

(2.54 mm) .100"

THROUGH-HOLE .025" SQ POST SOCKET

SPECIFICATIONS

For complete specifications see www.samtec.com?SSW or www.samtec.com?SSQ

Insulator Material:

Black Liquid Crystal Polymer (-S & -D) or Black High Temperature Thermoplastic (-T)

Contact Material:

Phosphor Bronze

Plating:

Au or Sn over

50 μm (1.27 μm) Ni

Current Rating (SSW/TSM):

4.7 A per pin

(2 pins powered)

Current Rating (SSQ/TSW):

6.3 A per pin

(2 pins powered)

Operating Temp Range:

-55 °C to +125 °C with Gold

-55 °C to +105 °C with Tin

Insertion Depth:

(3.68 mm) .145"

(6.35 mm) .250"

Normal Force:

Standard= 125 grams (4.4 N)

Max Cycles:

100 with 10 μm (0.25 μm) Au

Voltage Rating:

465 VAC / 655 VDC

RoHS Compliant:

Yes

PROCESSING

Lead-Free Solderable:

Yes:

-S and -D row option

Wave only:

-P, -T and -Q row option

RECOGNITIONS

For complete scope of recognitions see www.samtec.com/quality



Mates With:

TSW, MTSW, MTLW,

EW, ZW, TSS, ZSS,

TSM, TSSH, HTSS



TYPE STRIP

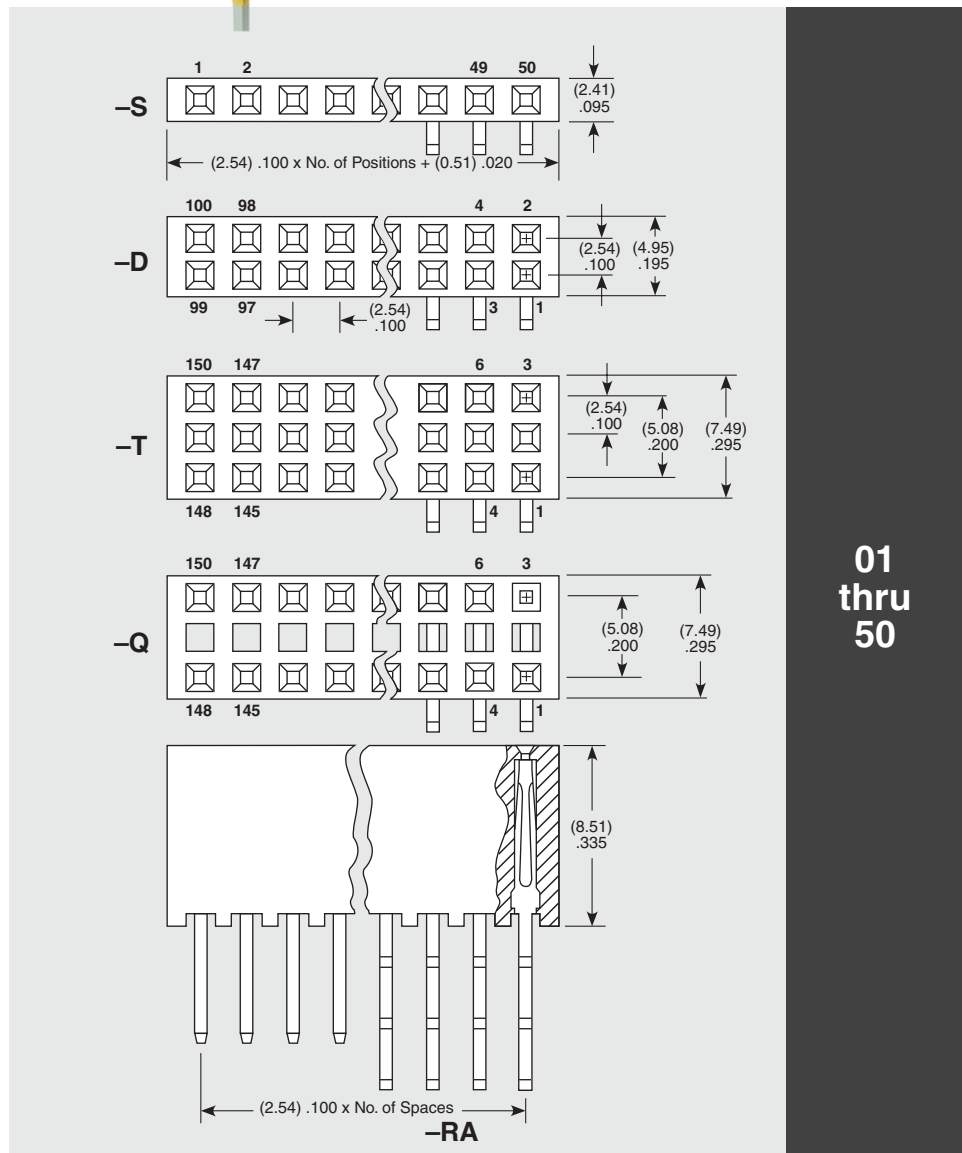
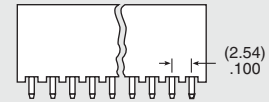
PIN CENTERS

NO. PINS PER ROW

SSW = Solder Tail

-1 = (2.54 mm) .100" Centers

SSQ = Square Tail



01 thru 50


Note:
Some lengths, styles and options are non-standard, non-returnable.

Due to technical progress, all designs, specifications and components are subject to change without notice.

WWW.SAMTEC.COM

All parts within this catalog are built to Samtec's specifications.

Customer specific requirements must be approved by Samtec and identified in a Samtec customer-specific drawing to apply.



SSW, SSQ SERIES

LEAD STYLE

PLATING OPTION

ROW OPTION

TAIL OPTION

OTHER OPTION

-F
= Gold flash on contact, Matte Tin on tail

-L
= 10 μ" (0.25 μm) Gold on contact, Matte Tin on tail

-G
= 20 μ" (0.51 μm) Gold on contact, Gold flash on tail

-T
= Matte Tin
(-T N/A on LIF contacts)

-S
= Single Row

-P
= Single Row
(36 pins max)

-D
= Double Row

-T
= Triple Row

-Q
= Double Row
.200" (5.08 mm) row space
(Outer rows filled only)

-RA
= Right-angle
(Leave blank for straight pin version)

-LL
= Locking Lead

Two leads per strip crimped in opposite directions on or near centerline. Available on tails from (2.29 mm) .090" to (7.87 mm) .310" only. N/A with single row 1 or 2 positions.

-“XXX”
= Polarized
(Specify “XXX” as position number)

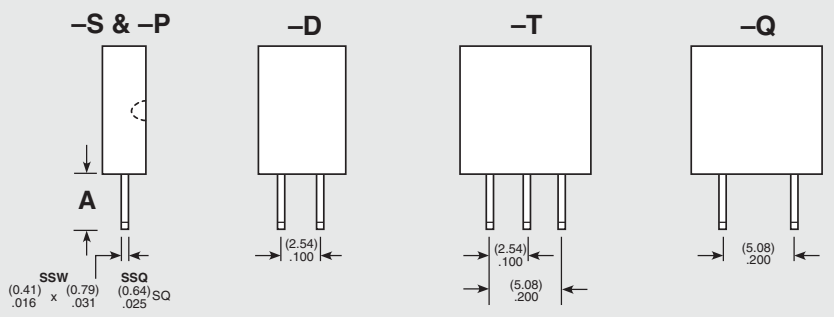
ALSO AVAILABLE (MOQ Required)

- Other platings
- Notch option

Straight Pin Versions (Specify “LEAD STYLE” from chart)

LEAD STYLE		SINGLE DOUBLE OR TRIPLE A
Standard Insertion Force	Low Insertion Force*	
-01	-21	(2.64) .104
-02	-22	(4.93) .194
-03	-23	(10.00) .394
-04	-24	(14.83) .584
-06**	Not Available	(3.15) .124

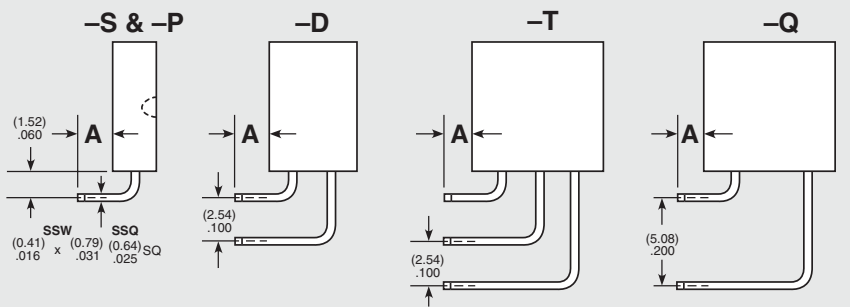
* LIF not available with Tin Plating
**Style -06 Not available with SSQ



Right-Angle Versions (Specify “LEAD STYLE” from chart)

LEAD STYLE		SINGLE	DOUBLE	TRIPLE
Standard Insertion Force	Low Insertion Force*	(-S) A	(-D) A	(-T & -Q) A
-02	-22	(2.54) .100	(2.54) .100	(2.54) .100
-03	-23	(7.62) .300	(7.62) .300	Not Available
-04	-24	(12.45) .490	Not Available	Not Available

*LIF not available with Tin Plating



Due to technical progress, all designs, specifications and components are subject to change without notice.