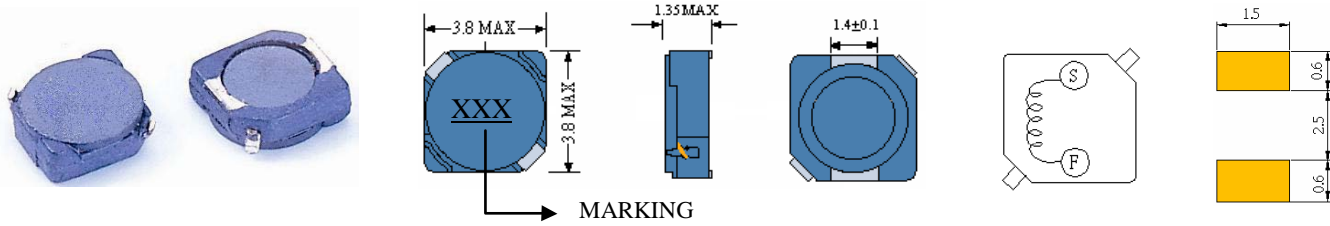


SC312MF

SMD POWER INDUCTORS



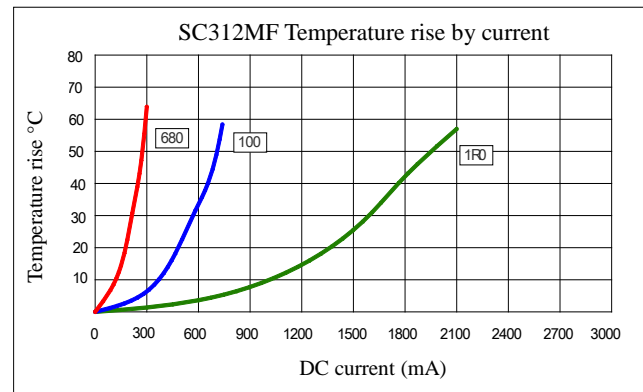
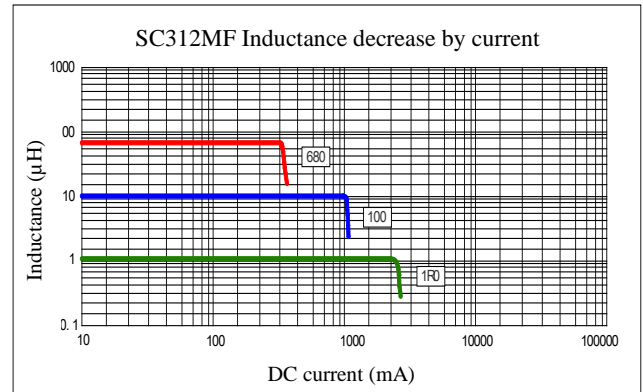
• Features

1. Magnetically shielded construction – Low EMI
2. Excellent Power Density
3. Engineered to Provide High Efficiency

ELECTRICAL CHARACTERISTICS



Part Number	Inductance (uH) (1)	Test Frequency	DC Resistance (Ω MAX) (2)	Saturation Current (3) (A)	Temperature Current (4) (A)
SC312MF-1R0	1.0	100KHZ	87m	3.00	1.60
SC312MF-1R5	1.5	100KHZ	104m	2.50	1.50
SC312MF-2R2	2.2	100KHZ	157m	2.00	1.20
SC312MF-3R3	3.3	100KHZ	210m	1.80	0.98
SC312MF-4R7	4.7	100KHZ	318m	1.48	0.84
SC312MF-5R6	5.6	100KHZ	388m	1.22	0.78
SC312MF-6R8	6.8	100KHZ	430m	1.10	0.70
SC312MF-100	10	100KHZ	673m	0.97	0.58
SC312MF-120	12	100KHZ	792m	0.85	0.50
SC312MF-150	15	100KHZ	900m	0.79	0.48
SC312MF-180	18	100KHZ	1.16	0.68	0.44
SC312MF-220	22	100KHZ	1.40	0.64	0.40
SC312MF-270	27	100KHZ	1.65	0.60	0.38
SC312MF-330	33	100KHZ	2.40	0.57	0.33
SC312MF-390	39	100KHZ	2.85	0.50	0.27
SC312MF-470	47	100KHZ	3.00	0.44	0.25
SC312MF-560	56	100KHZ	3.60	0.42	0.23
SC312MF-680	68	100KHZ	4.10	0.40	0.21



(1). Inductance tolerance for 1.0uH: ±30%, for 1.5uH~68uH: ±20%. Tested at 0.25V, 0ADC and 25°C

(2). DCR measured at 25°C.

(3). The DC current at which the inductance decreases by 10% from its initial value.

(4). The DC current that results in a 40°C temperature rise from 25°C ambient.

[Click here for QUANTITY PER REEL & PACKING INFORMATION](#)

Custom versions available upon request.

Mouser Electronics

Authorized Distributor

Click to View Pricing, Inventory, Delivery & Lifecycle Information:

[Bel:](#)

[SC312MF-1R0](#) [SC312MF-6R8](#) [SC312MF-3R3](#) [SC312MF-100](#) [SC312MF-680](#) [SC312MF-270](#) [SC312MF-2R2](#)
[SC312MF-120](#) [SC312MF-180](#) [SC312MF-470](#) [SC312MF-220](#) [SC312MF-150](#) [SC312MF-5R6](#) [SC312MF-4R7](#)
[SC312MF-390](#) [SC312MF-560](#) [SC312MF-1R5](#) [SC312MF-330](#)