




Series 501 Standard DIP Socket w/Bifurcated Contacts & Wire Wrap Pins

FEATURES

- Bifurcated Contacts in Standard DIP Sockets with Solder Tails or Wire Wrap Pins

GENERAL SPECIFICATIONS

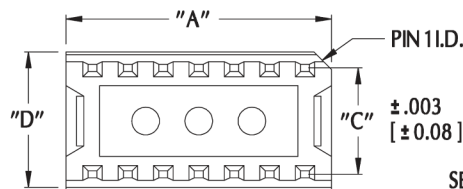
- STANDARD BODY:** Black UL 94V-0 Glass-filled 4/6 Nylon
- BIFURCATED CONTACTS:** Grade A Spring-tempered Phosphor Bronze per QQ-B-750
- PIN PLATING:** 10 μ [0.25 μ] min. Au per MIL-G-45204 over 50 μ [1.27 μ] min. Ni per SAE AMS-QQ-N-290B; -OR- 200 μ [5.08 μ] min. matte Sn per ASTM B545-97(2004)e1 over 50 μ [1.27 μ] min. Ni per SAE AMS-QQ-N-290B; -OR- 200 μ [5.08 μ] min. 90/10 Sn/Pb per MIL-T-10727 Type 1 over 50 μ [1.27 μ] min. Ni per SAE AMS-QQ-N-290B
- CONTACT CURRENT RATING:** 1.5 amps
- INSERTION FORCE:** 110g/pin average
- WITHDRAWAL FORCE:** 75g/pin average
- OPERATING TEMPERATURE:** -67°F to 221°F [-55°C to 105°C] Sn; -67°F to 257°F [-55°C to 125°C] Au
- LEADS ACCEPTED:** Flat leads up to 0.014 thick x 0.020 wide [0.36-0.51], Round leads up to 0.020 [0.51] dia.
- LEAD LENGTHS:** from seating plane from 0.075-0.160 [1.91-4.06]



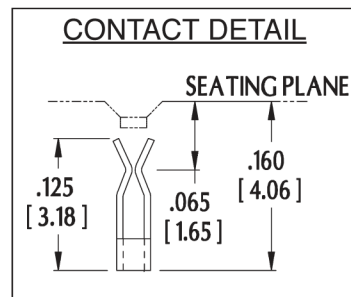
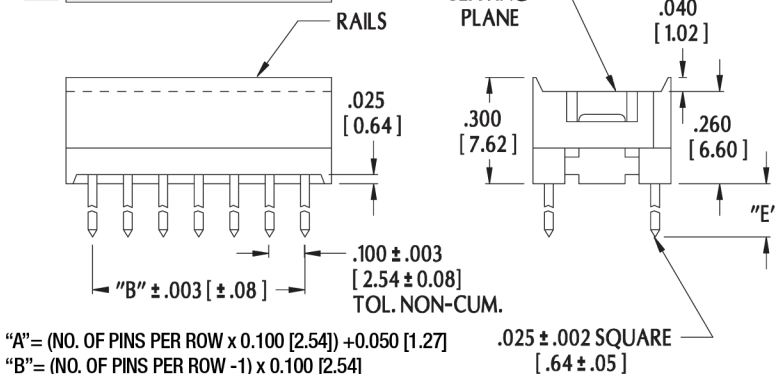
MOUNTING CONSIDERATIONS

- SUGGESTED PCB HOLE SIZE:** 0.045 \pm 0.002 [1.12 \pm 0.05] dia.

Centers "C"	Width "D"	Available Sizes
0.200 [5.08]	0.290 [7.36]	8, 10
0.300 [7.62]	0.390 [9.90]	8, 14-20
0.600 [15.24]	0.690 [17.54]	8-24, 28-40, 48



Wire Wrap	Length "E"
2-level	0.410 [10.41]
3-level	0.690 [17.52]



ORDERING INFORMATION

XX-X 501-X XXX XX

- Rails Option**
WR = Without Rails
- Plating**
0 = Sn
1 = Au
OTL = Sn/Pb
- Termination**
2 = 2-level Wire Wrap
3 = 3-level Wire Wrap
- Series**
- Row-to-Row Spacing (Dim. "C")**
2 = 0.200 [5.08]
3 = 0.300 [7.62]
6 = 0.600 [15.24]
- No. of Pins**
(See Table)

ALL DIMENSIONS: INCHES [MILLIMETERS]
ALL TOLERANCES: \pm 0.005 [0.13] UNLESS OTHERWISE SPECIFIED
FOR SOLDER PIN TAILS, SEE DATA SHEETS 12004
CONSULT FACTORY FOR OTHER SIZES AND CONFIGURATIONS

CUSTOMIZATION: ARIES SPECIALIZES IN CUSTOM DESIGN AND PRODUCTION. SPECIAL MATERIALS, PLATINGS, SIZES, AND CONFIGURATIONS CAN BE FURNISHED, DEPENDING ON QUANTITY.

ARIES RESERVES THE RIGHT TO CHANGE PRODUCT GENERAL SPECIFICATIONS WITHOUT NOTICE

PRINTOUTS OF THIS DOCUMENT MAY BE OUT-OF-DATE AND SHOULD BE CONSIDERED UNCONTROLLED



ARIES
ELECTRONICS, INC.

2609 Bartram Road • Bristol, PA 19007-6810 USA
TEL 215-781-9956 • FAX 215-781-9845
WWW.ARIESELEC.COM • INFO@ARIESELEC.COM



12005
Rev. 4.3
1 of 1

Mouser Electronics

Authorized Distributor

Click to View Pricing, Inventory, Delivery & Lifecycle Information:

[Aries Electronics:](#)

[28-6501-20](#) [22-6501-31](#) [22-6501-30](#) [22-6501-21](#) [22-6501-20](#) [10-2501-30](#) [10-2501-20](#) [10-2501-21](#) [08-2501-30](#)
[08-6501-30](#) [08-2501-31](#) [08-6501-31](#) [08-6501-20](#) [08-2501-20](#) [08-6501-21](#) [08-2501-21](#) [18-6501-31](#) [10-6501-21](#) [10-](#)
[6501-20](#) [18-6501-30](#) [10-2501-31](#) [10-6501-31](#) [18-6501-21](#) [10-6501-30](#) [18-6501-20](#) [14-6501-30](#) [14-6501-31](#) [14-](#)
[6501-20](#) [14-6501-21](#) [16-6501-21](#) [16-6501-20](#) [16-6501-31](#) [16-6501-30](#) [28-6501-21](#)