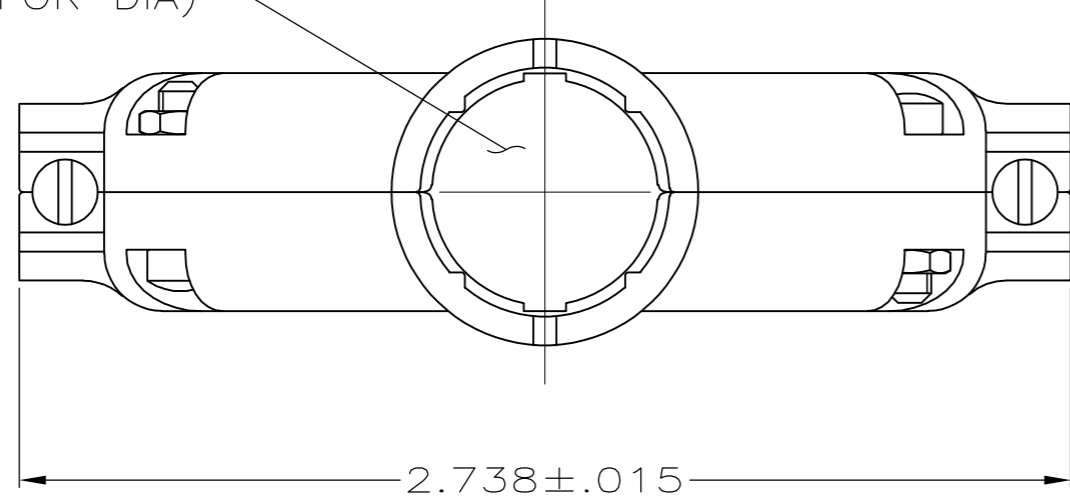


THIS DRAWING IS UNPUBLISHED. RELEASED FOR PUBLICATION  
 © COPYRIGHT BY TYCO ELECTRONICS CORPORATION. ALL RIGHTS RESERVED.

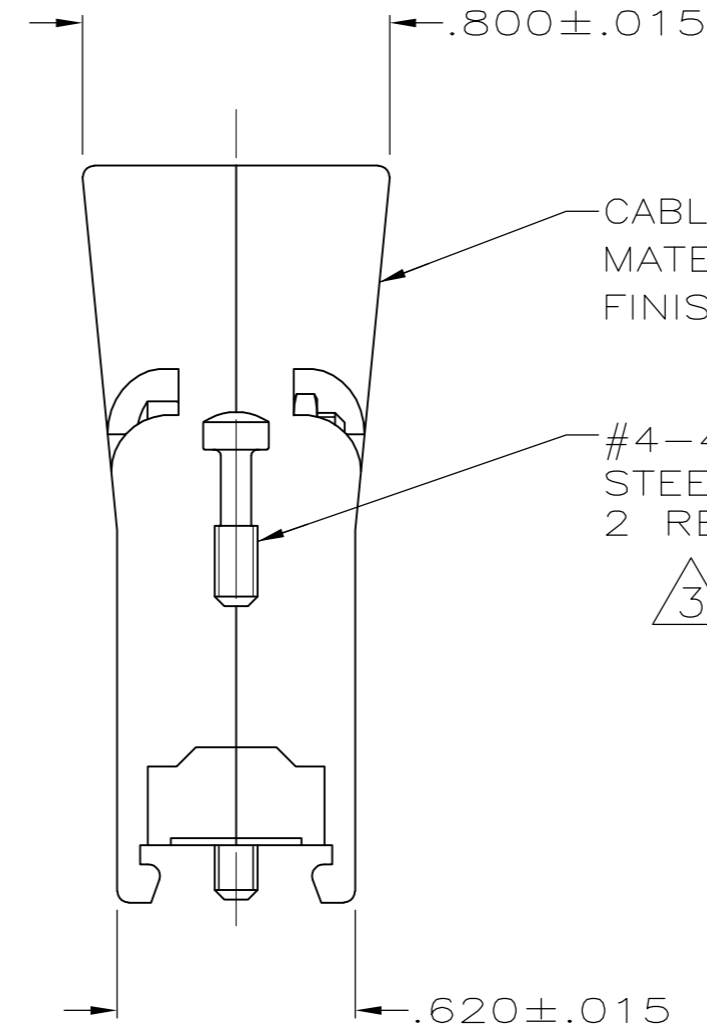
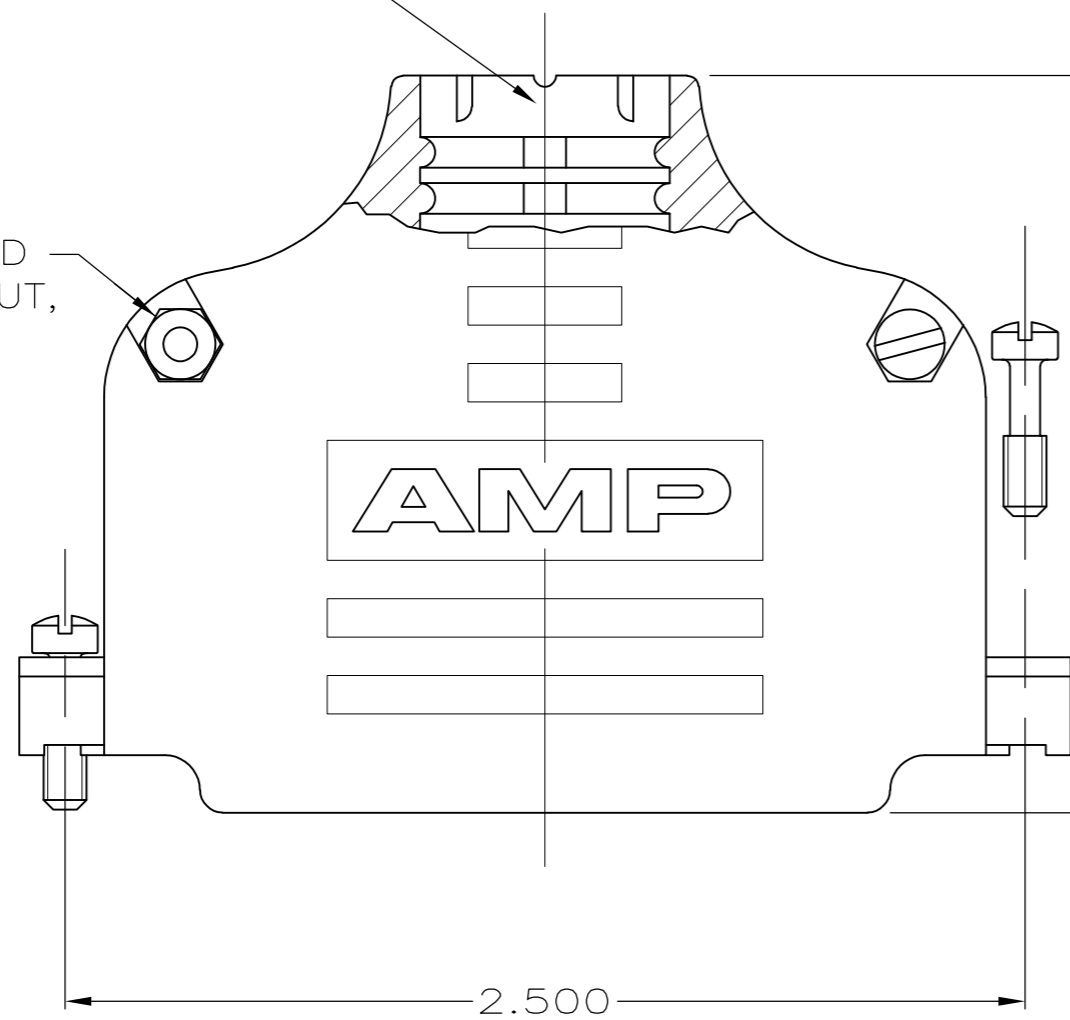
| LOC | DIST | REVISIONS |     |                              |         |     |      |
|-----|------|-----------|-----|------------------------------|---------|-----|------|
| GP  | 00   | P         | LTR | DESCRIPTION                  | DATE    | DWN | APVD |
|     |      | A         |     | REVISED PER ECN 0513-0326-05 | 24JUL06 | JDP | CWR  |
|     |      | A1        |     | REVISED PER ECO-10-000444    | 19JAN10 | KK  | HMR  |

OPENING FOR CABLE  
(SEE DASH NO FOR DIA)



SIZE IDENTIFICATION  
LETTER MOLDED HERE  
(SEE TABLE)

#4-40 FILLISTER HEAD  
STEEL SCREW & HEX NUT,  
2 REQD.



CABLE CLAMP  
MATERIAL: FLAME RETARDANT THERMOPLASTIC,  
FINISH: BRIGHT NICKEL OVER BRIGHT COPPER

#4-40 FILLISTER HEAD SCREW  
STEEL  
2 REQD.



- ALL PARTS PACKAGED UNASSEMBLED.
  - THIS KIT CONSISTS OF 2 STRAIN RELIEF HALVES,  
2 #4-40 SCREWS, 2 #4-40 NUTS & 2 #4-40 MOUNTING SCREWS.
- ZINC PLATED .000200-.000400 THICK,  
CLEAR CHROMATE COATING.
- OBSOLETE PARTS: OBSOLETE CIS STREAMLINING PER D.RENAUD/D.SINISI

|          |                   |           |             |
|----------|-------------------|-----------|-------------|
| OBSOLETE | P                 | .530      | 1-5747100-1 |
| OBSOLETE | F                 | .350      | 5747100-9   |
|          | J                 | .425      | 5747100-7   |
| OBSOLETE | N                 | .500      | 5747100-5   |
|          | R                 | .575      | 5747100-3   |
|          | T                 | .650      | 5747100-1   |
|          | SIZE IDENT LETTER | CABLE DIA | PART NO.    |

**COPYRIGHT 2005  
TYCO ELECTRONICS CORP  
ALL RIGHTS RESERVED**

| DIMENSIONS: |  | TOLERANCES UNLESS OTHERWISE SPECIFIED: |        | MATERIAL     |  | FINISH       |  |
|-------------|--|--|--------|--------------|--|--------------|--|
| INCHES      |  | 0 PLC                                  | ± -    | SEE CALLOUTS |  | SEE CALLOUTS |  |
|             |  | 1 PLC                                  | ± -    |              |  |              |  |
|             |  | 2 PLC                                  | ± -    |              |  |              |  |
|             |  | 3 PLC                                  | ± .005 |              |  |              |  |
|             |  | 4 PLC                                  | ± -    |              |  |              |  |
|             |  | ANGLES                                 | ± -    |              |  |              |  |

|  |  |                  |             |         |
|--|--|------------------|-------------|---------|
| THIS DRAWING IS A CONTROLLED DOCUMENT. |  | DWN              | D. HENNY    | 8-16-05 |
|  |  | CHK              | C. ROHDE    | 8-16-05 |
|  |  | APVD             | M. WALMSLEY | 8-16-05 |
|  |  | PRODUCT SPEC     |             |         |
|  |  | APPLICATION SPEC |             |         |
|  |  | WEIGHT           | -           |         |
|  |  | CUSTOMER DRAWING |             |         |

|   |           |            |               |
|---|-----------|------------|---------------|
| Tyco Electronics Corporation<br>Harrisburg, PA 17105-3608                       |           | NAME       |               |
| CABLE CLAMP KIT, SIZE 4, 37 POSITION, 180°,<br>AMPLIMITE SERIES, PLATED PLASTIC |           |            |               |
| SIZE  | CAGE CODE | DRAWING NO | RESTRICTED TO |
| A2  | 00779     | C=5747100  | -             |
| SCALE   | 1:1       | SHEET      | 1 of 1        |
| REV   | A1        |            |               |

# Mouser Electronics

Authorized Distributor

Click to View Pricing, Inventory, Delivery & Lifecycle Information:

[TE Connectivity:](#)

[5747100-3](#)