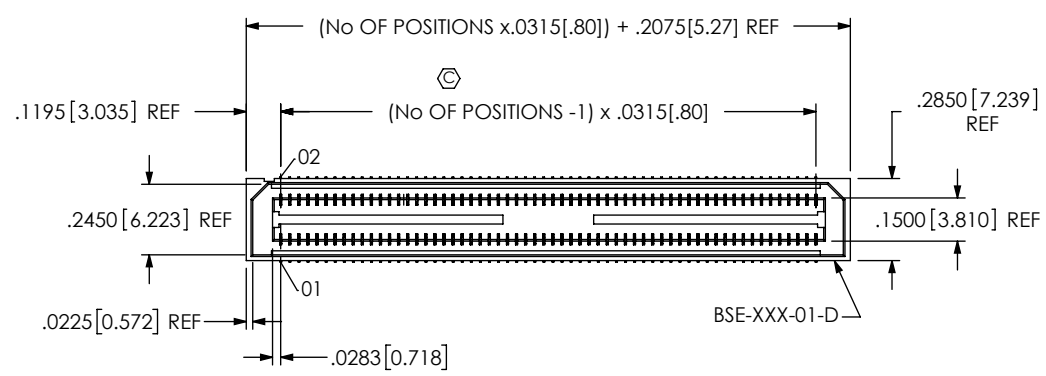


DO NOT SCALE FROM THIS PRINT

FIG 1

BSE-060-01-X-D-LC SHOWN



BSE-XXX-01-X-D-XX

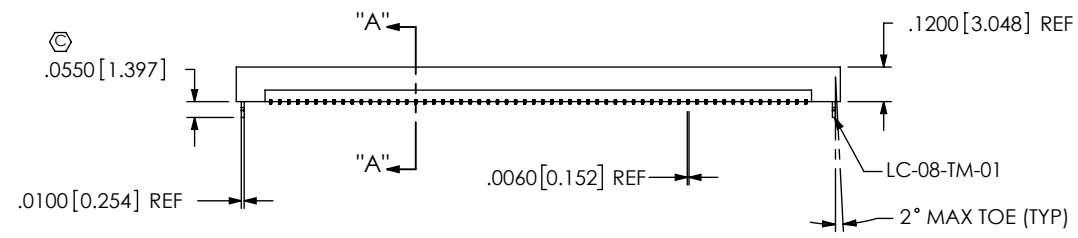
No OF POSITIONS  
-020, -040, -060,  
-080, -090, -100, -120  
(PER ROW)

OPTION  
-A: ALIGNMENT PINS  
(USE BSE-XXX-01-D-A)  
-LC: LOCKING CLIPS  
(USE LC-08-TM-01)  
-TR: TAPE & REEL (80 POS. MAX)  
-FL: FRICTION LOCK (SEE FIG 2)  
(-020 THRU -100 POSITIONS ONLY)  
(USE BSE-XXX-01-D-X-FL)

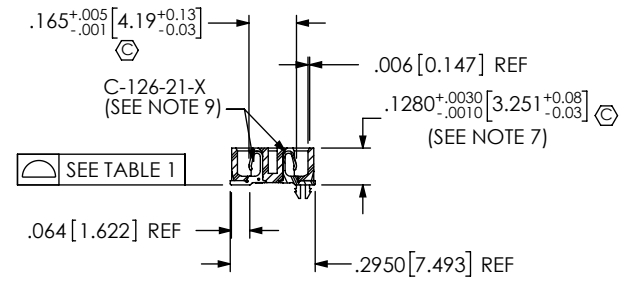
LEAD STYLE  
-01: .1280 [3.25]

ROW SPECIFICATION  
-D: DOUBLE (USE BSE-XXX-01-D-X)  
-F: FLASH SELECTIVE GOLD WITH MATTE TIN TAILS (SEE NOTE 6 & 9)  
-L: LIGHT SELECTIVE GOLD WITH MATTE TIN TAILS (SEE NOTE 9)  
-H: HEAVY GOLD WITH MATTE TIN TAILS (SEE NOTE 9)  
-C: ELECTRO-POLISHED SELECTIVE (SEE NOTE 9)

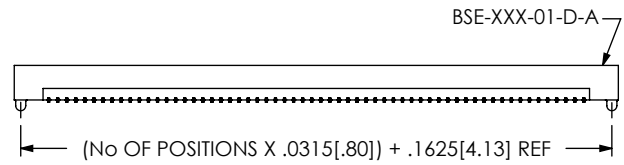
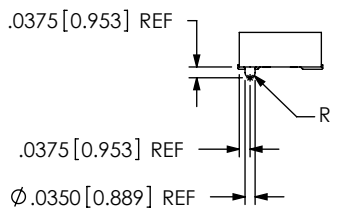
PLATING SPECIFICATION



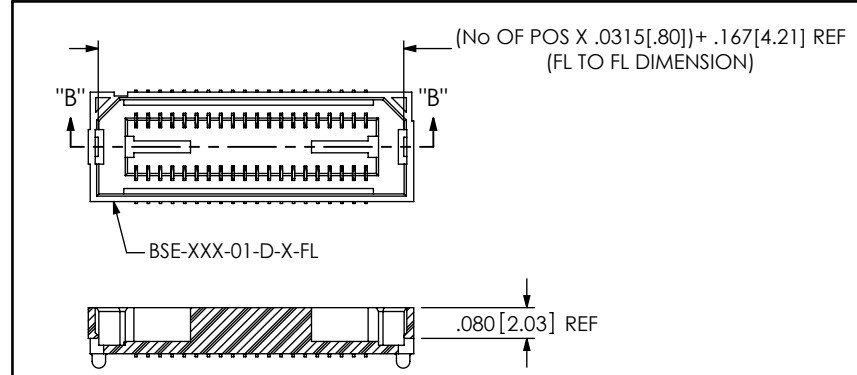
-LC: LOCKING CLIP OPTION SHOWN



SECTION "A"-"A"



-A: ALIGNMENT PIN OPTION SHOWN  
BSE-060-01-X-D-A SHOWN



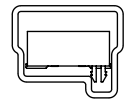
SECTION "B"-"B"  
SCALE 2 : 1

FIG 2  
-FL OPTION  
BSE-020-01-X-D-A-FL SHOWN  
(SAME AS FIG 1, UNLESS OTHERWISE STATED)

TABLE 1	
NO OF POS	COPLANARITY
-020 THRU -080	.004 [0.10]
-090 THRU -120	.006 [0.15]

- NOTES:
- ⊕ REPRESENTS A CRITICAL DIMENSION.
  - NOTE DELETED.
  - MAXIMUM BURR ALLOWANCE: .0015 [0.038].
  - MINIMUM PUSHOUT FORCE: .5 LB.
  - NOTE DELETED.
  - L PLATING MAY BE SUBSTITUTED FOR -F PLATING.
  - MAX VARIENCE: .002 [0.05]
  - NOTE DELETED.
  - 90 THROUGH -120 POSITION PARTS USE C-269-11-X. DO NOT SUB C-126-XX-X OR C-224-01-X.
  - POSITIONS 20, 40, 60, 80, 120 ARE TRAY PACKAGED.

PACKAGING VIEW  
90 & 100 POS ONLY



TUBE: PT-1-24-03-78  
PLUG: TP-09

UNLESS OTHERWISE SPECIFIED, DIMENSIONS ARE IN INCHES.  
TOLERANCES ARE:  
DECIMALS ANGLES  
.XX: ±.01 [25] 2°  
.XXX: ±.005 [13]  
.XXXX: ±.0020 [051]

PROPRIETARY NOTE  
THIS DOCUMENT CONTAINS CONFIDENTIAL AND PROPRIETARY INFORMATION AND ALL DESIGN, MANUFACTURING, REPRODUCTION, USE, PATENT RIGHTS AND SALES RIGHTS ARE EXPRESSLY RESERVED BY SAMTEC, INC. THIS DOCUMENT SHALL NOT BE DISCLOSED, IN WHOLE OR PART, TO ANY UNAUTHORIZED PERSON OR ENTITY NOR REPRODUCED, TRANSFERRED OR INCORPORATED IN ANY OTHER PROJECT IN ANY MANNER WITHOUT THE EXPRESS WRITTEN CONSENT OF SAMTEC, INC.

MATERIAL: DO NOT SCALE DRAWING SHEET SCALE: 1.5:1  
INSULATOR: BLACK LCP  
FLAMMABILITY RATING: UL94VO  
SOCKET: PHOS BRONZE



520 PARK EAST BLVD, NEW ALBANY, NY 47150  
PHONE: 812-944-6733 FAX: 812-948-5047  
e-Mail: info@SAMTEC.com code: 55322

DESCRIPTION:  
.8mm DOUBLE ROW SOCKET ASSEMBLY

DWG. NO. BSE-XXX-01-X-D-XX

BY: DEAN P 05/24/1999 SHEET 1 OF 1