

I/O module - ILB PB 24 DI16 DO16 - 2862411

Please be informed that the data shown in this PDF Document is generated from our Online Catalog. Please find the complete data in the user's documentation. Our General Terms of Use for Downloads are valid (<http://phoenixcontact.com/download>)

Inline Block IO digital input/output module, PROFIBUS, 16 inputs, 24 V DC, 2, 3-wire connection technology, 16 outputs, 24 V DC, 500 mA, 2, 3-wire connection technology



Product Features

- 16 digital inputs
- 16 digital outputs
- Connection of sensors in 2 and 3-wire technology
- Connection of actuators in 2 and 3-wire technology
- Maximum permissible load current per sensor: 125 mA
- Nominal current per output: 500 mA
- Diagnostic and status indicators



Key Commercial Data

Packing unit	1 pc
Weight per Piece (excluding packing)	515.8 g
Custom tariff number	85389091
Country of origin	Germany

Technical data

Note

Utilization restriction	EMC: class A product, see manufacturer's declaration in the download area
-------------------------	---------------------------------------------------------------------------

Dimensions

Width	156 mm
Height	141 mm
Depth	57 mm
Note on dimensions	Specifications with connectors

I/O module - ILB PB 24 DI16 DO16 - 2862411

Technical data

Ambient conditions

Ambient temperature (operation)	-25 °C ... 60 °C
Ambient temperature (storage/transport)	-25 °C ... 85 °C
Permissible humidity (operation)	85 % (non-condensing)
Permissible humidity (storage/transport)	95 % (non-condensing)
Air pressure (operation)	80 kPa ... 108 kPa (up to 2000 m above mean sea level)
Air pressure (storage/transport)	66 kPa ... 108 kPa (up to 3500 m above mean sea level)
Degree of protection	IP20

General

Mounting type	DIN rail
Net weight	500 g
Note on weight specifications	with connectors
Diagnostics messages	Short-circuit / overload of the digital outputs Message in the diagnostics register
	Short-circuit, sensor supply Message in the diagnostics register
	Undervoltage Power supply for sensors Message in the diagnostics register
Mounting type	NS 35/7,5

Interfaces

Fieldbus system	PROFIBUS DP
Designation	PROFIBUS DP
Connection method	D-SUB-9 female connector
Transmission speed	9,6 kBit/s ... 12 MBit/s
Number of positions	9

Power supply for module electronics

Supply voltage	24 V DC
Supply voltage range	19.2 V DC ... 30 V DC (including all tolerances, including ripple)
Supply current	70 mA
Current consumption	approx. 70 mA

Digital inputs

Input name	Digital inputs
Description of the input	EN 61131-2 type 1
Connection method	Spring-cage connection
	3-conductor
Number of inputs	16
Typical response time	approx. 500 µs
Protective circuit	Short-circuit protection, overload protection of the sensor supply

I/O module - ILB PB 24 DI16 DO16 - 2862411

Technical data

Digital inputs

Input voltage	24 V DC
Input voltage range "0" signal	-30 V DC ... 5 V DC
Input voltage range "1" signal	15 V DC ... 30 V DC
Nominal input current at U_{IN}	5 mA

Digital outputs

Output name	Digital outputs
Connection method	Spring-cage connection
	3-conductor
Number of outputs	16
Protective circuit	Short-circuit and overload protection
Output voltage	24 V DC
Nominal output voltage	24 V DC
Maximum output current per channel	500 mA
Maximum output current per module / terminal block	8 A
Maximum output current per module	8 A
Nominal load, inductive	12 VA
Nominal load, lamp	12 W
Nominal load, ohmic	12 W

Standards and Regulations

Conformity with EMC directives	EN 55011:1998+A1:1999 Class A
Test section	I/Os / PROFIBUS 500 V AC 50 Hz 1 min.
	I/O area / FE 500 V AC 50 Hz 1 min.
	PROFIBUS / FE 500 V AC 50 Hz 1 min.
Noise emission	Industrial environment
Mechanical tests	Vibration resistance in acc. with EN 60068-2-6/IEC 60068-2-6 5g
	Shock in acc. with EN 60068-2-27/IEC 60068-2-27 25g
Connection in acc. with standard	CUL

Classifications

eCl@ss

eCl@ss 4.0	27250302
eCl@ss 4.1	27250302
eCl@ss 5.0	27250302
eCl@ss 5.1	27242604
eCl@ss 6.0	27242604

I/O module - ILB PB 24 DI16 DO16 - 2862411

Classifications

eCl@ss

eCl@ss 7.0	27242604
eCl@ss 8.0	27242604
eCl@ss 9.0	27242604

ETIM

ETIM 2.0	EC001430
ETIM 3.0	EC001599
ETIM 4.0	EC001599
ETIM 5.0	EC001599

UNSPSC

UNSPSC 6.01	43172015
UNSPSC 7.0901	43201404
UNSPSC 11	43172015
UNSPSC 12.01	43201404
UNSPSC 13.2	43201404

Approvals

Approvals

Approvals

UL Recognized / cUL Recognized / PROFIBUS / cULus Recognized

Ex Approvals

UL Listed / cUL Listed / cULus Listed

Approvals submitted

Approval details


UL Recognized

I/O module - ILB PB 24 DI16 DO16 - 2862411

Approvals

cUL Recognized 

PROFIBUS

cULus Recognized 

Accessories

Accessories

Data plug

D-SUB bus connector - SUBCON-PLUS-PROFIB - 2744348



D-SUB plug, 9-pos., pin, axial version with two cable entries, below 35°, bus system: PROFIBUS DP up to 12 Mbps, termination resistor can be switched on via slide switch, pin assignment: 3, 5, 6, 8; spring-cage connection terminal blocks

End block

End clamp - CLIPFIX 35-5 - 3022276



Quick mounting end clamp for NS 35/7,5 DIN rail or NS 35/15 DIN rail, with marking option, with parking option for FBS...5, FBS...6, KSS 5, KSS 6, width: 5.15 mm, color: gray

Labeling panel

Labeling field - IB IL FIELD 2 - 2727501

Labeling field, width: 12.2 mm



I/O module - ILB PB 24 DI16 DO16 - 2862411

Accessories

Plug

Inline connector - IB IL SCN-PWR IN-CP - 2727637



Connector, colored, for Inline power and segment terminal blocks

Inline connector - IB IL SCN-12-ICP - 2727611



Connector, color coded, for digital 4, or 16-channel Inline input terminals

Inline connector - IB IL SCN-12-OCP - 2727624



Connector, colored identification, for digital 4, or 16-channel Inline output terminal blocks

Terminal marking

Insert strip - ESL 62X10 - 0809492



Insert strip, Sheet, white, unlabeled, can be labeled with: Office printing systems, Plotter: Laser printer, Mounting type: Insert, Lettering field: 62 x 10 mm

Flat zack marker sheet - ZBFM 6/WH:UNBEDRUCKT - 0803618



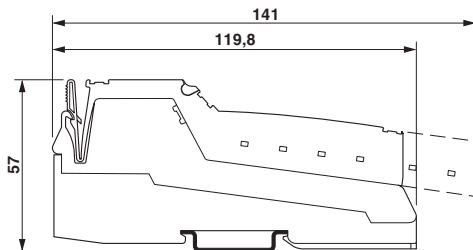
Flat zack marker sheet, Sheet, white, unlabeled, can be labeled with: Plotter, Mounting type: Snap into flat marker groove, for terminal block width: 6.2 mm, Lettering field: 5 x 5.5 mm

I/O module - ILB PB 24 DI16 DO16 - 2862411

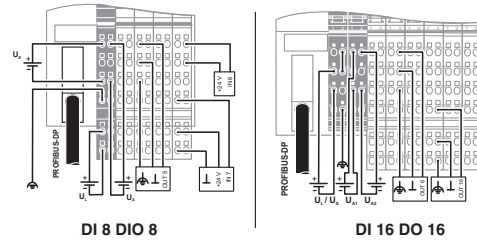
Accessories

Drawings

Dimensional drawing

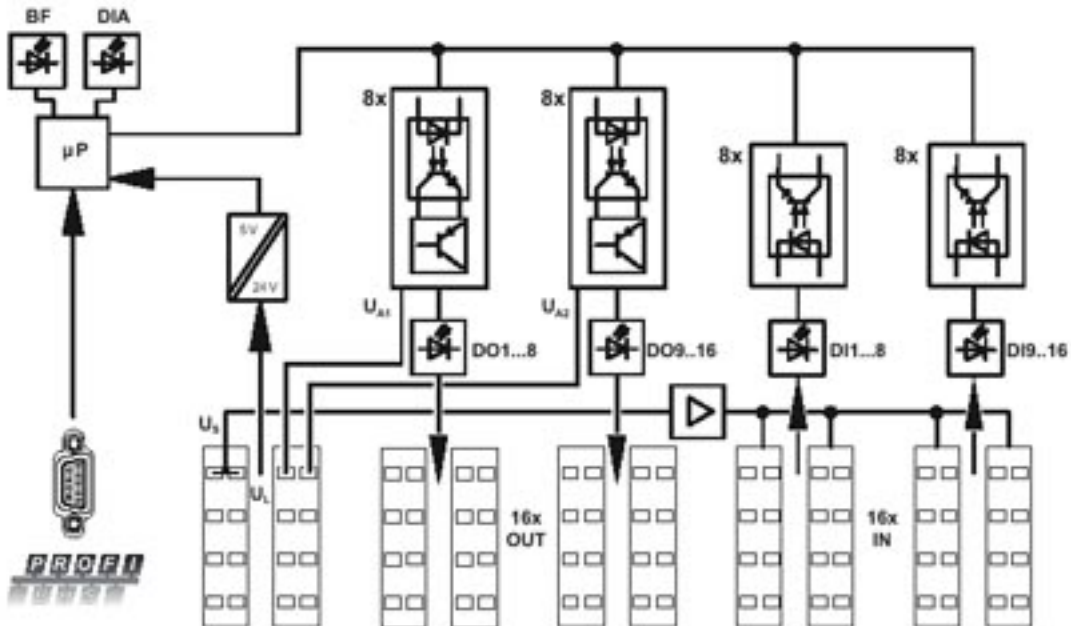


Connection diagram



The illustration shows the general dimensional drawing of the Inline Block I/O product family

Block diagram



Mouser Electronics

Authorized Distributor

Click to View Pricing, Inventory, Delivery & Lifecycle Information:

[Phoenix Contact:](#)

[2862411](#)