

Varnished Chokes

Special Features

- High Q, high self-resonant frequency
- High voltage application on phenolic components
- Single layer or 3-pi universal wound
- Low cost
- Varnish coated
- Operating temperature:
phenolic -55 to +125 °C
iron & ferrite -55 to +105 °C

Notes

* Current to cause 35 °C max. temperature rise

† RoHS Directive 2002/95/EC Jan 27 2003 including Annex.

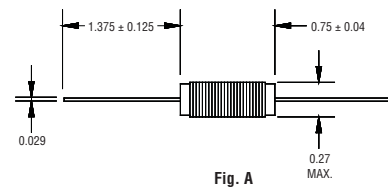


Fig. A

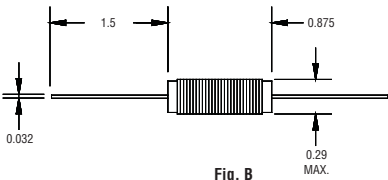


Fig. B

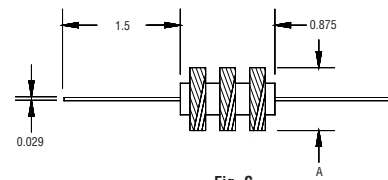


Fig. C

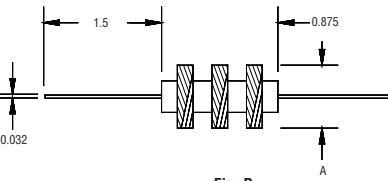


Fig. D

Dimensions: Inches

4600 Series										
Part Number	L (μH) ±20 %	Q Min.	Test Freq. (MHz)	SRF (MHz) Min.	DCR Ω Max.	I, DC* (mA)	Coil Diam. Max.	Core Matl.	Fig.	
4602-RC	1.0	60	7.96	190	0.05	2000	0.27	Phenolic	A	
±10 %										
4604-RC	1.5	58	7.96	149	0.093	1800	0.27	Phenolic	A	
4606-RC	2.4	56	7.96	120	0.19	1500	0.27	Phenolic	A	
4608-RC	3.9	60	7.96	93	0.45	1000	0.27	Phenolic	A	
4609-RC	5.5	57	7.96	80	0.67	850	0.27	Phenolic	A	
4610-RC	6.2	57	7.96	76	0.83	700	0.27	Phenolic	A	
4611-RC	8.2	57	7.96	65	1.2	600	0.27	Phenolic	A	
4612-RC	10	36	2.52	61	1.5	500	0.27	Phenolic	A	
±5 %										
4622-RC	10	69	2.52	40	0.11	1500	0.29	Iron	B	
4624-RC	15	62	2.52	33	0.17	1000	0.29	Iron	B	
4626-RC	24	65	2.52	25	0.34	800	0.29	Iron	B	
4628-RC	39	70	2.52	20	0.65	600	0.29	Iron	B	
4629-RC	55	72	2.52	17	1.0	500	0.29	Iron	B	
4630-RC	62	83	2.52	16	1.2	475	0.29	Iron	B	
4631-RC	82	85	2.52	13	1.9	450	0.29	Iron	B	
4632-RC	100	107	0.79	12	3.0	400	0.29	Iron	B	
4642-RC	100	49	0.79	11	5.4	160	0.41	Phenolic	C	
4644-RC	150	53	0.79	8.8	6.5	160	0.41	Phenolic	C	
4646-RC	240	56	0.79	7.2	8.5	160	0.44	Phenolic	C	
4648-RC	390	57	0.79	5.6	11.0	160	0.50	Phenolic	C	
4649-RC	550	58	0.79	4.8	13.0	160	0.50	Phenolic	C	
4650-RC	620	59	0.79	4.5	15.0	160	0.53	Phenolic	C	
4651-RC	750	56	0.79	4.0	16.0	160	0.53	Phenolic	C	
4652-RC	1000	59	0.252	3.7	19.0	160	0.56	Phenolic	C	
			L Test @1 KHz	Q Test Freq.						
4662-RC		83	1000	0.252	2.6	8.6	160	0.47	Iron	D
4664-RC		82	1500	0.252	2.1	11.0	160	0.47	Iron	D
4666-RC		80	2400	0.252	1.7	15.0	160	0.53	Iron	D
4668-RC		73	3900	0.252	1.4	20.0	160	0.56	Iron	D
4669-RC		69	5500	0.252	1.1	25.0	160	0.59	Iron	D
4670-RC		89	6200	0.252	1.0	37.0	100	0.53	Iron	D
4671-RC		83	8200	0.252	0.94	46.0	100	0.56	Iron	D
4672-RC		68	10,000	0.0796	0.82	50.0	100	0.59	Iron	D

"-RC" suffix indicates RoHS compliance.

Mouser Electronics

Authorized Distributor

Click to View Pricing, Inventory, Delivery & Lifecycle Information:

Bourns:

[4602](#) [4604](#) [4606](#) [4608](#) [4609](#) [4610](#) [4611](#) [4612](#) [4622](#) [4624](#) [4626](#) [4628](#) [4629](#) [4630](#) [4631](#) [4632](#) [4642](#) [4644](#)
[4646](#) [4648](#) [4649](#) [4650](#) [4651](#) [4652](#) [4662](#) [4664](#) [4666](#) [4668](#) [4669](#) [4670](#) [4671](#) [4672](#) [4631-E](#)