

## Base strip - MC 1,5/ 5-G-3,5 - 1844249

Please be informed that the data shown in this PDF Document is generated from our Online Catalog. Please find the complete data in the user's documentation. Our General Terms of Use for Downloads are valid (<http://phoenixcontact.com/download>)

Header, Nominal current: 8 A, Rated voltage (III/2): 160 V, Number of positions: 5, Pitch: 3.5 mm, Color: green, Contact surface: Tin, Mounting: Wave soldering




The figure shows a 10-position version of the product

### Product Features

- Versions with engagement noses for locking plugs with self-locking flanges
- Low-profile pin strips with compact pitches
- Plug-in direction parallel and vertical to the PCB
- Individual position coding by inserting coding profiles



### Key Commercial Data

Packing unit	1 pc
GTIN	 4 017918 113285
Weight per Piece (excluding packing)	1.36 g
Custom tariff number	85366990
Country of origin	Germany

### Technical data

#### Dimensions

Length	9.2 mm
Pitch	3.50 mm
Dimension a	14 mm
Width	18.9 mm
Constructional height	7.25 mm

## Base strip - MC 1,5/ 5-G-3,5 - 1844249

### Technical data

#### Dimensions

Height	10.65 mm
Length of the solder pin	3.4 mm
Pin dimensions	0,8 x 0,8 mm
Hole diameter	1.2 mm

#### General

Range of articles	MC 1,5/...-G
Insulating material group	IIIa
Rated surge voltage (III/3)	2.5 kV
Rated surge voltage (III/2)	2.5 kV
Rated surge voltage (II/2)	2.5 kV
Rated voltage (III/3)	160 V
Rated voltage (III/2)	160 V
Rated voltage (II/2)	250 V
Connection in acc. with standard	EN-VDE
Nominal current I <sub>N</sub>	8 A
Maximum load current	8 A
Insulating material	PBT
Flammability rating according to UL 94	V0
Color	green
Number of positions	5

#### Standards and Regulations

Connection in acc. with standard	EN-VDE
	CSA
Flammability rating according to UL 94	V0

### Classifications

#### eCl@ss

eCl@ss 4.0	272607xx
eCl@ss 4.1	27260701
eCl@ss 5.0	27260701
eCl@ss 5.1	27260701
eCl@ss 6.0	27260704
eCl@ss 7.0	27440402
eCl@ss 8.0	27440402
eCl@ss 9.0	27440402

# Base strip - MC 1,5/ 5-G-3,5 - 1844249

## Classifications

### ETIM

ETIM 3.0	EC001121
ETIM 4.0	EC002637
ETIM 5.0	EC002637

### UNSPSC

UNSPSC 6.01	30211810
UNSPSC 7.0901	39121409
UNSPSC 11	39121409
UNSPSC 12.01	39121409
UNSPSC 13.2	39121409

## Approvals

### Approvals

#### Approvals

CSA / VDE Gutachten mit Fertigungsüberwachung / IECCEB Scheme / CCA / EAC / cULus Recognized / EAC

#### Ex Approvals

#### Approvals submitted

### Approval details

CSA 		
	B	D
Nominal current I <sub>N</sub>	8 A	8 A
Nominal voltage U <sub>N</sub>	300 V	300 V

VDE Gutachten mit Fertigungsüberwachung 	
Nominal current I <sub>N</sub>	8 A

## Base strip - MC 1,5/ 5-G-3,5 - 1844249

### Approvals

Nominal voltage UN	160 V
--------------------	-------

IECEE CB Scheme	
Nominal current IN	8 A
Nominal voltage UN	160 V

CCA	
Nominal current IN	8 A
Nominal voltage UN	160 V

EAC
-----

cULus Recognized		
	B	D
Nominal current IN	8 A	8 A
Nominal voltage UN	300 V	300 V

EAC
-----

### Accessories

Accessories

Coding element

Coding profile - CP-MSTB - 1734634

Coding profile, is inserted into the slot on the plug or inverted header, red insulating material



Labeled terminal marker

## Base strip - MC 1,5/ 5-G-3,5 - 1844249

### Accessories

Marker card - SK 3,5/2,8:FORTL.ZAHLEN - 0804073



Marker card, Card, white, labeled, Horizontal: Consecutive numbers 1 - 10, 11 - 20, etc. up to 91 - 99, Mounting type: Adhesive, for terminal block width: 3.5 mm, Lettering field: 3.5 x 2.8 mm

---

Fiber optics - MC 1,5/10-LWL 1,5-3,5 - 1841161

Fiber optics, Pitch: 3.5 mm, Number of positions: 10, Dimension a: 1.5 mm, Color: transparent



Fiber optics - MC 1,5/10-LWL 2,3-3,5 - 1841187

Fiber optics, Pitch: 3.5 mm, Number of positions: 10, Dimension a: 2.3 mm, Color: transparent



Fiber optics - MC 1,5/10-LWL 4-3,5 - 1841200

Fiber optics, Pitch: 3.5 mm, Number of positions: 10, Dimension a: 4 mm, Color: transparent



### Additional products

Printed-circuit board connector - MC 1,5/ 5-ST-3,5 GY7035 - 1769087



Plug component, Nominal current: 8 A, Rated voltage (III/2): 160 V, Number of positions: 5, Pitch: 3.5 mm, Connection method: Screw connection with tension sleeve, Color: light gray, Contact surface: Tin

---

## Base strip - MC 1,5/ 5-G-3,5 - 1844249

### Accessories

Printed-circuit board connector - TFMC 1,5/ 5-ST-3,5 - 1772647



Plug component, Nominal current: 8 A, Rated voltage (III/2): 160 V, Number of positions: 5, Pitch: 3.5 mm, Connection method: Push-in spring connection, Color: green, Contact surface: Tin

---

Printed-circuit board connector - MC 1,5/ 5-ST-3,5 - 1840395



Plug component, Nominal current: 8 A, Rated voltage (III/2): 160 V, Number of positions: 5, Pitch: 3.5 mm, Connection method: Screw connection with tension sleeve, Color: green, Contact surface: Tin

---

Printed-circuit board connector - MCVW 1,5/ 5-ST-3,5 - 1862881



Plug component, Nominal current: 8 A, Rated voltage (III/2): 160 V, Number of positions: 5, Pitch: 3.5 mm, Connection method: Screw connection with tension sleeve, Color: green, Contact surface: Tin

---

Printed-circuit board connector - MCVR 1,5/ 5-ST-3,5 - 1863181



Plug component, Nominal current: 8 A, Rated voltage (III/2): 160 V, Number of positions: 5, Pitch: 3.5 mm, Connection method: Screw connection with tension sleeve, Color: green, Contact surface: Tin

---

Printed-circuit board connector - FK-MCP 1,5/ 5-ST-3,5 - 1939947



Plug component, Nominal current: 8 A, Rated voltage (III/2): 160 V, Number of positions: 5, Pitch: 3.5 mm, Connection method: Push-in spring connection, Color: green, Contact surface: Tin

---

# Base strip - MC 1,5/ 5-G-3,5 - 1844249

## Accessories

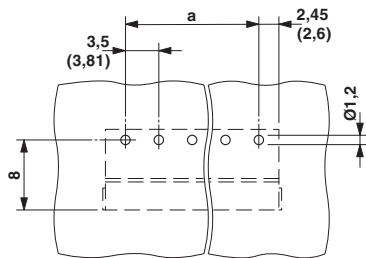
Printed-circuit board connector - FMC 1,5/ 5-ST-3,5 - 1952296



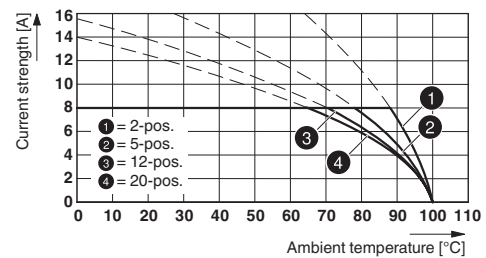
Plug component, Nominal current: 8 A, Rated voltage (III/2): 160 V, Number of positions: 5, Pitch: 3.5 mm, Connection method: Push-in spring connection, Color: green, Contact surface: Tin

## Drawings

Drilling diagram

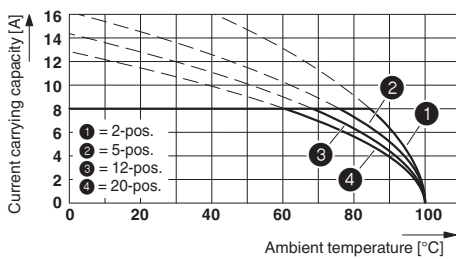


Diagram

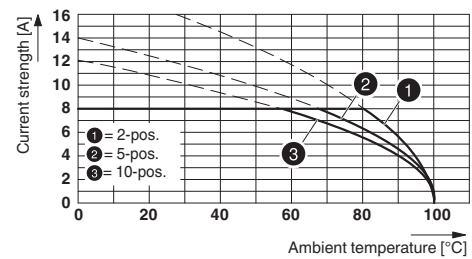


Type: FK-MCP 1,5/...-ST-3,5 with MC 1,5/...-G-3,5

Diagram



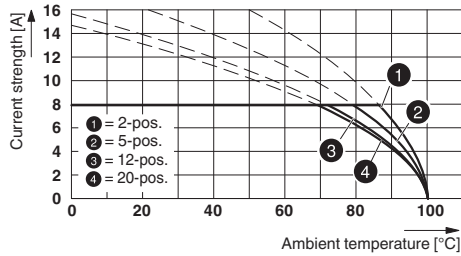
Diagram



Type: TFMC 1,5/...-ST-3,5 with MC 1,5/...-G-3,5

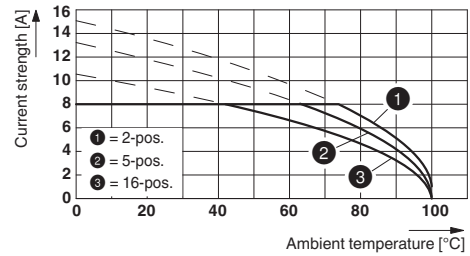
# Base strip - MC 1,5/ 5-G-3,5 - 1844249

Diagram



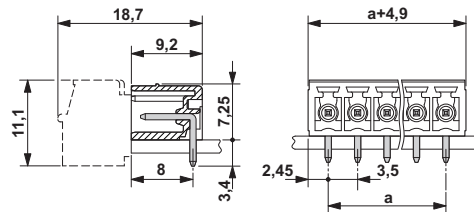
Type: MC 1,5/...-ST-3,5 with MC 1,5/...-G-3,5

Diagram



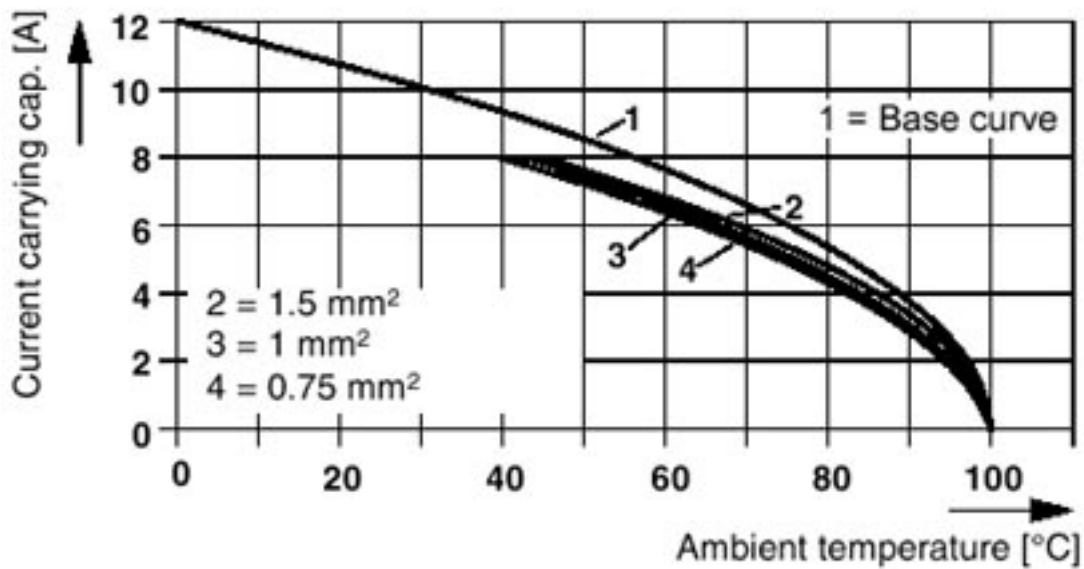
Type: MCVW 1,5/...-ST-3,5 with MC 1,5/...-G-3,5

Dimensional drawing



Diagram

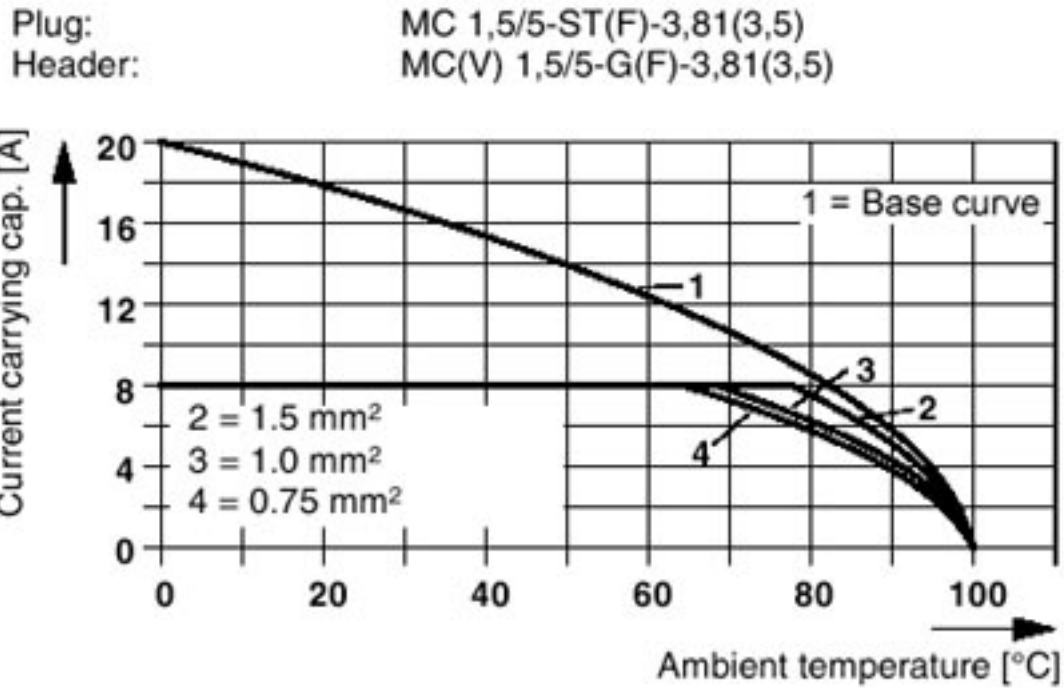
Plug: MCVR(W) 1,5/5-ST(F)-3,81(3,5)  
 Header: MC(V) 1,5/5-G(F)-3,81(3,5)



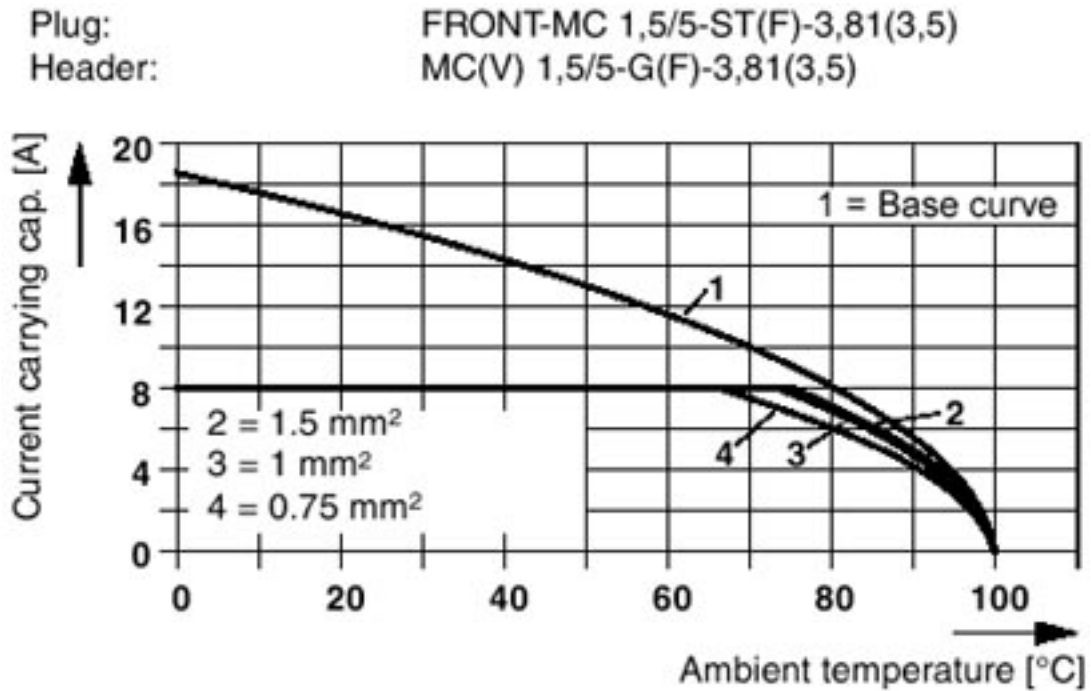


# Base strip - MC 1,5/ 5-G-3,5 - 1844249

Diagram



Diagram





# Mouser Electronics

Authorized Distributor

Click to View Pricing, Inventory, Delivery & Lifecycle Information:

[Phoenix Contact:](#)

[1844249](#)