THIS COPY IS PROVIDED ON A RESTRICTED BASIS AND IS NOT TO BE USED IN ANY WAY DETRIMENTAL TO THE INTERESTS OF PANDUIT CORP.

PANDUIT P/N	WEIGHT
CMRPSV20TL	17.0 LBS/EACH 7.7 Kg/EACH

NOTES:
1. VISIT OUR ON-LINE CATALOG AT WWW.PANDUIT.COM FOR A CURRENT LIST OF PRODUCTS APPLICABLE FOR USE WITH THIS PART.
2. ACCESSORY COMPONENTS:
   (2) #10-32 X 1/2" MOUNTING SCREWS
   (2) #12-24 X 1/2" MOUNTING SCREWS
   (2) #10-32 LOCKING COLLAR SCREWS
   (2) L-BRACKETS
3. THE POWER STRIP SHALL HAVE THE FOLLOWING:
   -TEN (10) - NEMA 5-20R OUTLETS
   -ONE (1) 10-FOOT POWER CORD WITH NEMA L5-20P TWIST LOCK PLUG
4. DIMENSIONS IN PARENTHESES ARE METRIC (mm).

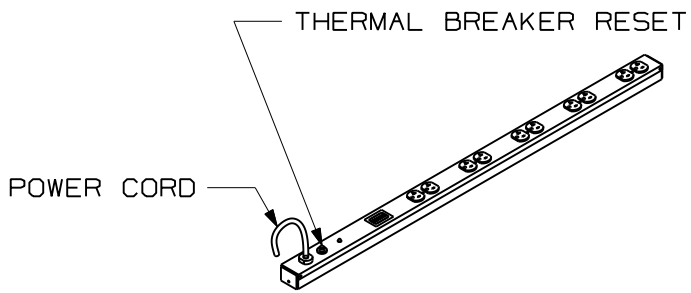

FRONT VIEW

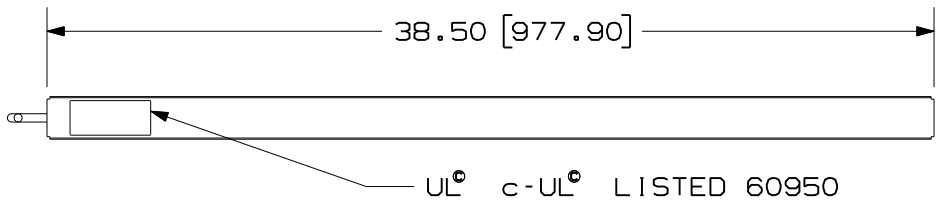

BACK VIEW

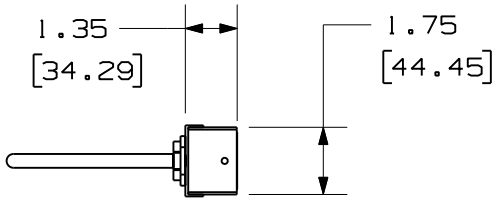

REV	DATE	BY	CHK	DESCRIPTION	ECN - R	CUST	SUP	OTH
00A	4-07-09	MRWA		RELEASED TO PRODUCTION	V10341CQ			

MODEL FILENAME: V10341CQ/00.PRT

CAD FILENAME/LAYERS: V10341CQ_DC/00A.PRT

PANDUIT CORP. TINLEY PARK, ILLINOIS

39" VERTICAL RACK MOUNT POWER STRIP
20 AMP 125V (CMRPSV20TL)
CUSTOMER DRAWING

UNLESS OTHERWISE SPECIFIED, DIMENSIONAL TOLERANCES ARE:

INCHES		[METRIC - MILLIMETER]		ANGLE
X.X	± 0.06	X.	± 1.5	± 1°
X.XX	± 0.03	X.X	± 0.8	
X.XXX	± 0.015	X.XX	± 0.4	

UNLESS OTHERWISE SPECIFIED, ALL DIMENSIONS ARE GIVEN IN INCHES, THIRD ANGLE PROJECTION.

DRAWN BY: MRWA

DATE: 4-07-09

CHK'D:

MAT'L: COLD-ROLLED STEEL

SCALE: NONE

DRAWING NO.: V10341CQ-DC

DWG SIZE: A

Mouser Electronics

Authorized Distributor

Click to View Pricing, Inventory, Delivery & Lifecycle Information:

Panduit:
CMRPSV20TL