


# Radial Lead Fuses

TE5® > Fast-Acting Fuse > 395 Series

## 395 Series, TE5® Fast-Acting Fuse



### Agency Approvals

Agency	Agency File Number	Ampere Range
	E67006	0.05A-6.3A
	E67006	0.05A-6.3A
	JET1896-31007-1005	1A - 5A

### Additional Information



Datashheet



Resources



Samples

### Description

The 395 Series TE5® Fuses are fast-acting type, 125V and are designed in accordance to UL 248-14.

### Features

- RoHS compliant and Lead-free
- Reduced PCB space requirements
- Direct solderable or plug-in versions
- Internationally approved
- Low internal resistance
- Shock safe casing
- Vibration resistant
- Halogen Free
- Available from 0.05A to 6.3A

### Applications

- Battery chargers
- Consumer Electronics
- Power supplies
- Industrial controllers

### Electrical Characteristics

% of Ampere Rating	Opening Time
200%	60 Seconds, <b>Max.</b>

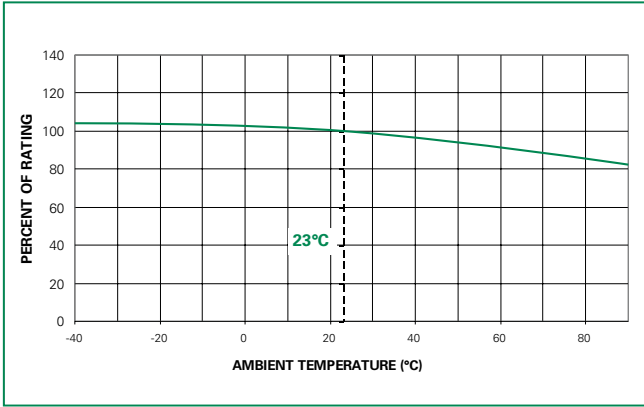
### Electrical Characteristics

Amp Code	Rated Current	Voltage Rating	Breaking Capacity	Nominal Cold Resistance (Ohms)	Voltage Drop 1.0xI <sub>N</sub> max. (mV)	Power Dissipation 1.0xI <sub>N</sub> max. (mW)	Melting Integral 10xI <sub>N</sub> max. (A <sup>2</sup> s)	Agency Approvals		
0050	50mA	125V	100A @125 VAC	8.1290	1600	85	0.0001	x	x	
0063	63mA	125V		4.6900	1300	85	0.0001	x	x	
0080	80mA	125V		3.6500	1200	100	0.0002	x	x	
0100	100mA	125V		7.4910	1100	110	0.0013	x	x	
0125	125mA	125V		6.1970	1350	160	0.0019	x	x	
0160	160mA	125V		4.2850	1000	150	0.0037	x	x	
0200	200mA	125V		2.9780	950	210	0.0075	x	x	
0250	250mA	125V		2.3100	900	225	0.0130	x	x	
0315	315mA	125V		1.7220	800	255	0.0260	x	x	
0400	400mA	125V		0.2200	230	95	0.0150	x	x	
0500	500mA	125V		0.1570	220	110	0.0250	x	x	
0630	630mA	125V		0.1180	210	135	0.0450	x	x	
0800	800mA	125V		0.0970	200	160	0.0680	x	x	
1100	1.00A	125V		0.0710	190	190	0.1300	x	x	x
1125	1.25A	125V		0.0635	180	225	0.2000	x	x	x
1160	1.60A	125V		0.0492	170	275	0.3900	x	x	x
1200	2.00A	125V		0.0412	160	450	0.5300	x	x	x
1250	2.50A	125V		0.0305	150	375	1.1000	x	x	x
1315	3.15A	125V		0.0247	140	445	1.9000	x	x	x
1400	4.00A	125V		0.0193	130	520	3.2000	x	x	x
1500	5.00A	125V	0.0139	120	600	6.1000	x	x	x	
1630	6.30A	125V	0.0116	115	850	9.7000	x	x		

Notes:

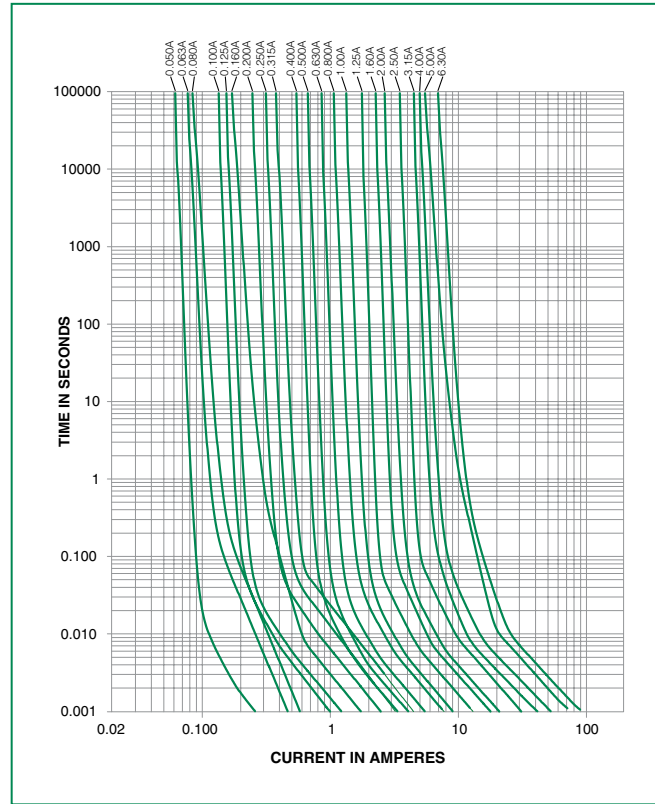
1. 1.00 means the number one with two decimal places. 1,000 means the number one thousand.
2. Resistance is measured at 10% of rated current, 25°C.

**Temperature Re-rating Curve**

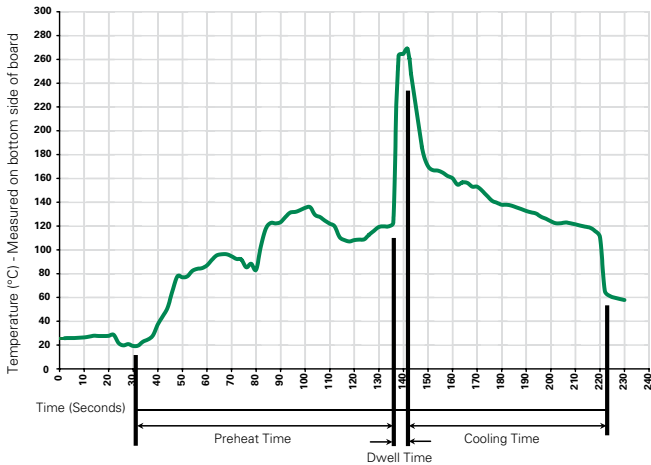


Note:  
1. Derating depicted in this curve is in addition to the standard derating of 25% for continuous operation.

**Average Time Current Curves**



**Soldering Parameters - Wave Soldering**



**Recommended Process Parameters:**

Wave Parameter	Lead-Free Recommendation
<b>Preheat:</b> (Depends on Flux Activation Temperature)	(Typical Industry Recommendation)
Temperature Minimum:	100°C
Temperature Maximum:	150°C
Preheat Time:	60-180 seconds
<b>Solder Pot Temperature:</b>	260°C Maximum
<b>Solder Dwell Time:</b>	2-5 seconds

**Recommended Hand-Solder Parameters:**

Solder Iron Temperature: 350°C +/- 5°C  
Heating Time: 5 seconds max.

**Note: These devices are not recommended for IR or Convection Reflow process.**

# Radial Lead Fuses

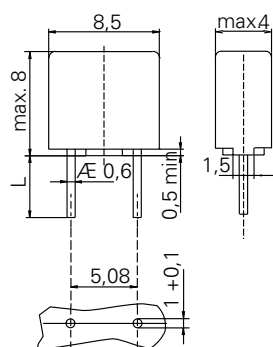
TE5® > Fast-Acting Fuse > 395 Series

## Product Characteristics

<b>Materials</b>	Base/Cap: Brown Thermoplastic Polyamide PA 6.6, UL 94 V-0 Round Pins: Copper, Tin-plated
<b>Lead Pull Strength</b>	10 N (IEC 60068-2-21)
<b>Solderability</b>	260°C, ≤ 3s. (Wave) 350°C, ≤ 1s. (Soldering Iron)
<b>Soldering Heat Resistance</b>	260°C, 10s. (IEC 60068-2-20) 350°C, 3s. (Soldering Iron)

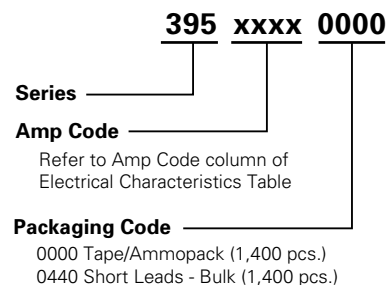
<b>Operating Temperature</b>	-40°C to +85°C (Consider re-rating)
<b>Climatic Category</b>	-40°C to +85°C/21 days (IEC 60068-1,-2-1,-2-2,-2-78)
<b>Stock Conditions</b>	+10°C to +60°C RH ≤ 75% yearly average, without dew, maximum value for 30 days-95%
<b>Vibration Resistance</b>	24 cycles at 15 min. each (IEC 60068-2-6) 10 - 60Hz at 0.75mm amplitude 60 - 2000Hz at 10g acceleration

## Dimensions



Holes in PCB  
Long Leads (L=18.8mm)  
Short Leads (L=4.3mm)

## Part Numbering System



## Packaging

Packaging Option	Packaging Specification	Quantity	Quantity & Packaging Code	Taping Width
<b>395 Series</b>				
Tape and Ammopack	N/A	1,400	0000	N/A
Short Leads	N/A	1,400	0440	N/A

# Mouser Electronics

Authorized Distributor

Click to View Pricing, Inventory, Delivery & Lifecycle Information:

## Littelfuse:

[39502500000](#) [39512500000](#) [39501250000](#) [39511250000](#) [39508000000](#) [39513150440](#) [39503150440](#)  
[39503150000](#) [39513150000](#) [39500500000](#) [39506300440](#) [39508000440](#) [39504000000](#) [39514000000](#) [39500630440](#)  
[39500800000](#) [39512000000](#) [39502000000](#) [39512500440](#) [39500500440](#) [39502500440](#) [39500630000](#)  
[39515000000](#) [39505000000](#) [39504000440](#) [39502000440](#) [39501000440](#) [39505000440](#) [39512000440](#) [39514000440](#)  
[39511000440](#) [39501250440](#) [39511250440](#) [39501000000](#) [39511000000](#) [39501600000](#) [39511600000](#)  
[39501600440](#) [39511600440](#) [39506300000](#) [39500800440](#)