

IEC Appliance Inlet C14 with High Frequency Filter, X2Y Technology, ECO design, Front- or Rear Side Mounting



Screw or rivet fastening
from front or rear side



Screw-on mounting from rear side
(integrated thread)



See below:
[Approvals and Compliances](#)

Description

- Panel mount :
Screw-on version from front or rear side
- 2 Functions :
Appliance Inlet , High frequency line filter as standard, industrial and medical version , Protection class I
- Quick connect terminals 6.3 x 0.8 mm

Unique Selling Proposition

- Filter for highest frequencies
- X2Y® Technology
- Double shielding for best filter performance
- Metal flange for optimal shielding

Characteristics

- Very compact filter for frequencies up to 1 GHz
Patented X2Y Technologie for broadband high frequency filtering
- Double shielding for best filter performance
One single filter design for the given current range
- Designed for standard, industrial and medical applications
Suitable for assembly in metal plated plastic housings
- Suitable for use in medical equipment according to IEC/UL 60601-1
For applications according IEC/UL 62368-1 we recommend variants with bleed resistor

Other versions on request

- Solder terminals
- Variant with notch for V-Lock mating Cordsets

References

This type is Phase-out without alternate type
 Last order date: 15.12.2018

Weblinks

[pdf data sheet](#), [html datasheet](#), [General Product Information](#), [Approvals](#), [Distributor-Stock-Check](#), [Accessories](#), [Detailed request for product](#), [Landing Page](#)

Newly available variants corresponding to V-Lock mating cordset. The connector is equipped with a notch intended for use with the latching cordset. The cord latching system prevents against accidental removal of the cordset.

Technical Data

Ratings IEC	10A @ Ta 40 °C / 250VAC; 50Hz
Ratings UL/CSA	15A @ Ta 40 °C / 250VAC; 60Hz
Leakage Current	standard < 0.5 mA (250 V / 60Hz) medical < 43/80 µA (250 V / 60 Hz)
Dielectric Strength	> 1.7 kVDC between L-N > 2.7 kVDC between L/N-PE Test voltage (2 sec)
Allowable Operation Temperature	-25 °C to 85 °C
Climatic Category	25/085/21 acc. to IEC 60068-1
IP-Protection	from front side IP40 acc. to IEC 60529
Protection Class	Suitable for appliances with protection class I acc. to IEC 61140
Terminal	Quick connect terminals 6.3 x 0.8 mm
Panel Thickness S	Screw: max 8 mm Mounting screw torque max 0.5Nm
Material: Housing	Thermoplast / steel tin-plated, black / metallic, UL 94V-0

Appliance inlet/-outlet	C14 acc. to IEC 60320-1, UL 498, CSA C22.2 no. 42 (for cold conditions) pin-temperature 70 °C, 10A, Protection Class I
Line Filter	Standard, medical and industrial version, IEC 60939, UL 1283, CSA C22.2 no. 8 Technical Details
MTBF	> 3'300'000 h acc. to MIL-HB-217 F

Approvals and Compliances



Detailed information on product approvals, code requirements, usage instructions and detailed test conditions can be looked up in [Details about Approvals](#)

SCHURTER products are designed for use in industrial environments. They have approvals from independent testing bodies according to national and international standards. Products with specific characteristics and requirements such as required in the automotive sector according to IATF 16949, medical technology according to ISO 13485 or in the aerospace industry can be offered exclusively with customer-specific, individual agreements by SCHURTER.

Approvals









The approval mark is used by the testing authorities to certify compliance with the safety requirements placed on electronic products.

Approval Reference Type: 5150

Approval Logo	Certificates	Certification Body	Description
	VDE Approvals	VDE	Certificate Number: 40023426
	UL Approvals	UL	UL File Number: E72928

Product standards

Product standards that are referenced

Organization	Design	Standard	Description
	Designed according to	IEC 60320-1	Appliance couplers for household and similar general purposes
	Designed according to	IEC 60939	Passive filters for suppressing electromagnetic interference
	Designed according to	IEC 60127-6	Miniature fuses. Part 6. Fuse-holders for miniature fuse-links
	Designed according to	IEC 61058-1	Switches for appliances. Part 1. General requirements
	Designed according to	UL 498	Standard for Attachment Plugs and Receptacles
	Designed according to	UL 1283	Electromagnetic interference filters
	Designed according to	CSA C22.2 no. 42	General Use Receptacles, Attachment Plugs, and Similar Wiring Devices
	Designed according to	CSA C22.2 no. 8	Electromagnetic interference (EMI) filters







Application standards

Application standards where the product can be used

Organization	Design	Standard	Description
	Designed for applications acc.	IEC/UL 60950	IEC 60950-1 includes the basic requirements for the safety of information technology equipment.
	Designed for applications acc.	IEC 60601-1	Medical electrical equipment - Part 1: General requirements for basic safety and essential performance

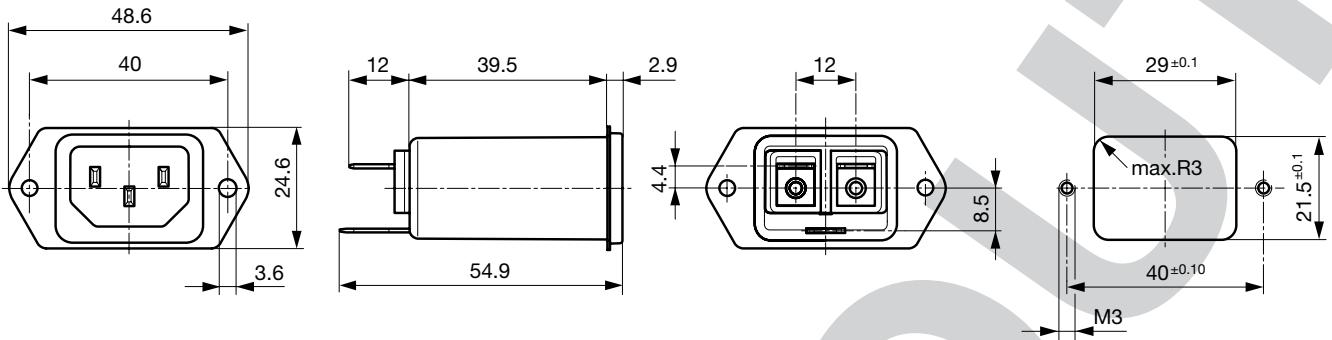
Compliances

The product complies with following Guide Lines

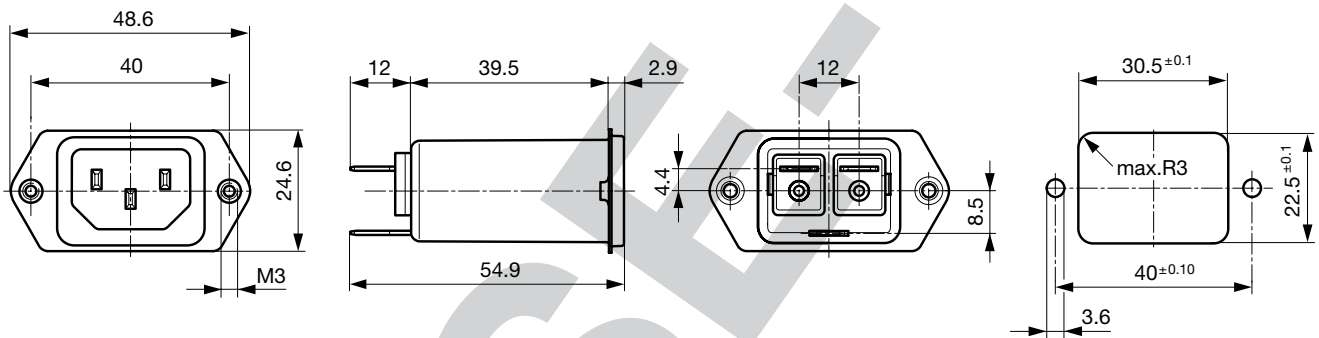
Identification	Details	Initiator	Description
	CE declaration of conformity	SCHURTER AG	The CE marking declares that the product complies with the applicable requirements laid down in the harmonisation of Community legislation on its affixing in accordance with EU Regulation 765/2008.
	RoHS	SCHURTER AG	Directive RoHS 2011/65/EU, Amendment (EU) 2015/863
	China RoHS	SCHURTER AG	The law SJ / T 11363-2006 (China RoHS) has been in force since 1 March 2007. It is similar to the EU directive RoHS.
	REACH	SCHURTER AG	On 1 June 2007, Regulation (EC) No 1907/2006 on the Registration, Evaluation, Authorization and Restriction of Chemicals 1 (abbreviated as "REACH") entered into force.
	Landing Page V-Lock	SCHURTER AG	V-Lock system are based on a matching plug-dose combination. The connector is equipped with a notch intended for use with the latching cordset. The cord latching system prevents against accidental removal of the cordset.
	Medical Technology	SCHURTER AG	Suitable for use in medical equipment according to IEC/UL 60601-1

Dimension [mm]

Front or rear side mounting for screws with nuts or blind rivets (panel cutout for frontside mounting)



Rear side mounting with pre-formed, threaded holes for M3 screws (panel cutout for rear side mounting)

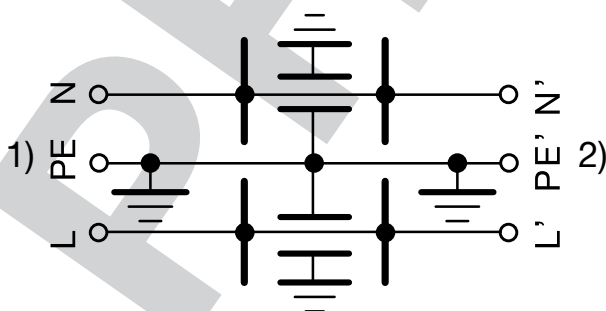


Technical Data of Filter-Components

Rated Current [A]	Filter-Type	Capacitance CY [nF]	R [MΩ]
10	Standard version	2.5	-
10	Standard Version with Bleed Resistor	2.5	1
10	Industrial version	4.7	-
10	Medical Version (M80)	0.45	1

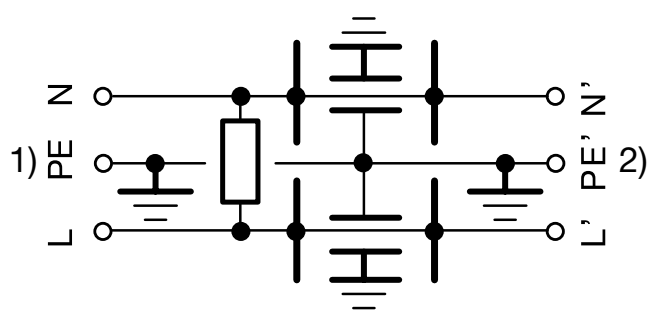
Diagrams

Standard and industrial version



1) Line
2) Load

Medical M80 and standard version with bleed resistor

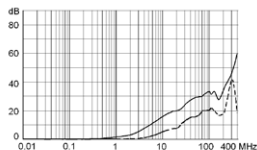


1) Line
2) Load

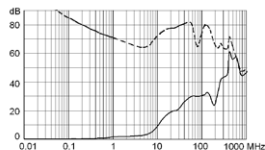
Attenuation Loss

Standard version

CISPR 17 Test Method



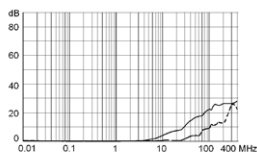
Alternate Test Method



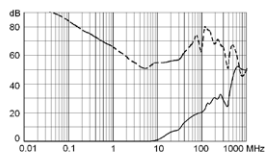
same attenuation loss with bleed resistor

Medical version (M80)

CISPR 17 Test Method

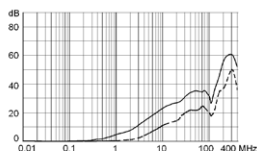


Alternate Test Method

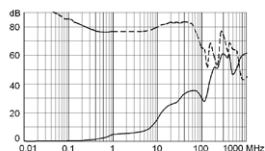


Industrial version

CISPR 17 Test Method



Alternate Test Method



Comment about alternate test method
 see table of variants

All Variants

Rated Current IEC [A]	Rated Current UL [A]	Filter-Type	Panel mounting	Mounting side	Order Number
10	15	Standard version	Screw-on/Rivet	Front-/Rear-Side	5150.0011.0
10	15	Standard version	Screw	Rear Side	5150.0011.1
10	15	Standard Version with Bleed Resistor	Screw-on/Rivet	Front-/Rear-Side	5150.0021.0
10	15	Standard Version with Bleed Resistor	Screw	Rear Side	5150.0021.1
10	15	Industrial version	Screw-on/Rivet	Front-/Rear-Side	5150.0041.0
10	15	Industrial version	Screw	Rear Side	5150.0041.1
10	15	Medical Version (M80)	Screw-on/Rivet	Front-/Rear-Side	5150.0031.0
10	15	Medical Version (M80)	Screw	Rear Side	5150.0031.1

Availability for all products can be searched real-time: <https://www.schurter.com/en/Stock-Check/Stock-Check-SCHURTER>

The Alternate Test Method allows the measurement in the GHz frequency range whereas the CISPR 17 method does not cover frequencies above 30MHz. The insertion loss is measured in a throughput method (common mode) and a cross coupled method (differential mode). The differential mode measurement of the alternate test method is not directly comparable to the conventional measurement acc. CISPR 17.

Further information on the X2Y filter technology and on the alternate insertion loss measurement method can be found under www.schurter.com/info_emc

Packaging unit 10 Pcs

Accessories

Description



Assorted Covers
 Rear Cover

0859.0048



Cord retaining kits
 Cord retaining strain relief

Flat head, E

4700.0005

Flat head, G

4700.0007

Mating Outlets/Connectors

Category / Description

[Appliance Outlet Overview complete](#)



4787, Mounting: Screw-on mounting, Appliance Outlet: IEC Solder terminals, 10 A, Suitable for appliances with protection class I

4787

4788, Mounting: Snap-in version, Appliance Outlet: IEC Solder terminals or quick connect terminals, 10 A, Suitable for appliances with protection class I

4788

IEC Appliance Outlet F or H, Screw-on Mounting, Front Side, Solder, PCB or Quick-connect Terminal

5091

[Appliance Outlet further types to 5150](#)

[Connector Overview complete](#)



4022 Mounting: Power Supply Cord, 3 x 1.5 mm², Screw clamps, Connector: IEC C13

4022

4782 Mounting: Power Cord, 3 x 1 mm² / 3 x 18 AWG, Cable, Connector: IEC C13

4782

4012 Mounting: Power Supply Cord, 3 x 1 mm², Screw clamps, Connector: IEC C13

4012

4785 Mounting: Power Cord, 3 x 1 mm² / 3 x 18 AWG, Cable, Connector: IEC C13

4785

4300-06 Mounting: Power Cord, 3 x 1 mm² / 3 x 18 AWG, Cable, Connector: IEC C13

4300-06

[Connector further types to 5150](#)

...

Mating Outlets/Connectors shuttered



[Connector Overview complete](#)

4783 Mounting: Power Cord, 3 x 1 mm² / 3 x 18 AWG, Cable, Connector: IEC C13

4783

[Connector further types to 5150](#)



[Power Cord Overview complete](#)

VAC13KS, Overview, V-Lock cord retaining, diverse Connector IEC C13, diverse, black

VAC13KS

[Power Cord further types to 5150](#)

PHASE-OUT

Mouser Electronics

Authorized Distributor

Click to View Pricing, Inventory, Delivery & Lifecycle Information:

Schurter:

[5150.0041.0](#) [5150.0041.1](#) [5150.0021.1](#) [5150.0011.0](#) [5150.0031.0](#) [5150.0011.1](#) [5150.0031.1](#) [5150.0021.0](#)