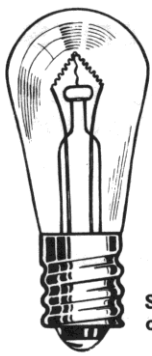


Large Incandescent Indicators

FOR MOUNTING IN 1" CLEARANCE HOLE
FOR 6 TO 250V OPERATION




S-6
CANDELABRA
SCREW BASE


See lamp ratings
on page K.

These series indicator lights meet or exceed requirements of MIL-L 3661.

For materials and finishes of products in this group, see page 21D.



51-4001-0211-301
Flat lens



51-4001-0431-301
Faceted lens

WITH SCREW-ON LENS CAPS

51 SERIES

BASE PART NUMBERS

	solder terminal	screw terminal (side pos.)	screw terminal (protruding pos.)
	51-4001-01-301	51-0901-01-301	51-3101-01-301

CAP PART NUMBERS

COMPLETE ASSEMBLY PART NUMBERS

	CONVEX 51-0111-300 back frosted 51-0131-300 unfrosted	51-4001-0111-301 51-4001-0131-301	51-0901-0111-301 51-0901-0131-301	51-3101-0111-301 51-3101-0131-301
	FLAT 51-0211-300 back frosted 51-0231-300 unfrosted	51-4001-0211-301 51-4001-0231-301	51-0901-0211-301 51-0901-0231-301	51-3101-0211-301 51-3101-0231-301
	FACETED 51-0431-300 unfrosted	51-4001-0431-301	51-0901-0431-301	51-3101-0431-301

Part numbers shown in gray are normally in inventory at your Dialight Distributor.

Part numbers listed in this catalog designate products with RED lens. For ordering lens colors other than red, consult chart on page 2D.

For legends on flat faced lens, see page P.

Mouser Electronics

Authorized Distributor

Click to View Pricing, Inventory, Delivery & Lifecycle Information:

Dialight:

[051-3506-01-301](#) [051-4001-01-300](#) [051-0914-01-300](#) [051-0901-01-201](#) [051-3506-01-300](#) [051-0914-01-301](#) [051-0901-01-200](#) [051-0901-01-100](#) [051-0901-01-300](#) [051-3101-01-300](#) [051-3502-01-300](#) [051-3502-01-203](#) [051-3101-01-303](#) [051-3101-01-301](#) [051-0901-01-302](#) [051-0901-01-303](#) [051-0901-01-301](#) [051-3502-01-301](#) [051-0901-01-101](#) [051-4001-01-301](#) [051-3502-0137-203](#)