
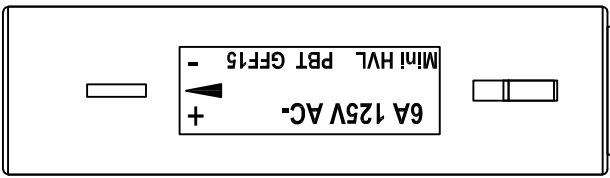
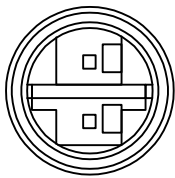


LOC	DIST	REVISIONS					
GP	00	P	LTR	DESCRIPTION	DATE	DWN	APVD
			A	NEW RELEASEE	01/AUG/11	ECC	PB

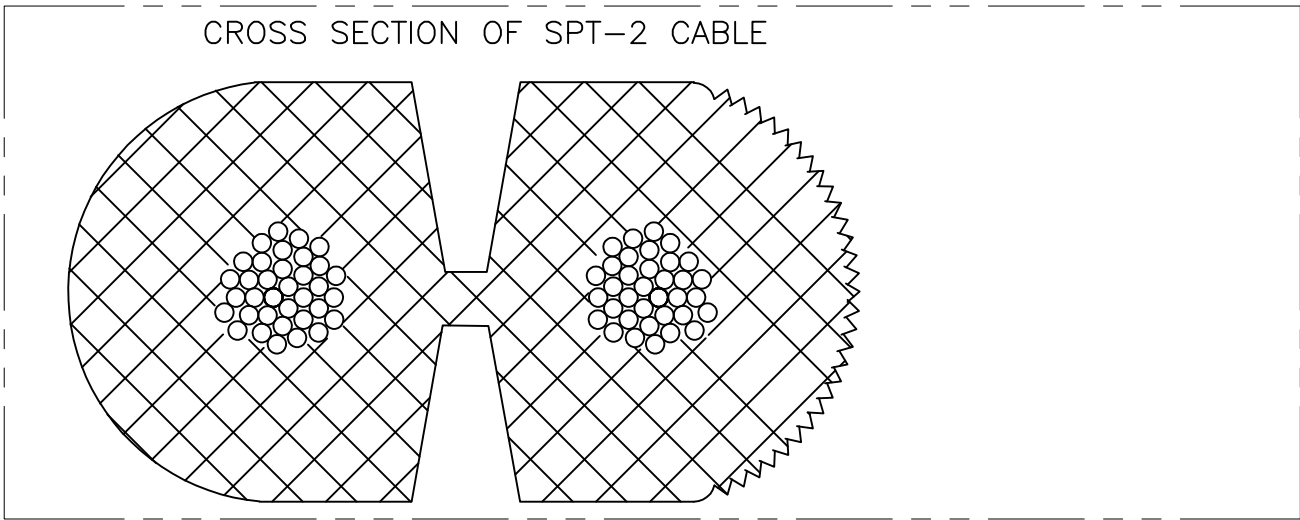
HV-4



1. PACKAGING ACC. TO TE SPEC.107-18032
BUNDLE EVERY 25 ASSEMBLIES WITH A RUBBER BAND
2. ELECTRICAL TEST CONTAINING "SHORT CIRCUIT TEST, CONTINUITY
AND ACCURATE CAVITY ASSIGNMENT TEST" ACC. TO
TE-SPEC.108-18857, SUBSECTION 3.1.1

3 WIRING SCHEDULE AS SHOWN

WIRING SCHEDULE		
OUTLET		SIDE
1	+	RIBBED
2	-	SMOOTH



16.0 FT	±3.84	2181197-8
14.0 FT	±3.36	2181197-7
12.0 FT	±2.88	2181197-6
10.0 FT	±2.4	2181197-5
8.0 FT	±1.92	2181197-4
6.0 FT	±1.44	2181197-3
4.0 FT	±.96	2181197-2
2.0 FT	±.48	2181197-1
"L"	TOLERANCES [INCHES]	TE P/N

THIS DRAWING IS A CONTROLLED DOCUMENT.

DIMENSIONS:
INCHES

MATERIAL

-

TOLERANCES UNLESS OTHERWISE SPECIFIED:

0 PLC ± -
1 PLC ± -
2 PLC ± -
3 PLC ± -
4 PLC ± -
ANGLES ± -
FINISH -

17/JUN/11
E.C. CLAYBAUGH
13/JUL/11
P. BECKER
01/AUG/11
P. BECKER

PRODUCT SPEC
APPLICATION SPEC
WEIGHT -

CUSTOMER DRAWING

TE Connectivity

NAME
CABLE ASSY, NECTOR, HV-4, OUTLET - PIGTAIL

SIZE
A2

CAGE CODE
00779

DRAWING NO
C=2181197

RESTRICTED TO
-

SCALE
N.T.S.

SHEET
1 OF 1

REV
A

Mouser Electronics

Authorized Distributor

Click to View Pricing, Inventory, Delivery & Lifecycle Information:

[TE Connectivity:](#)

[2181197-4](#)