


X5R Dielectric

General Specifications



GENERAL DESCRIPTION

- General Purpose Dielectric for Ceramic Capacitors
- EIA Class II Dielectric
- Temperature variation of capacitance is within $\pm 15\%$ from -55°C to $+85^{\circ}\text{C}$
- Well suited for decoupling and filtering applications
- Available in High Capacitance values (up to $100\mu\text{F}$)

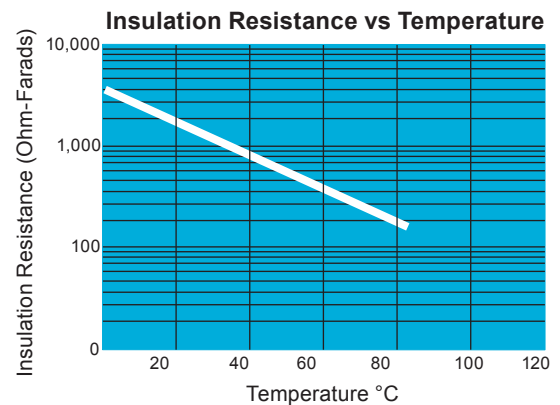
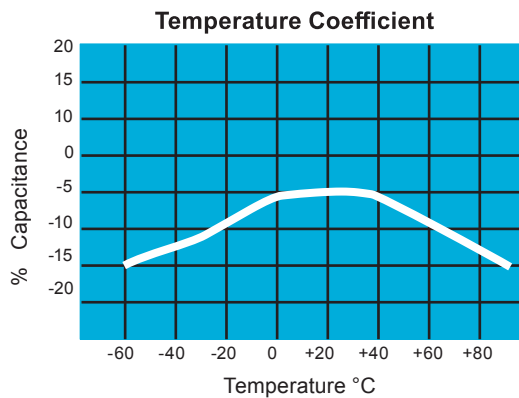
PART NUMBER (SEE PAGE 4 FOR COMPLETE PART NUMBER EXPLANATION)

1210	4	D	107	M	A	T	2	A
Size (L" x W") 0101** 0201 0402 0603 0805 1206 1210 1812 **EIA 01005	Voltage 4 = 4V 6 = 6.3V Z = 10V Y = 16V 3 = 25V D = 35V 5 = 50V 1 = 100V	Dielectric D = X5R	Capacitance Code (In pF) 2 Sig. Digits + Number of Zeros	Capacitance Tolerance K = $\pm 10\%$ M = $\pm 20\%$	Failure Rate A = N/A	Terminations T = Plated Ni and Sn	Packaging 2 = 7" Reel 4 = 13" Reel U = 4mm TR (01005)	Special Code A = Std.



NOTE: Contact factory for availability of Tolerance Options for Specific Part Numbers.
Contact factory for non-specified capacitance values.

TYPICAL ELECTRICAL CHARACTERISTICS



The Important Information/Disclaimer is incorporated in the catalog where these specifications came from or available online at www.avx.com/disclaimer/ by reference and should be reviewed in full before placing any order.

X5R Dielectric

Specifications and Test Methods



Parameter/Test		X5R Specification Limits	Measuring Conditions	
Operating Temperature Range		-55°C to +85°C	Temperature Cycle Chamber	
Capacitance		Within specified tolerance		
Dissipation Factor		$\leq 2.5\%$ for $\geq 50V$ DC rating $\leq 12.5\%$ for 25V, 35V DC rating $\leq 12.5\%$ Max. for 16V DC rating and lower Contact Factory for DF by PN	Freq.: 1.0 kHz $\pm 10\%$ Voltage: 1.0Vrms $\pm .2V$ For Cap > 10 μF , 0.5Vrms @ 120Hz	
Insulation Resistance		10,000M Ω or 500M Ω - μF , whichever is less	Charge device with rated voltage for 120 ± 5 secs @ room temp/humidity	
Dielectric Strength		No breakdown or visual defects	Charge device with 250% of rated voltage for 1-5 seconds, w/charge and discharge current limited to 50 mA (max)	
Resistance to Flexure Stresses	Appearance	No defects		
	Capacitance Variation	$\leq \pm 12\%$		
	Dissipation Factor	Meets Initial Values (As Above)		
	Insulation Resistance	\geq Initial Value x 0.3		
Solderability		$\geq 95\%$ of each terminal should be covered with fresh solder	Dip device in eutectic solder at 230 $\pm 5^\circ C$ for 5.0 ± 0.5 seconds	
Resistance to Solder Heat	Appearance	No defects, <25% leaching of either end terminal	Dip device in eutectic solder at 260°C for 60seconds. Store at room temperature for 24 \pm 2hours before measuring electrical properties.	
	Capacitance Variation	$\leq \pm 7.5\%$		
	Dissipation Factor	Meets Initial Values (As Above)		
	Insulation Resistance	Meets Initial Values (As Above)		
	Dielectric Strength	Meets Initial Values (As Above)		
Thermal Shock	Appearance	No visual defects	Step 1: -55°C $\pm 2^\circ$	30 ± 3 minutes
	Capacitance Variation	$\leq \pm 7.5\%$	Step 2: Room Temp	≤ 3 minutes
	Dissipation Factor	Meets Initial Values (As Above)	Step 3: +85°C $\pm 2^\circ$	30 ± 3 minutes
	Insulation Resistance	Meets Initial Values (As Above)	Step 4: Room Temp	≤ 3 minutes
	Dielectric Strength	Meets Initial Values (As Above)	Repeat for 5 cycles and measure after 24 ± 2 hours at room temperature	
Load Life	Appearance	No visual defects	Charge device with 1.5X rated voltage in test chamber set at 85°C $\pm 2^\circ C$ for 1000 hours (+48, -0). Note: Contact factory for *optional specification part numbers that are tested at < 1.5X rated voltage. Remove from test chamber and stabilize at room temperature for 24 ± 2 hours	
	Capacitance Variation	$\leq \pm 12.5\%$		
	Dissipation Factor	\leq Initial Value x 2.0 (See Above)		
	Insulation Resistance	\geq Initial Value x 0.3 (See Above)		
	Dielectric Strength	Meets Initial Values (As Above)		
Load Humidity	Appearance	No visual defects	Store in a test chamber set at 85°C $\pm 2^\circ C$ / 85% $\pm 5\%$ relative humidity for 1000 hours (+48, -0) with rated voltage applied. Remove from chamber and stabilize at room temperature and humidity for 24 ± 2 hours before measuring.	
	Capacitance Variation	$\leq \pm 12.5\%$		
	Dissipation Factor	\leq Initial Value x 2.0 (See Above)		
	Insulation Resistance	\geq Initial Value x 0.3 (See Above)		
	Dielectric Strength	Meets Initial Values (As Above)		

X5R Dielectric

Capacitance Range



PREFERRED SIZES ARE SHADED

Case Size	0101*		0201				0402					0603					0805											
Soldering	Reflow Only		Reflow Only				Reflow/Wave					Reflow/Wfeve					Reflow/Wfeve											
Packaging	Paper/Embossed		All Paper				All Paper					All Paper					Paper/Embossed											
(L) Length	mm (in.)	0.40 ± 0.02 (0.016 ± 0.0008)	0.60 ± 0.09 (0.024 ± 0.004)				1.00 ± 0.15 (0.040 ± 0.006)					1.60 ± 0.15 (0.063 ± 0.006)					2.01 ± 0.20 (0.079 ± 0.008)											
(W) Width	mm (in.)	0.20 ± 0.02 (0.008 ± 0.0008)	0.30 ± 0.09 (0.011 ± 0.004)				0.50 ± 0.15 (0.020 ± 0.006)					0.81 ± 0.15 (0.032 ± 0.006)					1.25 ± 0.20 (0.049 ± 0.008)											
(t) Terminal	mm (in.)	0.10 ± 0.04 (0.004 ± 0.0016)	0.15 ± 0.05 (0.006 ± 0.002)				0.25 ± 0.15 (0.010 ± 0.006)					0.35 ± 0.15 (0.014 ± 0.006)					0.50 ± 0.25 (0.020 ± 0.010)											
Voltage:		63	10	4	63	10	16	25	4	63	10	16	25	50	4	63	10	16	25	35	50	4	63	10	16	25	35	50
Cap (pF)	100	101	B					A																				
	150	151	B					A																				
	220	221	B					A						C														
	330	331	B					A						C														
	470	471	B					A						C														
	680	681	B					A						C														
	1000	102	B					A	A					C														
	1500	152	B	B				A	A					C														
	2200	222	B	B				A	A	A				C														
	3300	332	B	B				A	A	A				C														
	4700	472	B	B				A	A	A				C													G	
	6800	682	B	B				A	A	A				C													G	
Cap (µF)	0.01	103	B	B				A	A	A				C							G	G	G					
	0.015	150	B											C							G	G	G					
	0.022	223	B					A	A	A	A			C	C						G	G	G					N
	0.033	333	B											C							G	G	G					N
	0.047	473	B					A	A	A	A			C	C						G	G	G					N
	0.068	689	B											C							G		G					N
	0.1	104	B					A	A	A	A			C	C	C	C				G	G	G					N
	0.15	154																			G							N
	0.22	224	B					A	A	A				C	C	C	C	C			G	G						N
	0.33	334																			G	G						N
	0.47	474	B					A	A					C	C	C	C	C	E		G	J						N
	0.68	684																			G							N
	1.0	105						A	A	C	C			C	C	C	C	C	E	G	G	G	G	J	G	G		N
	1.5	155																										N
	2.2	225						C	C	C				C	C	C	C	C		G	G	J	J	J	K	K		N
	3.3	335																		J	J	J						N
	4.7	475												E	E	E	E			J	J	J	G	G				N
	10	106												E	E	E				K	J	J	J					P
	22	226												E	E					K	K	K						P
	47	476																		K	K							P
	100	107																										P
Voltage:		63	10	4	63	10	16	25	4	63	10	16	25	50	4	63	10	16	25	35	50	4	63	10	16	25	35	50
Case Size	0101*		0201				0402					0603					0805											

Letter	A	B	C	E	G		K	M	N	P	Q	X	Y	Z
Max. Thickness	0.33 (0.013)	0.22 (0.009)	0.56 (0.022)	0.71 (0.028)	0.90 (0.035)	0.94 (0.037)	1.02 (0.040)	1.27 (0.050)	1.40 (0.055)	1.52 (0.060)	1.78 (0.070)	2.29 (0.090)	2.54 (0.100)	2.79 (0.110)
	PAPER						EMBOSSSED							

PAPER and EMBOSSSED available for 01005
 NOTE: Contact factory for non-specified capacitance values
 *EIA 01005

X5R Dielectric

Capacitance Range



PREFERRED SIZES ARE SHADED

Case Size			1206							1210							1812						
Soldering			Reflow/Wave							Reflow Only							Reflow Only						
Packaging			Paper/Embossed							Paper/Embossed							All Embossed						
(L) Length	mm	(in.)	3.20 ± 0.40 (0.126 ± 0.016)							3.20 ± 0.40 (0.126 ± 0.016)							4.50 ± 0.30 (0.177 ± 0.012)						
W) Width	mm	(in.)	1.60 ± 0.30 (0.063 ± 0.012)							2.50 ± 0.30 (0.098 ± 0.012)							3.20 ± 0.20 (0.126 ± 0.008)						
(t) Terminal	mm	(in.)	0.50 ± 0.25 (0.020 ± 0.010)							0.50 ± 0.25 (0.020 ± 0.010)							0.61 ± 0.36 (0.024 ± 0.014)						
Voltage:			4	6.3	10	16	25	35	50	4	6.3	10	16	25	35	50	4	6.3	10	16	25	35	50
Cap (pF)	100	101																					
	150	151																					
	220	221																					
	330	331																					
	470	471																					
	680	681																					
	1000	102																					
	1500	152																					
	2200	222																					
	3300	332																					
	4700	472																					
	6800	682																					
Cap (µF)	0.01	103																					
	0.015	150																					
	0.022	223																					
	0.033	333																					
	0.047	473																					
	0.068	689																					
	0.1	104																					
	0.15	154																					
	0.22	224																					
	0.33	334																					
	0.47	474					Q	Q							X	X							
	0.68	684																					
	1.0	105					Q	Q	Q						X	X	X						
	1.5	155																					
	2.2	225				Q	Q	Q	Q	Q					X	Z	Z						
	3.3	335			Q	Q																	
	4.7	475	X	X	X	X	X	X	X			Z	Z	Z	Z	Z							
	10	106	X	X	X	X	X	X	X		X	X	Z	Z	Z	Z						Z	
	22	226	X	X	X	X	X			Z	Z	Z	Z	Z			Z	Z	Z	Z			
	47	476	X	X	X	X				Z	Z	Z	Z	Z									
	100	107	X	X						Z	Z												
Voltage:			4	6.3	10	16	25	35	50	4	6.3	10	16	25	35	50	4	6.3	10	16	25	35	50
Case Size			1206							1210							1812						

Letter	A	B	C	E	G	J	K	M	N	P	Q	X	Y	Z
Max. Thickness	0.33 (0.013)	0.22 (0.009)	0.56 (0.022)	0.71 (0.028)	0.90 (0.035)	0.94 (0.037)	1.02 (0.040)	1.27 (0.050)	1.40 (0.055)	1.52 (0.060)	1.78 (0.070)	2.29 (0.090)	2.54 (0.100)	2.79 (0.110)
	PAPER						EMBOSED							

PAPER and EMBOSED available for 01005

NOTE: Contact factory for non-specified capacitance values
*EIA 01005



Mouser Electronics

Authorized Distributor

Click to View Pricing, Inventory, Delivery & Lifecycle Information:

AVX:

[08056D475MAT4A](#) [08056D685KAT2A](#) [08056D106KAT2A](#) [08056D106KAT4A](#) [08056D106MAT2A](#)
[08056D475KAT2A](#) [08056D475KAT4A](#) [08056D475MAT2A](#) [0805YD105KAT2A](#) [0805YD105KAT4A](#) [0805YD105MA12A](#)
[0805YD105MAT2A](#) [0805YD105MAT4A](#) [0805YD225KAT2A](#) [0805YD334KAT2A](#) [0805YD474KAT2A](#)
[0805YD474KAT4A](#) [0805YD474MAT2A](#) [0805YD684KAT2A](#) [0805YD684MAT2A](#) [0805YD824MAT2A](#)
[12063D105KAT2A](#) [12063D105MAT2A](#) [12063D105MAT4A](#) [12063D225KAT2A](#) [12063D475KAT2A](#) [12063D564KAT2A](#)
[0805ZD105KAT2A](#) [0805ZD105KAT4A](#) [0805ZD105MAT2A](#) [0805ZD105MAT4A](#) [0805ZD125KAT2A](#)
[0805ZD155KAT2A](#) [0805ZD225KAT2A](#) [0805ZD225KAT4A](#) [0805ZD225MAT2A](#) [0805ZD335KAT2A](#)
[0805ZD335MAT2A](#) [0805ZD475KAT2A](#) [0805ZD475KAT4A](#) [0805ZD475MAT2A](#) [12066D106KAT2A](#) [12066D106KAT4A](#)
[12066D106MAT2A](#) [12066D106MAT4A](#) [12066D226KAT2A](#) [12066D226MAT1A](#) [12066D226MAT2A](#)
[12066D226MAT4A](#) [1206YD106KAT2A](#) [1206YD155KAT2A](#) [1206YD155MAT2A](#) [1206YD225KAT2A](#)
[1206YD225KAT4A](#) [1206YD225MAT2A](#) [1206YD225MAT4A](#) [1206YD475KAT2A](#) [1206YD475MAT2A](#)
[1206ZD106KAT2A](#) [1206ZD106KAT4A](#) [1206ZD106MAT2A](#) [1206ZD106MAT4A](#) [1206ZD335KAT2A](#)
[1206ZD335MAT2A](#) [1206ZD475KAT2A](#) [1206ZD475KAT4A](#) [1206ZD475MAT2A](#) [12103D106KAT2A](#) [12103D225KAT2A](#)
[12103D225MAT2A](#) [12103D475KAT2A](#) [12103D475MAT2A](#) [12106D106KAT2A](#) [12106D106MAT2A](#)
[12106D107MAT2A](#) [12106D226KAT2A](#) [12106D226MAT2A](#) [12106D476MAT2A](#) [1210DD225KAT2A](#)
[1210DD225MAT2A](#) [18123D106KAT2A](#) [18123D106MAT2A](#) [18126D107MAT2A](#) [18126D476KAT2A](#)
[18126D476MAT2A](#) [1210YD106KAT2A](#) [1210YD106MAT2A](#) [1210YD226KAT2A](#) [1210YD475KAT2A](#)
[1210YD475MAT2A](#) [1210ZD106KAT1A](#) [1210ZD106KAT2A](#) [1210ZD106KAT4A](#) [1210ZD106MAT2A](#)
[1210ZD106MAT4A](#) [1210ZD226KAT2A](#) [1210ZD226KAT4A](#) [1210ZD226MAT2A](#) [1210ZD475KAT2A](#)
[1210ZD475MAT2A](#)