

**GLASS PASSIVATED SUPER FAST  
SILICON SURFACE MOUNT BRIDGE RECTIFIER  
VOLTAGE RANGE 50 to 400 Volts CURRENT 1.0 Ampere**

**FEATURES**

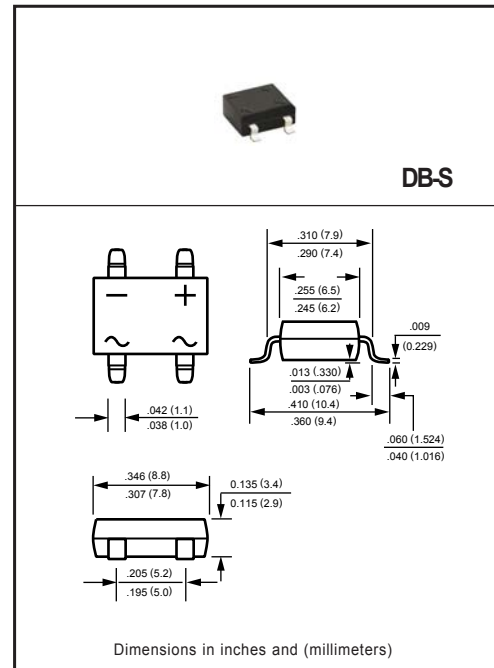
- \* Surge overload rating - 40 amperes peak
- \* Ideal for printed circuit board
- \* Reliable low cost construction utilizing molded
- \* Glass passivated device
- \* Polarity symbols molded on body
- \* Mounting position: Any
- \* Weight: 1.0 gram

**MECHANICAL DATA**

- \* Epoxy: Device has UL flammability classification 94V-0

**MAXIMUM RATINGS AND ELECTRICAL CHARACTERISTICS**

Ratings at 25 °C ambient temperature unless otherwise specified.  
Single phase, half wave, 60 Hz, resistive or inductive load.  
For capacitive load, derate current by 20%.



MAXIMUM RATINGS (At  $T_A = 25^\circ\text{C}$  unless otherwise noted)

RATINGS	SYMBOL	EDB101S	EDB102S	EDB103S	EDB104S	EDB105S	EDB106S	UNITS
Maximum Recurrent Peak Reverse Voltage	$V_{RRM}$	50	100	150	200	300	400	Volts
Maximum RMS Bridge Input Voltage	$V_{RMS}$	35	70	105	140	210	280	Volts
Maximum DC Blocking Voltage	$V_{DC}$	50	100	150	200	300	400	Volts
Maximum Average Forward Output Current at $T_A = 55^\circ\text{C}$	$I_O$	1.0						Amps
Peak Forward Surge Current 8.3 ms single half sine-wave superimposed on rated load (JEDEC method)	$I_{FSM}$	30						Amps
Typical Thermal Resistance (Note 3)	$R_{\theta JA}$	38						$^\circ\text{C/W}$
	$R_{\theta JL}$	12						
Typical Junction Capacitance (Note 2)	$C_J$	15				10		pF
Operating and Storage Temperature Range	$T_J, T_{STG}$	-55 to + 150						$^\circ\text{C}$

ELECTRICAL CHARACTERISTICS (At  $T_A = 25^\circ\text{C}$  unless otherwise noted)

CHARACTERISTICS	SYMBOL	EDB101S	EDB102S	EDB103S	EDB104S	EDB105S	EDB106S	UNITS
Maximum Forward Voltage at 1.0A DC	$V_F$	1.05				1.35		Volts
Maximum Reverse Current at Rated DC Blocking Voltage per element	@ $T_A = 25^\circ\text{C}$	5.0						$\mu\text{Amps}$
	@ $T_A = 100^\circ\text{C}$	100						
Maximum Reverse Recovery Time (Note 1)	$t_{rr}$	50						nSec

Note: 1. Test Conditions:  $I_F=0.5A, I_R=1.0A, I_{RR}=-0.25A$ .  
2. Measured at 1MHz and applied reverse voltage of 4.0 volts.  
3. Thermal Resistance : Mounted on PCB.

2007-08

# RATING AND CHARACTERISTICS CURVES ( EDB101S THRU EDB106S )

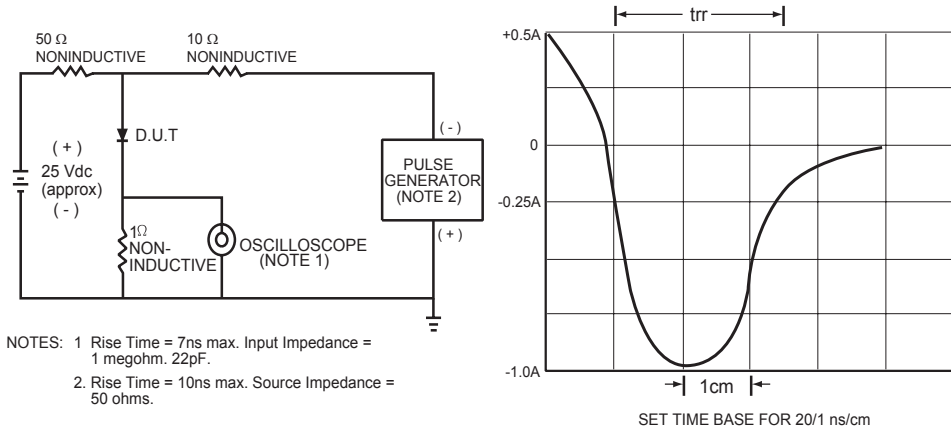


FIG.1 TEST CIRCUIT DIAGRAM AND REVERSE RECOVERY TIME CHARACTERISTIC

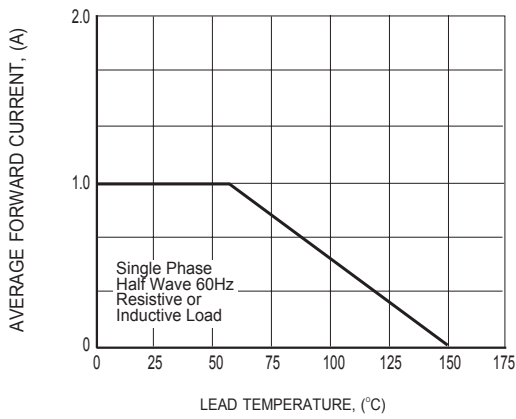


FIG.2 TYPICAL FORWARD CURRENT DERATING CURVE

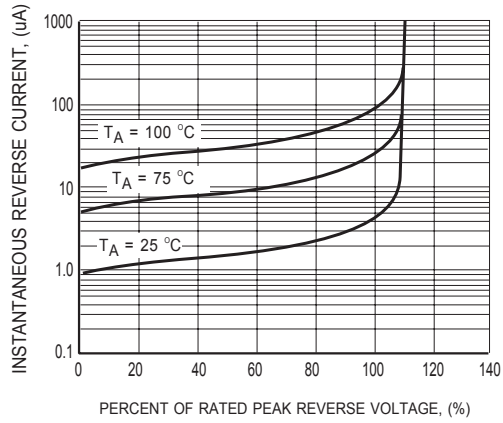


FIG.3 TYPICAL REVERSE CHARACTERISTICS

## RATING AND CHARACTERISTICS CURVES ( EDB101S THRU EDB106S )

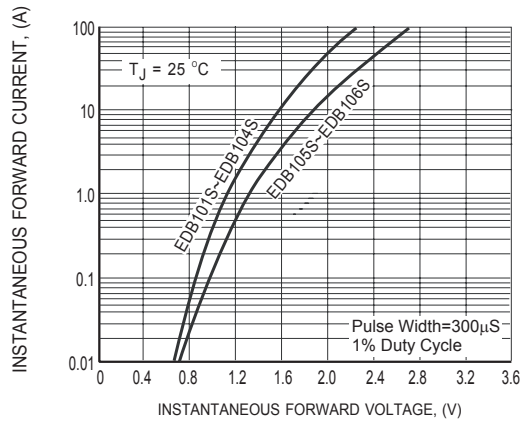


FIG.4 TYPICAL INSTANTANEOUS FORWARD CHARACTERISTICS

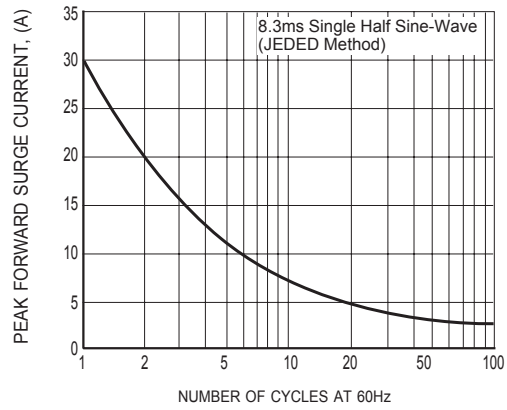


FIG.5 MAXIMUM NON-REPETITIVE FORWARD SURGE CURRENT

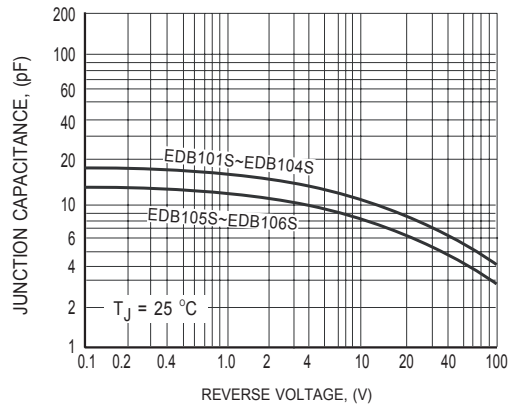
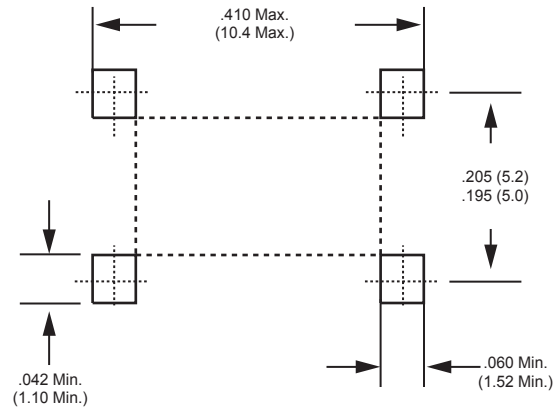


FIG.6 TYPICAL JUNCTION CAPACITANCE

## Mounting Pad Layout



Dimensions in inches and (millimeters)

## DISCLAIMER NOTICE

Rectron Inc reserves the right to make changes without notice to any product specification herein, to make corrections, modifications, enhancements or other changes. Rectron Inc or anyone on its behalf assumes no responsibility or liability for any errors or inaccuracies. Data sheet specifications and its information contained are intended to provide a product description only. "Typical" parameters which may be included on RECTRON data sheets and/ or specifications can and do vary in different applications and actual performance may vary over time. Rectron Inc does not assume any liability arising out of the application or use of any product or circuit.

Rectron products are not designed, intended or authorized for use in medical, life-saving implant or other applications intended for life-sustaining or other related applications where a failure or malfunction of component or circuitry may directly or indirectly cause injury or threaten a life without expressed written approval of Rectron Inc. Customers using or selling Rectron components for use in such applications do so at their own risk and shall agree to fully indemnify Rectron Inc and its subsidiaries harmless against all claims, damages and expenditures.

# Mouser Electronics

Authorized Distributor

Click to View Pricing, Inventory, Delivery & Lifecycle Information:

[Rectron:](#)

[EDB104S-T](#) [EDB103S-T](#) [EDB103S-T-T](#) [EDB104S-T-T](#) [EDB106S-T](#) [EDB102S-T](#) [EDB101S-T](#) [EDB106S](#)  
[EDB105S-T](#) [EDB103S](#) [EDB104S](#) [EDB105S](#)