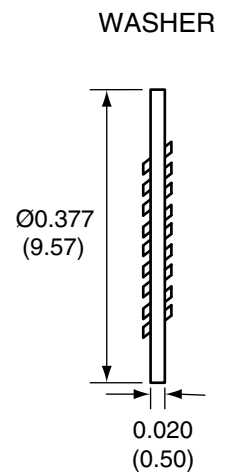
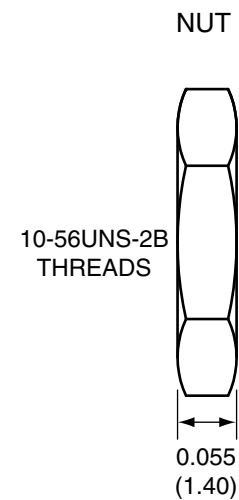
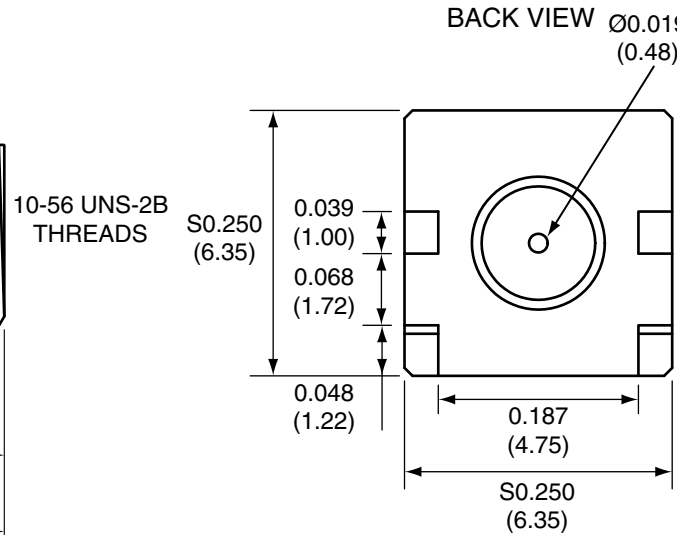
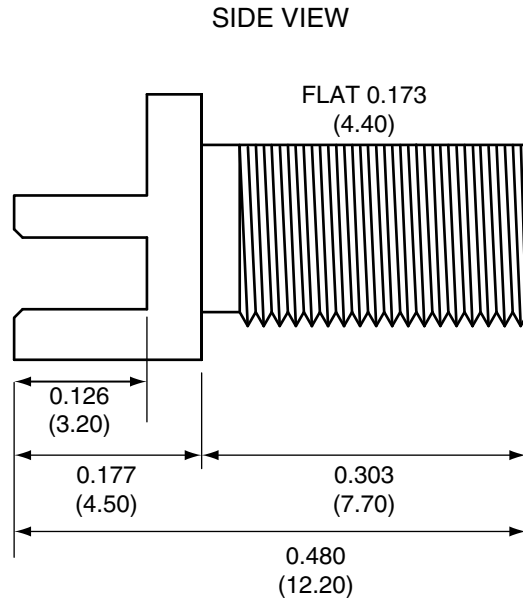
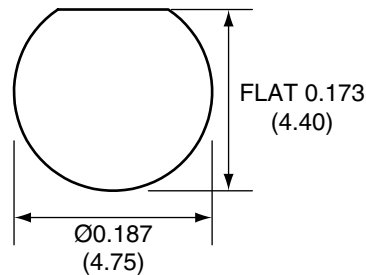


| Description | Material | Finish |
|-------------|----------|--------|
| Body | Brass | Gold |
| Socket | BE CU | Gold |
| Insulation | PTFE | N/A |
| Washer | Brass | Gold |
| Nut | Brass | Gold |

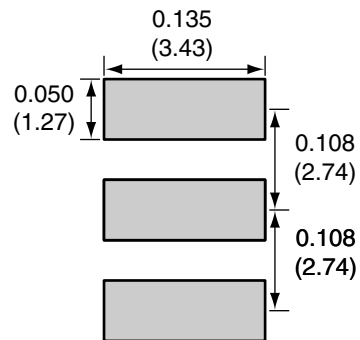
| REVISIONS | | | |
|-----------|---|-----------|------|
| REV | DESCRIPTION | DATE | APPV |
| B | Added new title block; Updated footprint dimensions | 11-JUL-12 | SAH |



RECOMMENDED MOUNTING HOLE



RECOMMENDED FOOTPRINT



NOTES: (UNLESS OTHERWISE SPECIFIED)

1. ALL DIMENSIONS ARE IN INCHES [mm].
2. DIMENSIONS APPLY AFTER FINISHING.
3. MANUFACTURE TO BE COMPLIANT WITH EU RoHS DIRECTIVE.
4. SAFETY BREAK ALL SHARP CORNERS AND EDGES .02 MAXIMUM.

WARNING: THIS DRAWING CONTAINS PROPRIETARY INFORMATION THAT IS THE SOLE PROPERTY OF LINX TECHNOLOGIES, AND SHALL BE TREATED AS SUCH. NO DISCLOSURE OR REPRODUCTION OF THIS DOCUMENT IS PERMITTED, IN WHOLE OR IN PART, WITHOUT THE EXPRESS WRITTEN PERMISSION OF LINX TECHNOLOGIES OR ITS DESIGNATED AGENTS.

| | | |
|-----------|--|-----------------|
| MATERIAL: | TOLERANCES: .020 [0.50]-.200 [5.00]= ±.008 [0.20] .200 [5.00]-1.200 [30.00]= ±.016 [0.40] 1.20 [30.0]-4.75 [120.0]= ±.024 [0.60] 4.75 [120.0]-12.40 [315.0]= ±.040 [1.0] | PROJECTION: |
| FINISH: | DRAWN: B.MURPHY DT: 11-JUL-12 | ANGLES: ±1° |
| | ENGR: S.HOGAN DT: 11-JUL-12 | |

Linx

159 ORT LANE
MERLIN, OR 97532

TITLE:
**MCX FEMALE EDGE MOUNT
FOR 0.062" THICK BOARD, EXTENDED**

| | | |
|------------|----------------------|--------------|
| SIZE | DWG. NO. | REV |
| A | CONMCX003.062-L | B |
| SCALE: 2:1 | DO NOT SCALE DRAWING | SHEET 1 OF 1 |