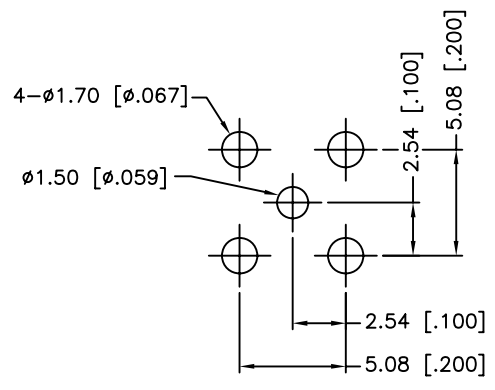
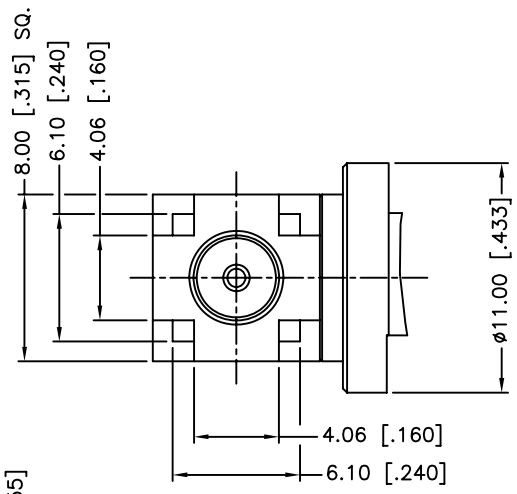
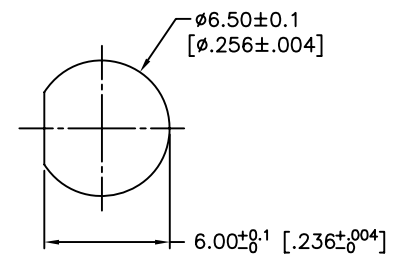
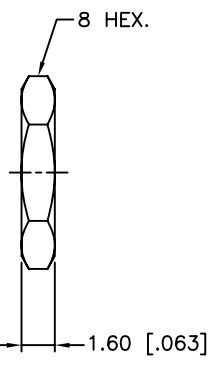
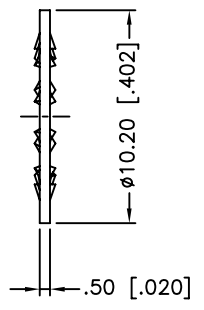
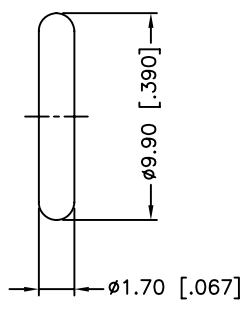
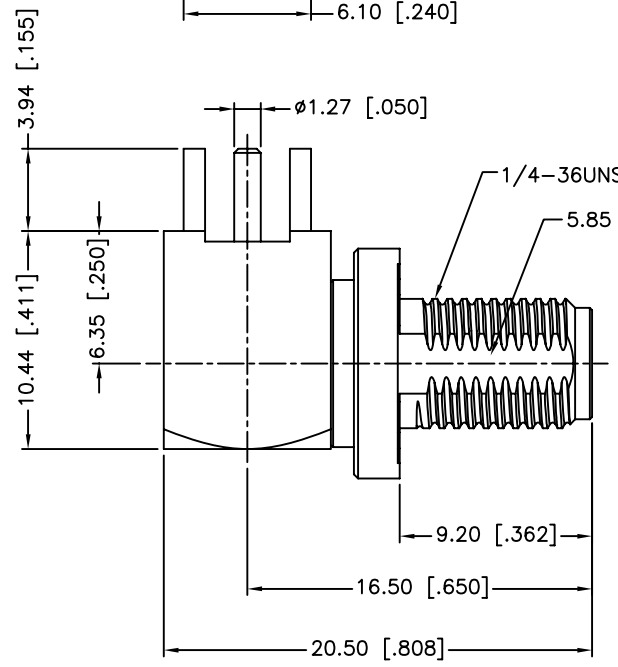


REV.	DATE	ECR NO.	DESCRIPTION
NC	11/26/09	XXXXXX	INITIAL RELEASE



PCB MOUNTING HOLE



RECOMMENDED MOUNTING HOLE

1. IP-67 COMPLIANT

10	HEX NUT	BRASS	GOLD	1
9	LOCK WASHER	BRASS	GOLD	1
8	GASKET	SILICONE	RED	1
7	CONTACT PIN	BRASS	GOLD	1
6	COVER	BRASS	GOLD	1
5	INSULATOR	PTFE	NATURAL	1
4	O-RING	SILICON RUBBER	RED	1
3	CONTACT PIN	BER. COPPER	GOLD	1
2	INSULATOR	PTFE	NATURAL	1
1	HOUSING WITH BODY	BRASS	GOLD	1
	DESCRIPTION	MATERIAL	FINISH	QTY

UNLESS OTHERWISE SPECIFIED DIMENSIONS ARE IN MILLIMETERS. DIMENSIONS IN [ ] ARE IN INCHES AND FOR CUSTOMER REFERENCE ONLY.

UNLESS OTHERWISE SPECIFIED TOLERANCES FOR MILLIMETERS ARE:  
0.5 - 8mm ± 0.20mm  
8 - 30mm ± 0.40mm  
30 - 120mm ± 0.50mm

UNLESS OTHERWISE SPECIFIED TOLERANCES FOR INCHES ARE:  
.020 - .315 = ± 0.007"  
.315 - 1.180 = ± 0.015"  
1.180 - 4.724 = ± 0.020"

DO NOT SCALE DRAWING

APPROVALS	DATE
DRAWN M.ZHANG	11/26/09
CHECKED	
ISSUED	
SHEET 1 OF 1	
CAD FILE	C:/CONNEX/132203-18.DWG

**Amphenol Connex**

PART DESCRIPTION  
**SMA R/A PCB BULKHEAD P.C. MOUNT JACK  
IP-67 COMPLIANT**

PART NO.  
**132203-18**

DWG. NO.	132203-18.DWG	REV.	NC	SIZE	A	SCALE	NA
----------	---------------	------	----	------	---	-------	----

# Mouser Electronics

Authorized Distributor

Click to View Pricing, Inventory, Delivery & Lifecycle Information:

[Amphenol:](#)

[132203-18](#)