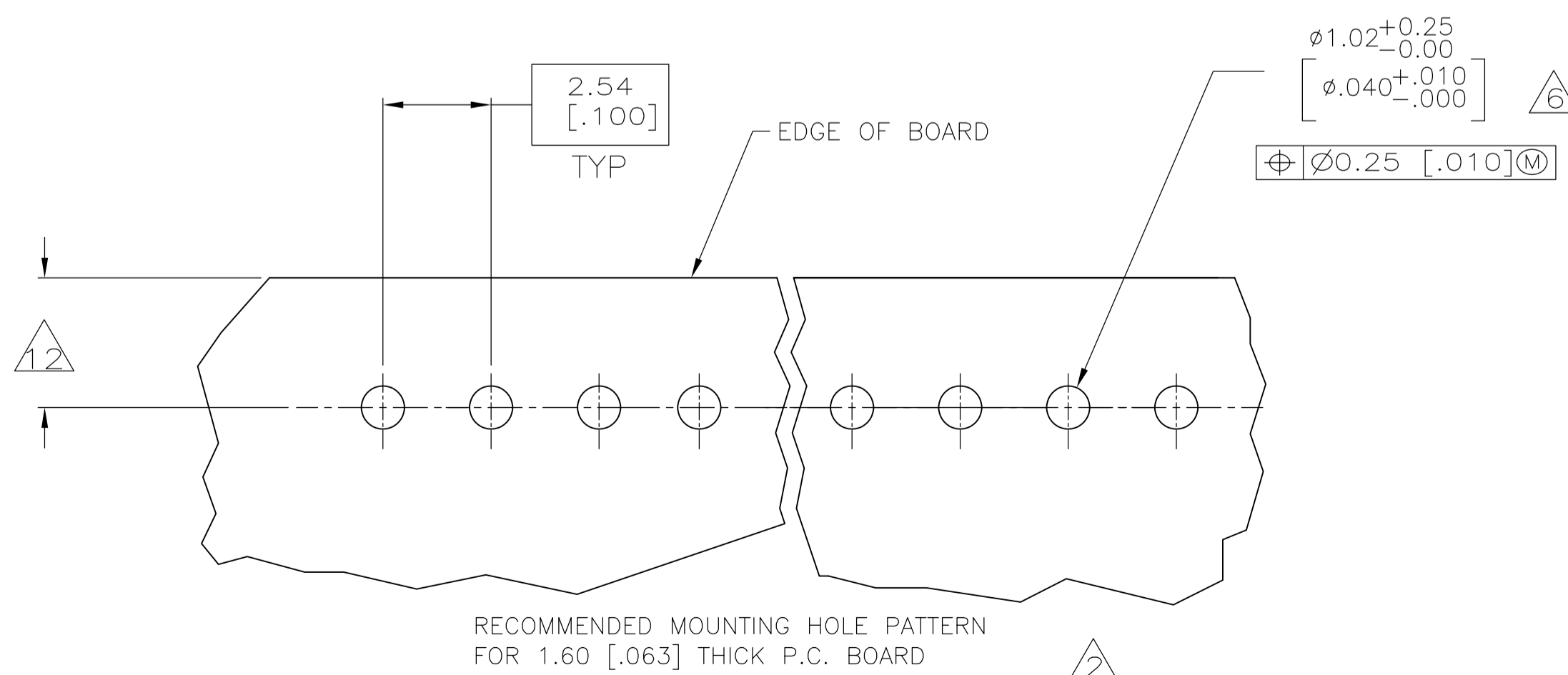
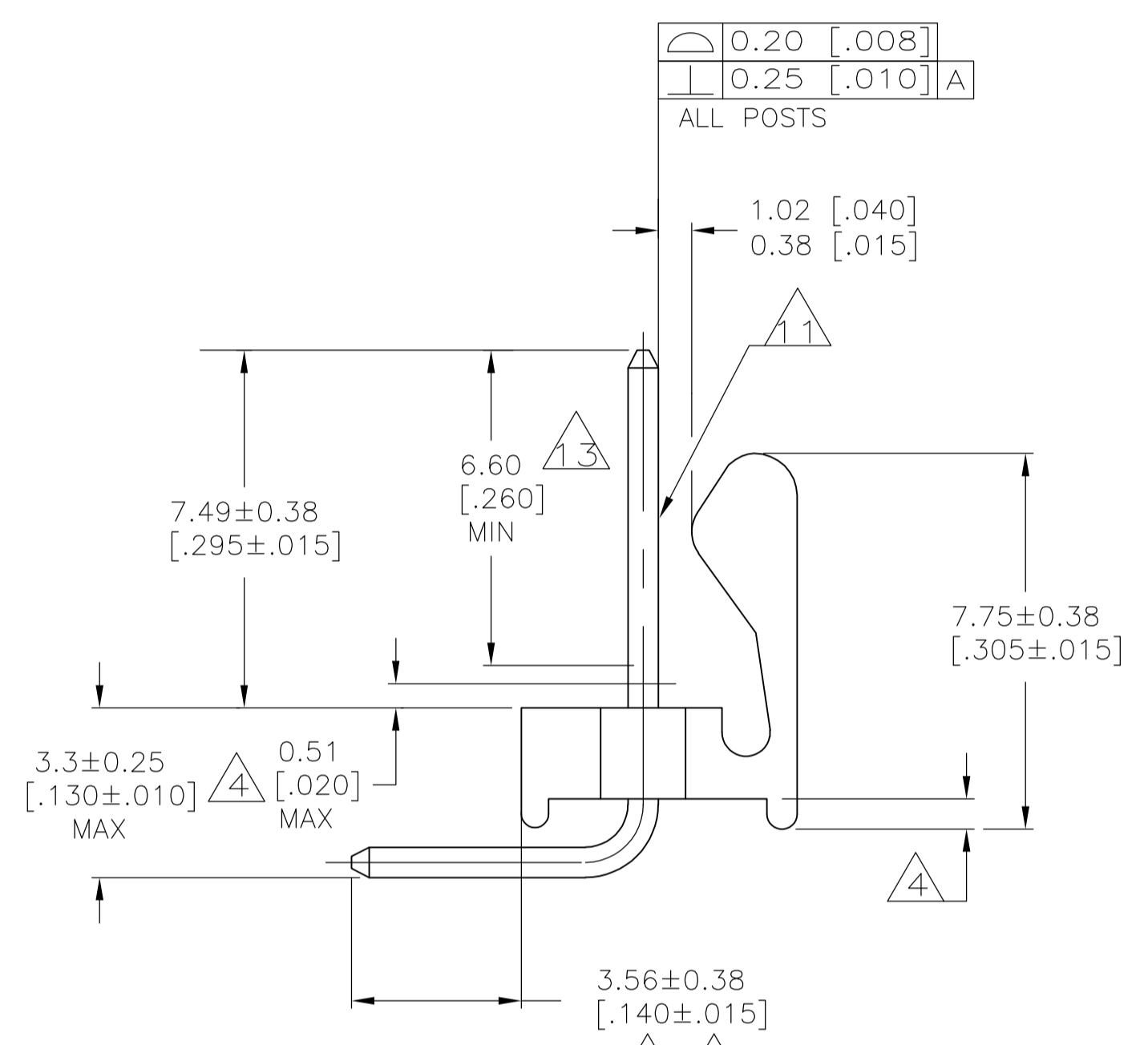
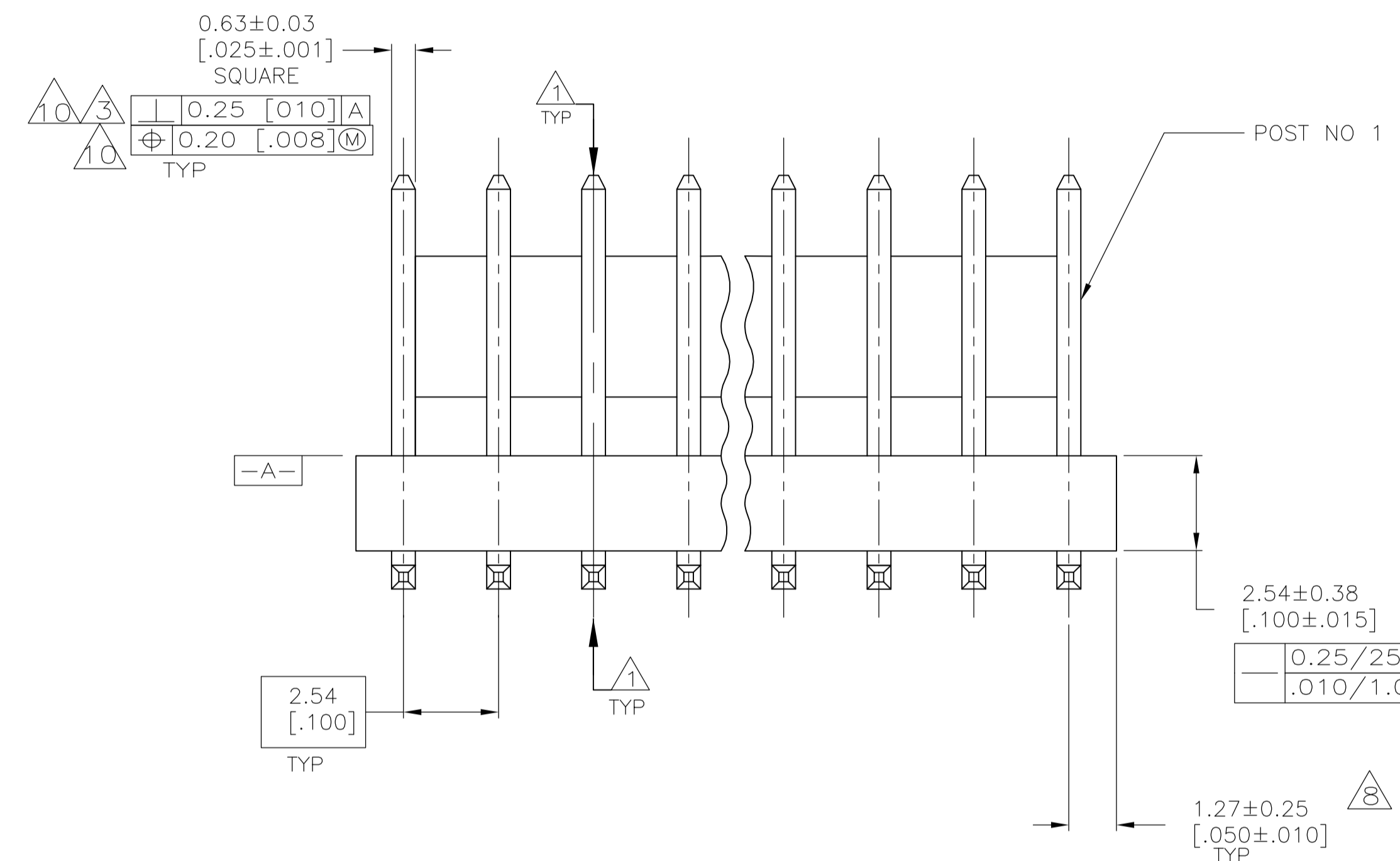
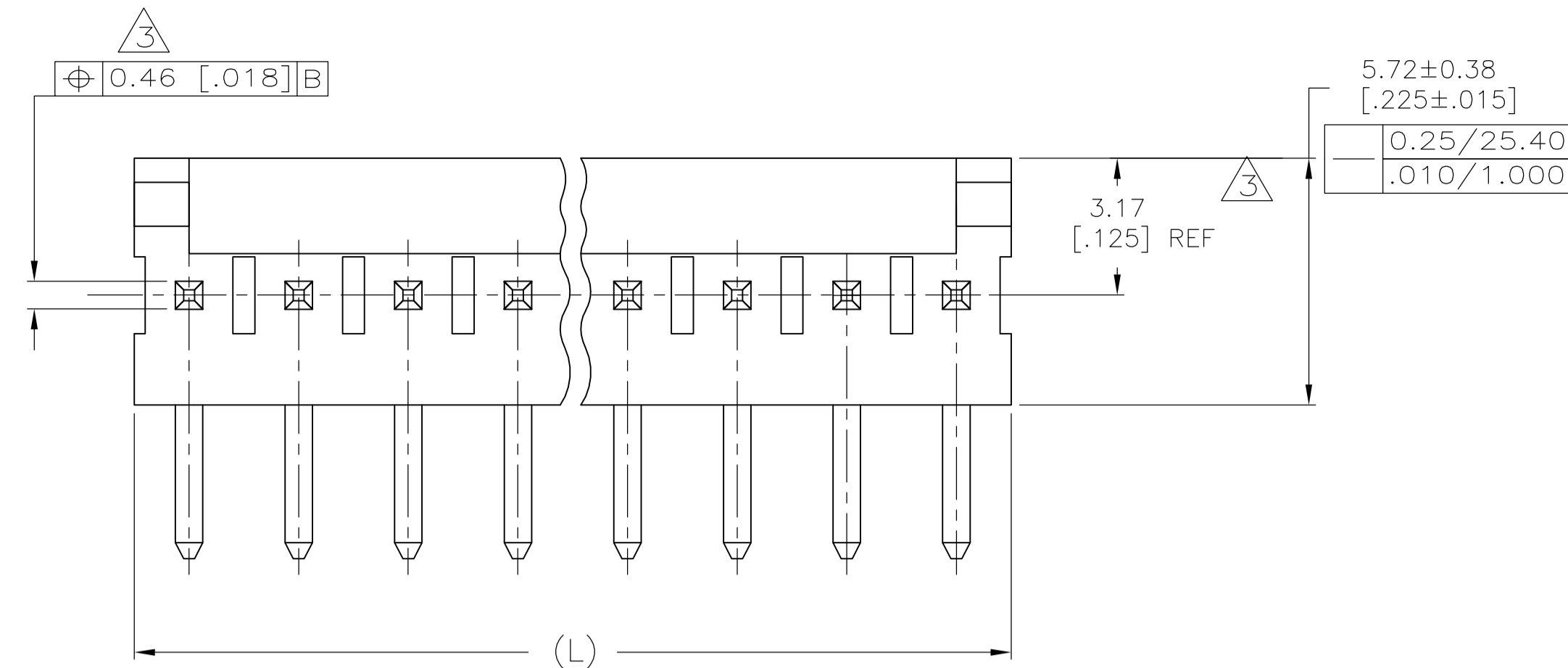


REVISIONS				
P	LTR	DESCRIPTION	DATE	APP'D
AD2	REVISED PER ECR-15-014064		04MAR2016	NK NL



- 1 POST TO WITHSTAND 13 NEWTONS (3 LBS) MINIMUM AXIAL FORCE IN BOTH DIRECTIONS SHOWN WITHOUT DISLODGING.
- 2 TOLERANCES APPLY TO SOLDER SIDE OF BOARD.
- 3 MEASURED AT $-A-$
- 4 PLASTIC FLASH PERMITTED IN THIS AREA.
- 5 PARTS COMPLY WITH AMP SOLDERABILITY SPEC. NO. 109-11-2.
- 6 ONE HOLE MAY BE UNDERSIZED 0.81-0.89 [0.032-0.035] DIA. FOR ASSEMBLY RETENTION DURING WAVE SOLDERING.
- 7 MATERIAL: HEADER-THERMOPLASTIC POLYESTER
94V-0 (NATURAL)
POST-COPPER ALLOY
FINISH-USE PLATING NOTES 13 & 14 FOR -2 THRU -28
AND NOTES 13 & 15 FOR -32 THRU -58
- 8 COORDINATE DIMENSION APPLIES FROM CENTER OF ACTUAL FEATURE.
- 9 PLASTIC BURRS CAUSED BY CUT-OFF TOOLING ARE PERMITTED WITHIN THE MAXIMUM TOLERANCE ENVELOPE.
- 10 POSTS TO BE MEASURED WHEN STRIP IS HELD FLAT.
- 11 POST MUST WITHSTAND TWO 90° BENDS AGAINST EXTRUSION WITHOUT BREAKING.
- 12 DIMENSION SHOULD BE 2.79-4.06 [0.110-0.160] MIN WHEN MATING WITH A MTA-100 CONNECTOR ASSEMBLY OR 2.79-3.05 [0.110-0.120] WHEN MATING WITH A CST-100 CONNECTOR ASSEMBLY.
- 13 PLATING: GOLD PLATE AREA, 0.00076 [0.000030] GOLD OR 0.00008 [0.000003] MIN GOLD FLASH OVER 0.00068 [0.000027] PALLADIUM NICKEL, PER TE CONNECTIVITY'S DISCRETION, ALL SIDES, OVER NICKEL UNDERPLATE, .00127 [0.000050] MIN, ALL SIDES AND ENTIRE LENGTH OF POST.
- 14 PLATING: MATTE TIN PLATE AREA, 0.00381-0.00889 [0.000150-0.000350] THICK, ALL FOUR SIDES 3.56 [0.140] MINIMUM.
- 15 PLATING: MATTE TIN PLATE AREA, 0.00381-0.00889 [0.000150-0.000350] THICK, ALL FOUR SIDES 3.56 [0.140] MINIMUM.
- 16 OBSOLETE PARTS: OBSOLETE CIS STREAMLINING PER D.RENAUD/D.SINISI

DIM (L)	NO.OF POSN	ASSEMBLY	LEAD FREE		
			DIM (L)	NO.OF POSN	ASSEMBLY
71.12 [2.800]	28	5-641216-8	71.12 [2.800]	28	2-641216-8
68.58 [2.700]	27	5-641216-7	68.58 [2.700]	27	2-641216-7
66.04 [2.600]	26	5-641216-6	66.04 [2.600]	26	2-641216-6
63.50 [2.500]	25	5-641216-5	63.50 [2.500]	25	2-641216-5
60.96 [2.400]	24	5-641216-4	60.96 [2.400]	24	2-641216-4
58.42 [2.300]	23	5-641216-3	58.42 [2.300]	23	2-641216-3
55.88 [2.200]	22	5-641216-2	55.88 [2.200]	22	2-641216-2
53.34 [2.100]	21	5-641216-1	53.34 [2.100]	21	2-641216-1
50.80 [2.000]	20	5-641216-0	50.80 [2.000]	20	2-641216-0
48.26 [1.900]	19	4-641216-9	48.26 [1.900]	19	1-641216-9
45.72 [1.800]	18	4-641216-8	45.72 [1.800]	18	1-641216-8
43.18 [1.700]	17	4-641216-7	43.18 [1.700]	17	1-641216-7
40.64 [1.600]	16	4-641216-6	40.64 [1.600]	16	1-641216-6
38.10 [1.500]	15	4-641216-5	38.10 [1.500]	15	1-641216-5
35.56 [1.400]	14	4-641216-4	35.56 [1.400]	14	1-641216-4
33.02 [1.300]	13	4-641216-3	33.02 [1.300]	13	1-641216-3
30.48 [1.200]	12	4-641216-2	30.48 [1.200]	12	1-641216-2
27.94 [1.100]	11	4-641216-1	27.94 [1.100]	11	1-641216-1
25.40 [1.000]	10	4-641216-0	25.40 [1.000]	10	1-641216-0
22.86 [0.900]	9	3-641216-9	22.86 [0.900]	9	641216-9
20.32 [0.800]	8	3-641216-8	20.32 [0.800]	8	641216-8
17.78 [0.700]	7	3-641216-7	17.78 [0.700]	7	641216-7
15.24 [0.600]	6	3-641216-6	15.24 [0.600]	6	641216-6
12.70 [0.500]	5	3-641216-5	12.70 [0.500]	5	641216-5
10.16 [0.400]	4	3-641216-4	10.16 [0.400]	4	641216-4
7.62 [0.300]	3	3-641216-3	7.62 [0.300]	3	641216-3
5.08 [0.200]	2	3-641216-2	5.08 [0.200]	2	641216-2

THIS DRAWING IS A CONTROLLED DOCUMENT.

DIMENSIONS: mm [INCHES]

TOLERANCES UNLESS OTHERWISE SPECIFIED:

0 PLC	±
1 PLC	±
2 PLC	± 0.13 [0.005]
3 PLC	±
4 PLC	±
ANGLES	±

MATERIAL: Δ FINISH: Δ

APPROVED: S. HOOVER 26-JAN-2005, D. ROSSI 26-JAN-2005, D. ROSSI 26-JAN-2005

NAME: MTA-100 HDR ASSY, FRICTION LOCK, NOTCHED, .025 SQUARE RIGHT ANGLE POST, .000030 GOLD PLATED

SIZE: A1, CASE CODE: 00779, DRAWING NO: 641216

WEIGHT: --

CUSTOMER DRAWING

SCALE: 8:1, SHEET: 1 of 1, REV: AD2

Mouser Electronics

Authorized Distributor

Click to View Pricing, Inventory, Delivery & Lifecycle Information:

[TE Connectivity:](#)

[3-641216-2](#)