

3

2

1

THIS DRAWING IS UNPUBLISHED.

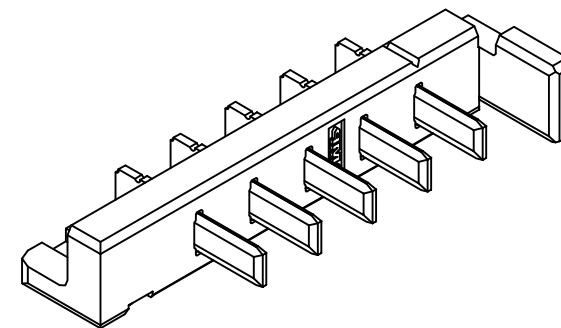
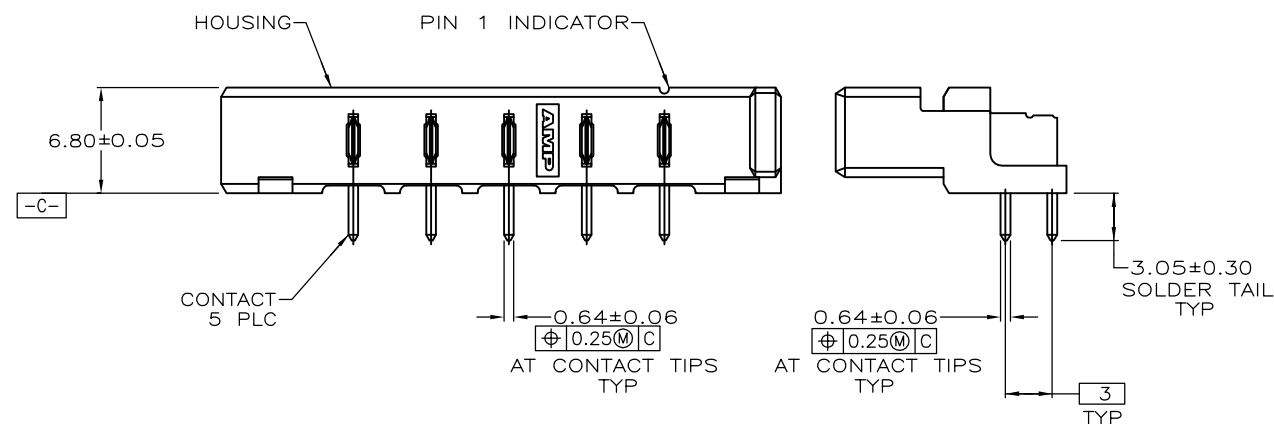
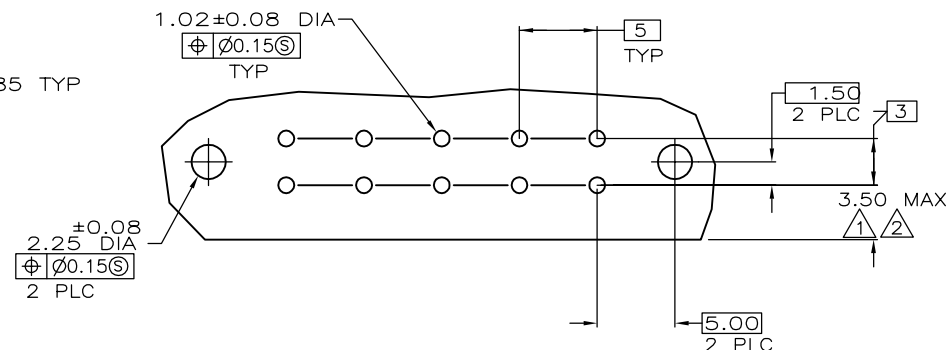
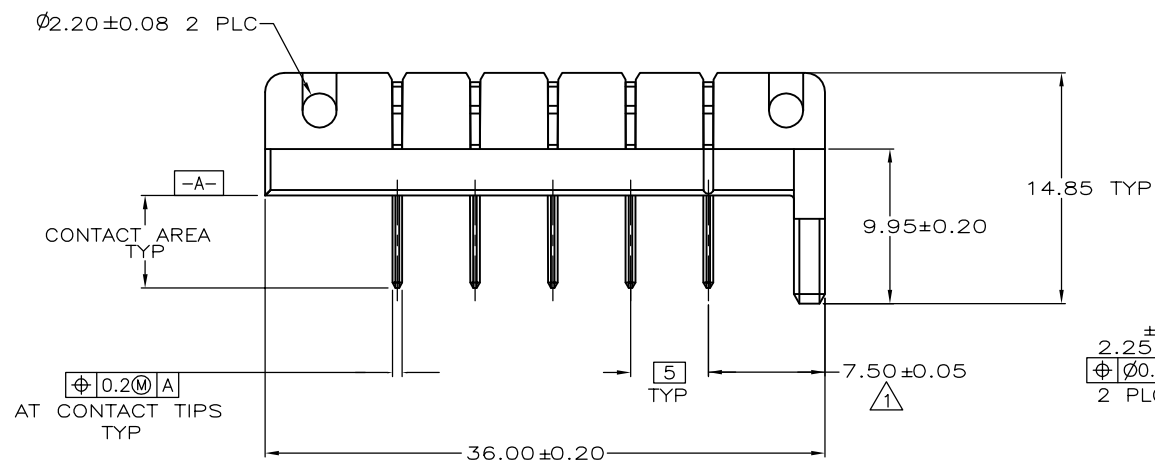
RELEASED FOR PUBLICATION

© COPYRIGHT - BY TYCO ELECTRONICS CORPORATION. ALL RIGHTS RESERVED.

LOC  
ES 00

REVISIONS

P	LTR	DESCRIPTION	DATE	DWN	APVD
0		RELEASED	ECR-05-001438	29MAR05	J.Z I.E



P/N: 5787366-1

- △ COORDINATE DIMENSION APPLIES FROM CENTER OF ACTUAL FEATURE.
- △ DIMENSION CAN BE EXCEEDED FOR APPLICATIONS WHERE FINAL MATED POSITION OF PACK IS ABOVE TOP SURFACE OF PCB.
- △ HOUSING: LCP, COLOR BLACK; CONTACTS: BRASS
- △ CONTACTS:  $2.54\mu\text{m}$  MIN TIN ON SOLDER TAIL OVER  $1.90\mu\text{m}$  MIN NICKEL ALL OVER.

THIS DRAWING IS A CONTROLLED DOCUMENT.

DIMENSIONS:	TOLERANCES UNLESS OTHERWISE SPECIFIED:
mm	
	0 PLC $\pm -$
	1 PLC $\pm -$
	2 PLC $\pm 0.10$
	3 PLC $\pm -$
	4 PLC $\pm -$
	ANGLES $\pm -$
MATERIAL	FINISH
△	△

DWN	1-5-95
CHK	R.S.KLINE
CHK	R.S. KLINE
APVD	1-9-95
APVD	R.S. KLINE
PRODUCT SPEC	
APPLICATION SPEC	
WEIGHT	-
CUSTOMER DRAWING	

**tyco**  
**Electronics**
Tyco Electronics Corporation  
Shanghai PRC

NAME	SIZE	CAGE CODE	DRAWING NO	RESTRICTED TO
HEADER ASSEMBLY, RIGHT ANGLE, RIGHT VOLTAGE KEY, 12V, BATTERY INTERCONNECTS	A3	00779	C-5787366	-
SCALE	3:1	SHEET	1 OF 1	REV
				0

# Mouser Electronics

Authorized Distributor

Click to View Pricing, Inventory, Delivery & Lifecycle Information:

[TE Connectivity:](#)

[5787366-1](#)