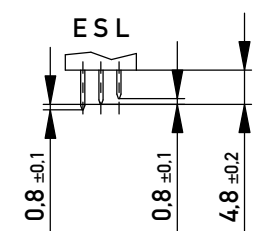
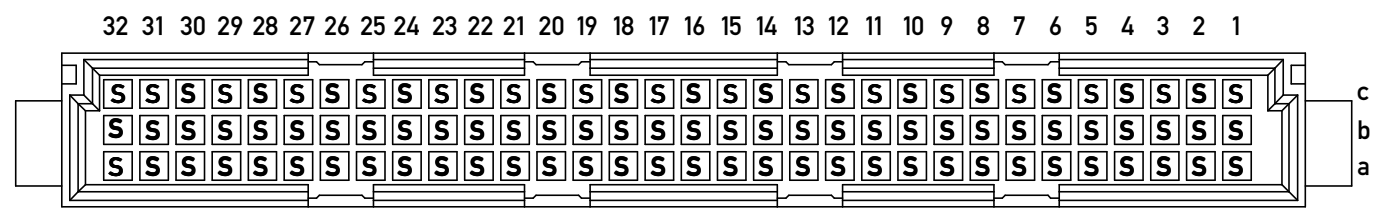


Stecklänge / mating length



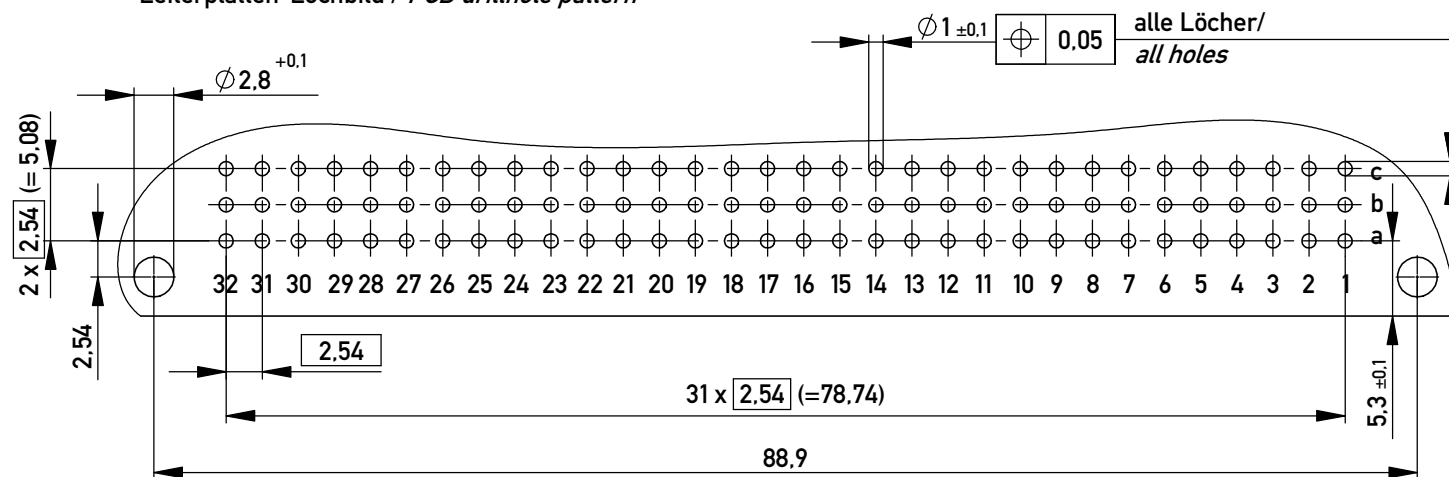
E = early mate, late break / voreilend  
 S = standard  
 L = late mate, early break / nacheilend

Bestückungsplan / contact layout



Isolierwerkstoff / housing material : PBT GF 30  
 Bauart 4 / type 4  
 Anforderungsstufe 2 = 400 Steckzyklen / performance class 2 = 400 mating cycles  
 Fehlende Maße und Angaben nach IEC 60 603-2 / DIN EN 60 603-2  
 Missing information and dimensions per IEC 60 603-2 / DIN EN 60 603-2  
 Lötanschluss 0,6x0,6mm / solder terminal 0,6x0,6mm

Leiterplatten-Lochbild / PCB drillhole pattern



Information:  All rights reserved. Only for Information. To ensure that this is the latest version of this drawing, please contact one of the ERNI companies before using.	Tolerances  All Dimensions in mm	Scale 2:1
	Designation <b>Messerleiste C 96 Löt + Clip</b> <b>Male Con. C96 solder + clip</b>	
Subject to modification without prior notice. Drawing will not be updated.		<b>374980</b>
www.ERNI.com	i A3	
a	07.06.2017	Class STVC
Index	Date	

Copyright by ERNI Production GmbH & Co. KG  
 Proprietary notice pursuant to ISO 16016 to be observed.

# Mouser Electronics

Authorized Distributor

Click to View Pricing, Inventory, Delivery & Lifecycle Information:

[ERNI Electronics:](#)

[374980](#)