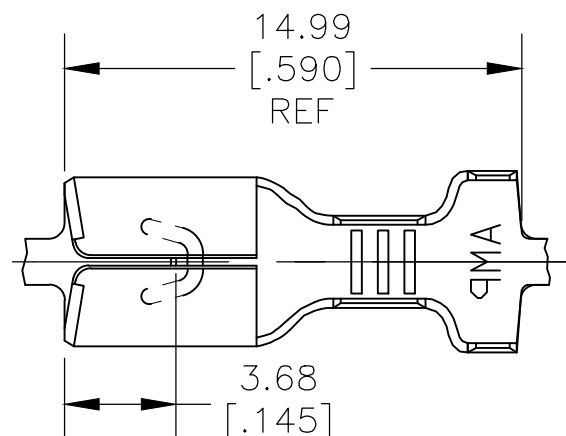


REVISIONS

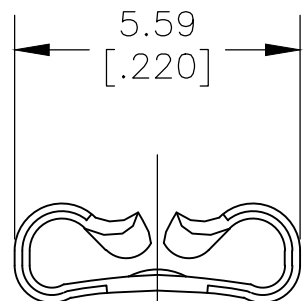
P	LTR	DESCRIPTION	DATE	DWN	APVD
	A3	REVISED PER ECR-18-004893	02MAY2018	BDA	DH

8 OBSOLETE/SUPERSEDED BY PN 2238199-3

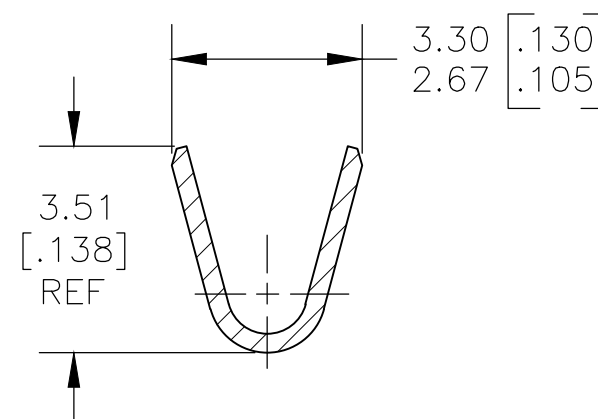
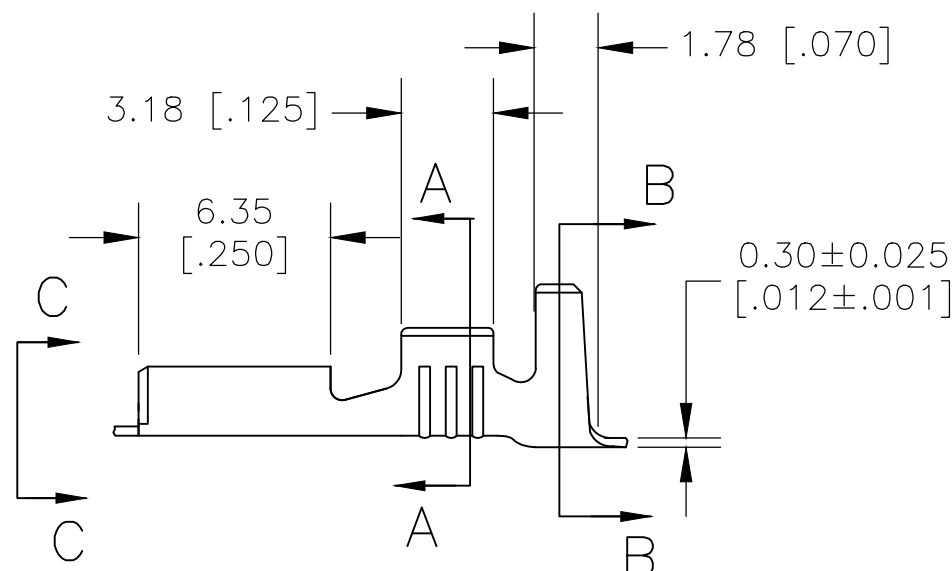


- 1 CONTINUOUS STRIP ON REELS.
- 2 WIRE SIZE #18-#16 OR TWO #18'S AWG
- 3 INSULATION RANGE 2.67-5.33 [.105-.210] DIA OR TWO AT 2.67 MAX [.105] DIA
- 4 MATING TAB THK 0.81±0.025 [.032±.001]

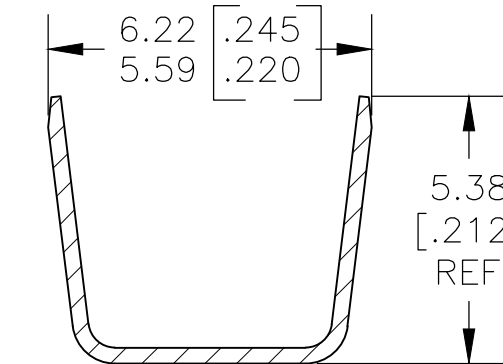
- 5 AWG 18-16 & (2) AWG 18 UL APPROVAL
- 6 AWG 18-16 & (2) AWG 18 UL APPROVAL PENDING
- 7 PRE-PRODUCTION ONLY- FASR REQUIRED



VIEW C-C SCALE 8:1



SECTION A-A SCALE 8:1



SECTION B-B SCALE 8:1

8	7	6	TIN	BRASS	1742899-3
		5	NICKEL	STEEL	1742899-1
			FINISH	MATERIAL	PART NO

THIS DRAWING IS A CONTROLLED DOCUMENT.		DWN jr_ruth 15MAY11	TE Connectivity		
DIMENSIONS: MM [INCHES]		CHK PETE_DESANTIS 15MAY11			
TOLERANCES UNLESS OTHERWISE SPECIFIED:		APVD PETE_DESANTIS 15MAY11	NAME RECEPTACLE , FASTON, .187 SERIES		
0 PLC ± - 1 PLC ± - 2 PLC ± 0.25 [.010] 3 PLC ± - 4 PLC ± - ANGLES ± 5°		PRODUCT SPEC -	RESTRICTED TO -		
MATERIAL SEE TABLE		APPLICATION SPEC -	SIZE A3	CAGE CODE 00779	DRAWING NO C-1742899
FINISH SEE TABLE		WEIGHT	SCALE 4:1 SHEET 1 OF 1 REV A3		
CUSTOMER DRAWING					

Mouser Electronics

Authorized Distributor

Click to View Pricing, Inventory, Delivery & Lifecycle Information:

[TE Connectivity:](#)

[1742899-1](#) [1742899-1 \(Cut Strip\)](#) [1742899-1 \(Mouser Reel\)](#)