

FEATURES

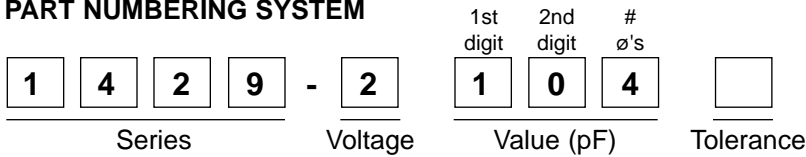
- Low dissipation factor
- High insulation resistance
- High stability of capacitance and DF versus temperature and frequency
- Self-healing properties
- Non-inductive construction
- Epoxy resin coating



CHARACTERISTICS

Item	Characteristics
Operating Temperature Range	-40°C ~ +85°C
Capacitance Tolerance	±5%, ±10%, ±20%
Standard Working Voltage (WV)	100, 250, 400, 630
Dissipation Factor	0.1% max. (1KHz), 25°C
Insulation Resistance	≤.33μF is >30,000MΩ; >.33μF is >10,000MΩ per μF

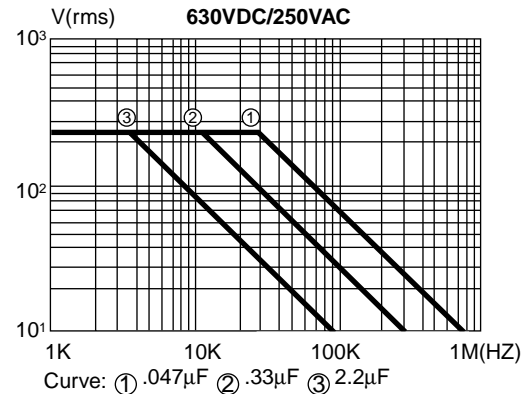
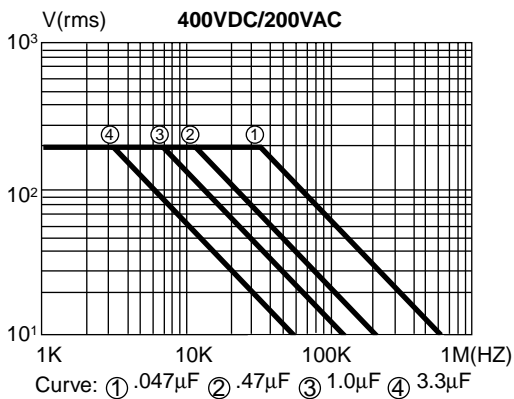
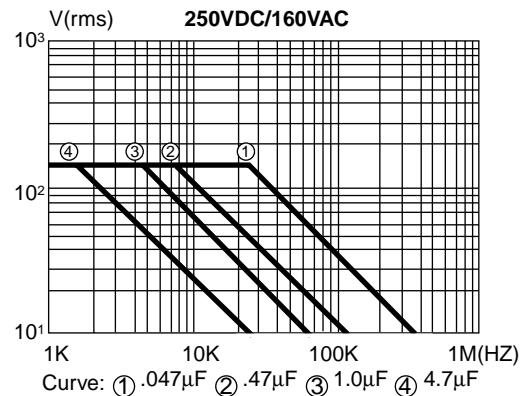
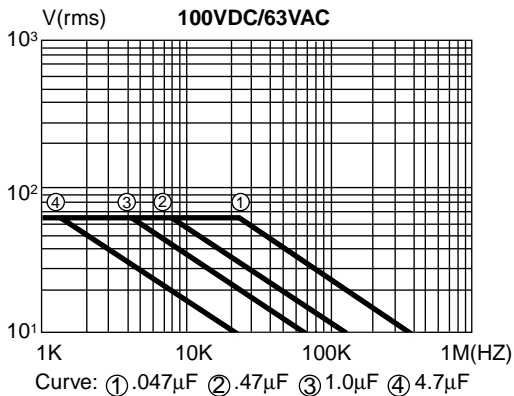
PART NUMBERING SYSTEM



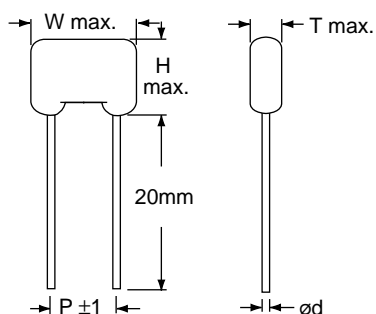
Voltage Code:	
1	= 100
2	= 250
4	= 400
6	= 630

Tolerance Code:	
J	= ±5%
(blank)	= ±10%
M	= ±20%

TYPICAL PERFORMANCE CHARACTERISTICS: RATED VOLTAGE VS FREQUENCY

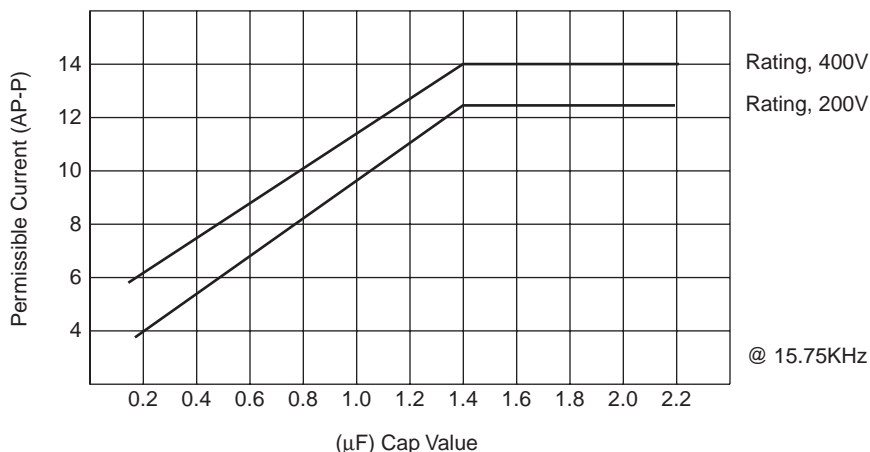


■ DIMENSIONS



Value (µF)	Working Voltage (WV); Dimensions (mm)											
	100			250			400			630		
	W x H x T	P	ød	W x H x T	P	ød	W x H x T	P	ød	W x H x T	P	ød
0.01	10.5 x 9.0 x 6.0	7.5	0.6	10.5 x 9.0 x 6.0	7.5	0.6	13.0 x 10.0 x 6.5	10	0.6	13.0 x 11.0 x 6.5	10	0.6
0.015	10.5 x 9.5 x 6.0	7.5	0.6	10.5 x 9.5 x 6.0	7.5	0.6	13.0 x 10.5 x 6.5	10	0.6	13.0 x 11.5 x 7.0	10	0.6
0.022	10.5 x 9.5 x 6.0	7.5	0.6	13.0 x 10.0 x 6.0	10	0.6	13.0 x 11.0 x 7.5	10	0.6	13.0 x 12.5 x 8.0	10	0.6
0.033	10.5 x 9.5 x 6.0	7.5	0.6	13.0 x 10.0 x 6.5	10	0.6	13.0 x 11.5 x 7.5	10	0.6	18.5 x 13.0 x 8.0	15	0.8
0.047	10.5 x 10 x 6.0	7.5	0.6	13.0 x 10.0 x 6.5	10	0.6	13.0 x 12.5 x 7.5	10	0.6	18.5 x 14.0 x 8.5	15	0.8
0.068	13.0 x 10.5 x 6.0	10	0.6	13.0 x 10.5 x 6.5	10	0.6	18.5 x 12.5 x 7.5	15	0.8	18.5 x 15.0 x 9.5	15	0.8
0.1	13.0 x 11.0 x 7.0	10	0.6	13.0 x 12.0 x 7.0	10	0.6	18.5 x 13.5 x 8.0	15	0.8	23.0 x 17.0 x 10.0	20	0.8
0.15	18.5 x 12.0 x 7.0	15	0.8	18.5 x 12.0 x 7.0	15	0.8	18.5 x 15.0 x 9.5	15	0.8	23.0 x 18.5 x 11.5	20	0.8
0.22	18.5 x 12.5 x 7.5	15	0.8	18.5 x 12.5 x 7.5	15	0.8	23.0 x 15.0 x 9.5	20	0.8	32.0 x 19.0 x 12.0	27.5	0.8
0.33	18.5 x 14.5 x 8.5	15	0.6	18.5 x 14.5 x 8.5	15	0.8	23.0 x 17.5 x 11.0	20	0.8	32.0 x 22.0 x 14.5	27.5	0.8
0.47	18.5 x 15.5 x 10.0	15	0.8	18.5 x 15.5 x 10.0	15	0.8	32.0 x 18.5 x 11.5	27.5	0.8	32.0 x 24.5 x 15.0	27.5	0.8
0.68	23.0 x 16.5 x 10.0	20	0.8	23.0 x 16.5 x 10.0	20	0.8	32.0 x 20.5 x 12.5	27.5	0.8	32.0 x 29.0 x 16.5	27.5	0.8
0.82				23.5 x 18.5 x 11.0	20	0.8						
1.0	23.0 x 18.5 x 11.0	20	0.8	23.0 x 18.5 x 11.0	20	0.8	32.0 x 24.5 x 16.0	27.5	0.8	37.0 x 31.0 x 18.0	32.5	0.8
1.5	23.0 x 19.0 x 12.0	20	0.8	23.0 x 20.0 x 13.0	20	0.8	32.0 x 29.5 x 17.0	27.5	0.8			
2.2	32.0 x 22.0 x 12.5	27.5	0.8	32.0 x 22.0 x 13.5	27.5	0.8	37.0 x 31.0 x 18.0	32.5	0.8			
3.3	32.0 x 24.0 x 13.0	27.5	0.8	32.0 x 26.0 x 16.5	27.5	0.8						
3.9	32.0 x 26.0 x 16.0	27.5	1.0	32.0 x 26.0 x 16.0	27.5	0.8						
4.7	32.0 x 25.0 x 14.5	27.5	1.0	37.0 x 27.0 x 18.0	32.5	0.8						
6.8	37.0 x 27.0 x 16.0	32.5	1.0	37.0 x 32.0 x 19.5	32.5	0.8						
10	37.0 x 32.0 x 18.5	32.5	1.0									

■ CHARACTERISTICS REFERENCE



Mouser Electronics

Authorized Distributor

Click to View Pricing, Inventory, Delivery & Lifecycle Information:

[Xicon:](#)

[1429-2474-TB](#) [1429-2334-TB](#) [1429-6103-TB](#) [1429-4103-TB](#) [1429-2104](#) [1429-2105](#) [1429-6103](#) [1429-6104](#) [1429-4104](#) [1429-4103](#) [1429-2224-TB](#) [1429-2475](#) [1429-2473](#) [1429-2474](#) [1429-4104-TB](#) [1429-2104-TB](#) [1429-6104-TB](#) [1429-1104-TB](#) [1429-6223](#) [1429-4473](#) [1429-2223-TB](#) [1429-6223-TB](#) [1429-2333-TB](#) [1429-6224](#) [1429-1474-TB](#) [1429-2333](#) [1429-2105-TB](#) [1429-2334](#) [1429-1104](#) [1429-1474](#) [1429-2223](#) [1429-2224](#) [1429-2225](#) [1429-4473-TB](#) [1429-2473-TB](#) [1429-6473-TB](#) [1429-6474](#) [1429-6473](#)