




Clock Oscillators Surface Mount Type KC5032A-C1 Series (High Frequency)



CMOS/ 1.8V to 3.3V/ 5.0×3.2mm



RoHS Compliant

Features

- Wide operating voltage range 1.6 to 3.3V
- $\pm 25 \times 10^{-6}$ available
- Highly reliable with seam welding
- Miniature ceramic package
- CMOS output

Table 1

Freq. Tol. Code	Tol. $\times 10^{-6}$	Operating Temperature Range (°C)	Note
0	± 50	-10 to +70	Standard specifications
S	± 30		
U	± 25		
F	± 100	-40 to +85	Please contact us for available frequencies.
G	± 50	-40 to +85	
6	± 50	-40 to +105	

How to Order

KC5032A 100.000 C 1 □ E 00
① ② ③ ④ ⑤ ⑥ ⑦

- ① Series
- ② Output Frequency
- ③ Output Type (CMOS)
- ④ Supply Voltage (1.8V, 2.5V, 3.3V Compatible)
- ⑤ Frequency Tolerance (See Table 1)
- ⑥ Symmetry/ INH Function (45/ 55%, Stand-by)
- ⑦ Individual Specification (STD Specification is "00")

Packaging (Tape & Reel 1000 pcs./ reel)

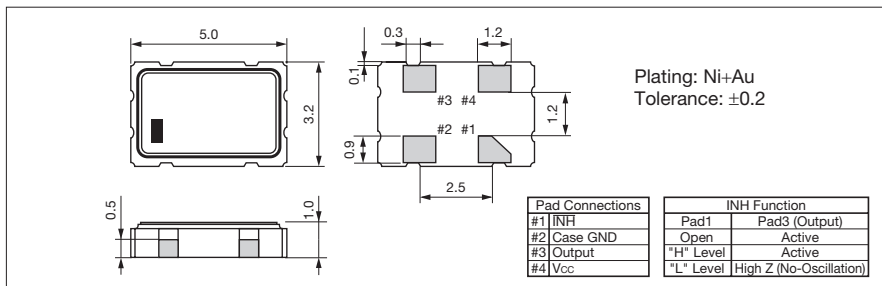
Specifications

Item	Symbol	Conditions	Min.	Max.	Units	
Output Frequency Range	fo	fo>50MHz	50	135	MHz	
Frequency Tolerance	f _{tol}	Initial tolerance, Operating temperature range, Rated power supply voltage change, Load change, Aging (1 year @25°C), Shock and vibration	Op. Temp.: -40 to +85°C	-100	+100	$\times 10^{-6}$
			Op. Temp.: -10 to +70°C/ -40 to +105°C	-50	+50	
			Op. Temp.: -10 to +70°C	-30	+30	
			Op. Temp.: -10 to +70°C	-25	+25	
Storage Temperature Range	T _{stg}	Standard Specification	-55	+125	°C	
Operating Temperature Range	T _{use}	Standard Specification	-10	+70	°C	
		Extend (Option)	-40	+85		
Max. Supply Voltage	—		-0.3	+4.0	V	
Supply Voltage	V _{cc}		+1.6	+3.63	V	
Current Consumption (Loaded) (1.6<V _{cc} ≤2.0V)	I _{cc}	50<fo≤85MHz	—	10	mA	
		85<fo≤105MHz	—	15		
		105<fo≤135MHz	—	16		
Current Consumption (Loaded) (2.0<V _{cc} ≤2.8V)	50<fo≤85MHz	—	14			
	85<fo≤105MHz	—	17			
	105<fo≤135MHz	—	18			
Current Consumption (Loaded) (2.8<V _{cc} ≤3.63V)	50<fo≤85MHz	—	17			
	85<fo≤105MHz	—	19			
	105<fo≤135MHz	—	22			
Stand-by Current	I _{std}		—	10	μA	
Symmetry	SYM	@50% V _{cc}	45	55	%	
Rise/ Fall Time (10% V _{cc} to 90% V _{cc} Maximum Loaded)	tr/ tf	1.6≤V _{cc} ≤2V	—	3.5	ns	
		2<V _{cc} ≤2.8V	—	3.0		
		2.8<V _{cc} ≤3.63V	—	2.5		
Low Level Output Voltage	V _{OL}		—	10% V _{cc}	V	
High Level Output Voltage	V _{OH}		90% V _{cc}	—	V	
Output Load	L _{CMOS}	1.6≤V _{cc} ≤3.63V	—	15	pF	
Input Voltage Range	V _{IN}		0	V _{cc}	V	
Low Level Input Voltage	V _{IL}		—	30% V _{cc}	V	
High Level Input Voltage	V _{IH}		70% V _{cc}	—	V	
Disable Time	t _{dis}		—	150	ns	
Enable Time	t _{ena}		—	5	ms	
Start-up Time	t _{str}	@Minimum operating voltage to be 0 sec.	—	10	ms	
1 Sigma Jitter	J _{Sigma}	Measured with Wavecrest SIA-3000	50<fo≤100MHz	—	5	ps
			100<fo≤135MHz	—	4	
Peak to Peak Jitter	J _{PK-PK}	Measured with Wavecrest SIA-3000	50<fo≤100MHz	—	40	ps
			100<fo≤135MHz	—	30	

Note: All electrical characteristics are defined at the maximum load and operating temperature range.
Please contact us for inquiry about operating temperature range, available frequencies and other conditions.

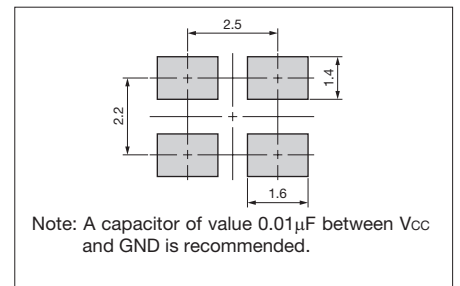
Dimensions

(Unit: mm)



Recommended Land Pattern

(Unit: mm)



Mouser Electronics

Authorized Distributor

Click to View Pricing, Inventory, Delivery & Lifecycle Information:

Kyocera:

[KC5032A60.0000C1GE00](#) [KC5032A80.0000C1GE00](#) [KC5032A125.000C1GE00](#) [KC5032A75.0000C1GE00](#)

[KC5032A106.250C1GE00](#) [KC5032A64.0000C1GE00](#) [KC5032A100.000C1GE00](#) [KC5032A64.0000C10E00](#)

[KC5032A125.000C10E00](#) [KC5032A54.0000C10E00](#) [KC5032A60.0000C10E00](#) [KC5032A106.250C10E00](#)

[KC5032A100.000C10E00](#) [KC5032A75.0000C10E00](#) [KC5032A66.6667C10E00](#) [KC5032A80.0000C10E00](#) [K50-](#)

[HC0CSE3.6864MR](#)