

"High Frequency Ceramic Solutions"

433 MHz ISM Antenna SMD (25x5mmx1.2)

P/N 0433AT62A0020


Detail Specification: 5/30/2018

Page 1 of 10

General Specifications

Part Number	0433AT62A0020
Frequency (MHz)*	423 - 443
Peak Gain (XZ-total)	-4.0 dBi typ.
Average Gain (XZ-total)	-4.0 dBi typ.
Return Loss	9.5 dB min.
Impedance	50 Ω

Power Capacity (W)	3 max. (CW)
Operating Temperature	-40 to +85°C
Recommended Storage Conditions for unused T&R product	+5 ~ +35 °C Humidity 45~75%RH 18 mos. max
Reel Quantity	500 pcs.



* See page 8 for tuned antenna performance at 460MHz

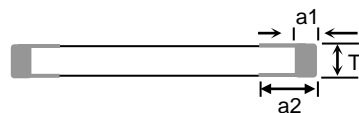

* See page 9 for tuned antenna performance at 403MHz

Part Number Explanation

P/N Suffix	Packing Style	Bulk	Suffix = S	eg. 0433AT62A0020S
		T & R	Suffix = T	eg. 0433AT62A0020E
		100% Tin	Suffix = None	eg. 0433AT62A0020(E or S)

Mechanical Dimensions

	In	mm
L	0.984 ± 0.008	25.00 ± 0.20
W	0.197 ± 0.008	5.00 ± 0.20
T	0.047 ± 0.004	1.20 ± 0.10
a	0.020 ± 0.008	0.50 ± 0.20
a2	0.039 ± 0.008	1.00 ± 0.20



Terminal Configuration

No.	Function
1	Feeding Point
2	NC



Johanson Technology, Inc. reserves the right to make design changes without notice. Please confirm the specifications and delivery conditions when placing your order. All sales are subject to Johanson Technology, Inc. terms and conditions.



4001 Calle Tecate • Camarillo, CA 93012 • TEL 805.389.1166 FAX 805.389.1821

Ver 3.0

2018 Johanson Technology, Inc. All Rights Reserved

www.johansontechnology.com

"High Frequency Ceramic Solutions"

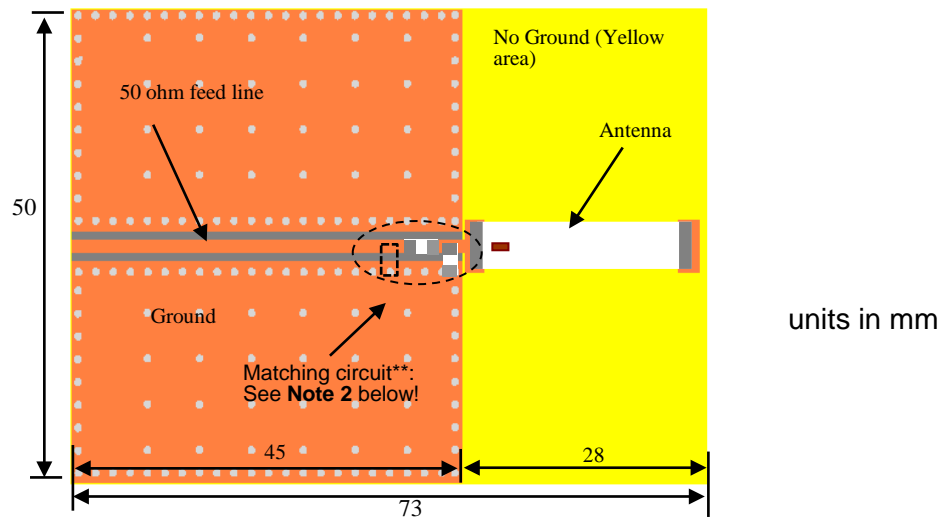
433 MHz ISM Antenna SMD (25x5mmx1.2)

P/N 0433AT62A0020

Detail Specification: 5/30/2018

Page 2 of 10

Mounting Consideration - 1 (Evaluation board p/n: 0433AT62A0020-EB1SMA)



****Note 2:** We recommend that the designer leave available slots for a "pi" (or shunt-series-shunt) matching network. The antenna matching values in this datasheet only apply to Johanson's evaluation board.

If you need help and would like us to do the tuning and characterization, go to:

<https://www.johansontechnology.com/tuning> and see how to obtain the new values. If you need further help, such as needing the layout file of the above, contact our RF Applications Eng. Team at: <https://www.johansontechnology.com/ask-a-question>

Want the layout file of the above?

Send us a message at: www.johansontechnology.com/ask-a-question

Orderable EVB Johanson p/n: 0433AT62A0020-EB1SMA

to request a sample, go to: www.johansontechnology.com/request-a-sample

Johanson Technology, Inc. reserves the right to make design changes without notice. Please confirm the specifications and delivery conditions when placing your order. All sales are subject to Johanson Technology, Inc. terms and conditions.



www.johansontechnology.com

4001 Calle Tecate • Camarillo, CA 93012 • TEL 805.389.1166 FAX 805.389.1821

Ver 3.0

2018 Johanson Technology, Inc. All Rights Reserved

"High Frequency Ceramic Solutions"

433 MHz ISM Antenna SMD (25x5mmx1.2)

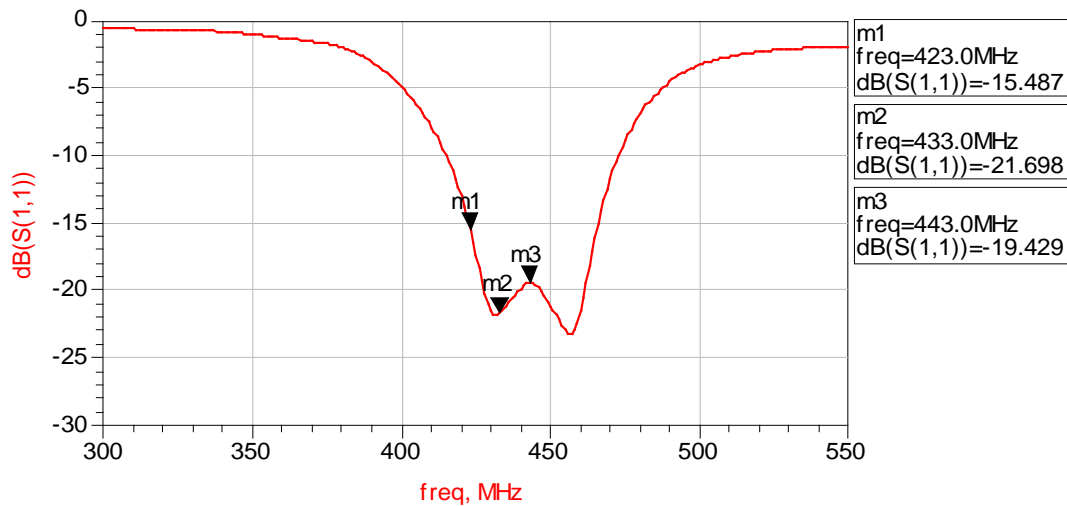
P/N 0433AT62A0020

Detail Specification: 5/30/2018

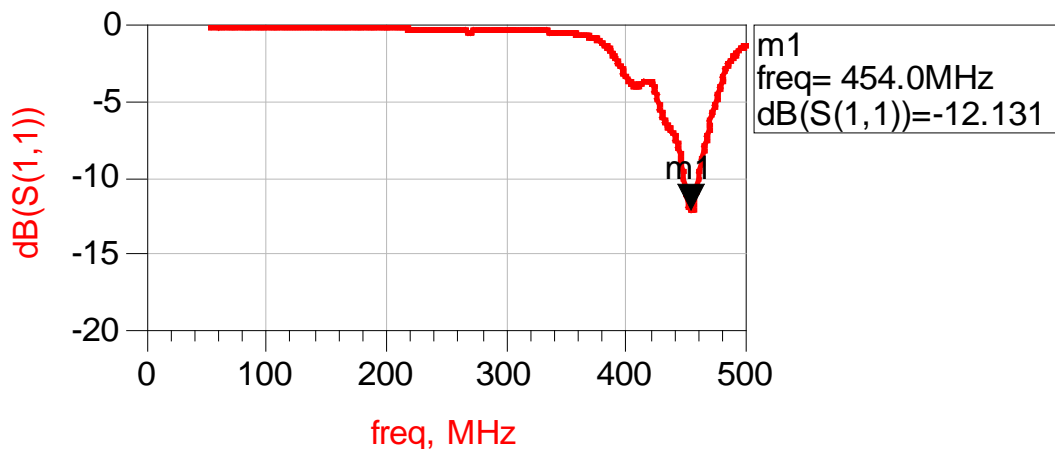
Page 3 of 10

Electrical Characteristics: Mounting Consideration - 1 (0433AT62A0020-EB1SMA)

Return Loss on EVB1 (pages 1&2) with matching network.



Return Loss without matching network (0Ω resistor in series on EVB).



Johanson Technology, Inc. reserves the right to make design changes without notice. Please confirm the specifications and delivery conditions when placing your order. All sales are subject to Johanson Technology, Inc. terms and conditions.



"High Frequency Ceramic Solutions"

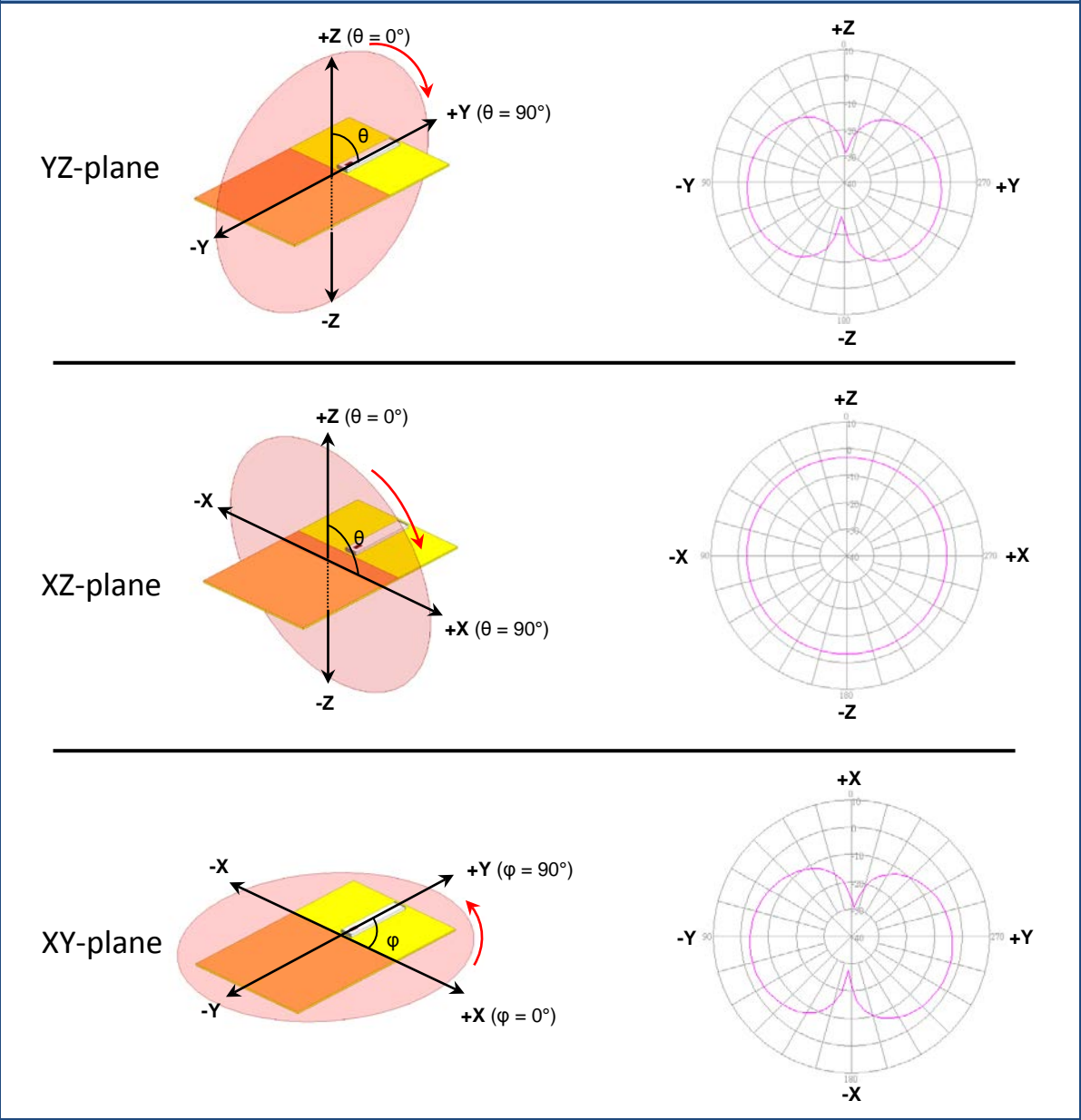
433 MHz ISM Antenna SMD (25x5mmx1.2)

P/N 0433AT62A0020

Detail Specification: 5/30/2018

Page 4 of 10

Typical Radiation Performance @ 25°C Mounting Consideration - 1 (0433AT62A0020-EB1SMA)



Johanson Technology, Inc. reserves the right to make design changes without notice. Please confirm the specifications and delivery conditions when placing your order. All sales are subject to Johanson Technology, Inc. terms and conditions.



www.johansontechnology.com

4001 Calle Tecate • Camarillo, CA 93012 • TEL 805.389.1166 FAX 805.389.1821

Ver 3.0

2018 Johanson Technology, Inc. All Rights Reserved

"High Frequency Ceramic Solutions"

433 MHz ISM Antenna SMD (25x5mmx1.2)

P/N 0433AT62A0020

Detail Specification: 5/30/2018


Page 5 of 10

General Specifications: Mounting Consideration - 2 (Larger PCB)

Part Number	0433AT62A0020
Frequency (MHz)	423 - 443
Peak Gain (XZ-total)	-6.8 dBi typ. (Mounting 2)
Average Gain (XZ-total)	-7.2 dBi typ. (Mounting 2)
Return Loss	5 dB min. (Mounting 2)
Impedance	50 Ω

Terminal Configuration


No.	Function
1	Feeding Point
2	NC



Mounting Consideration - 2

Units: mm

Mount these devices with the red mark facing

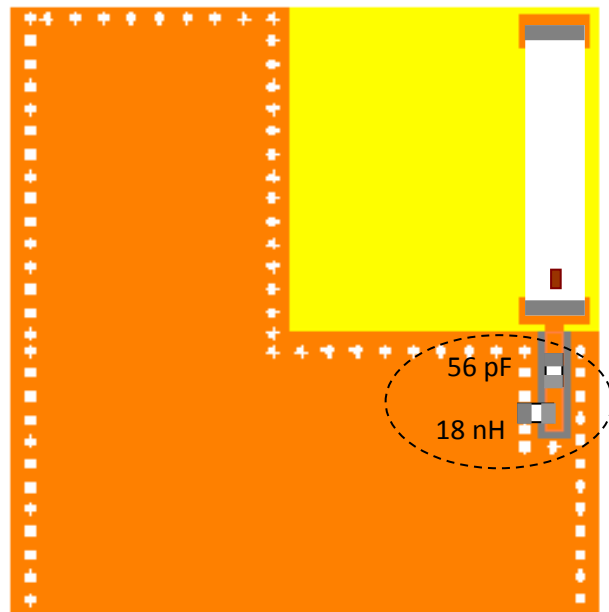
 Solder Resist

 Land

We recommend that the designer leave available slots for a "pi" (or shunt-series-shunt) matching network. The antenna matching values in this datasheet only apply to Johanson's evaluation board.

If you need further help and would like us to do the tuning and characterization, go to:

www.johansontechnology.com/ipc-antenna-services



JOHANSON
TECHNOLOGY 

www.johansontechnology.com

4001 Calle Tecate • Camarillo, CA 93012 • TEL 805.389.1166 FAX 805.389.1821

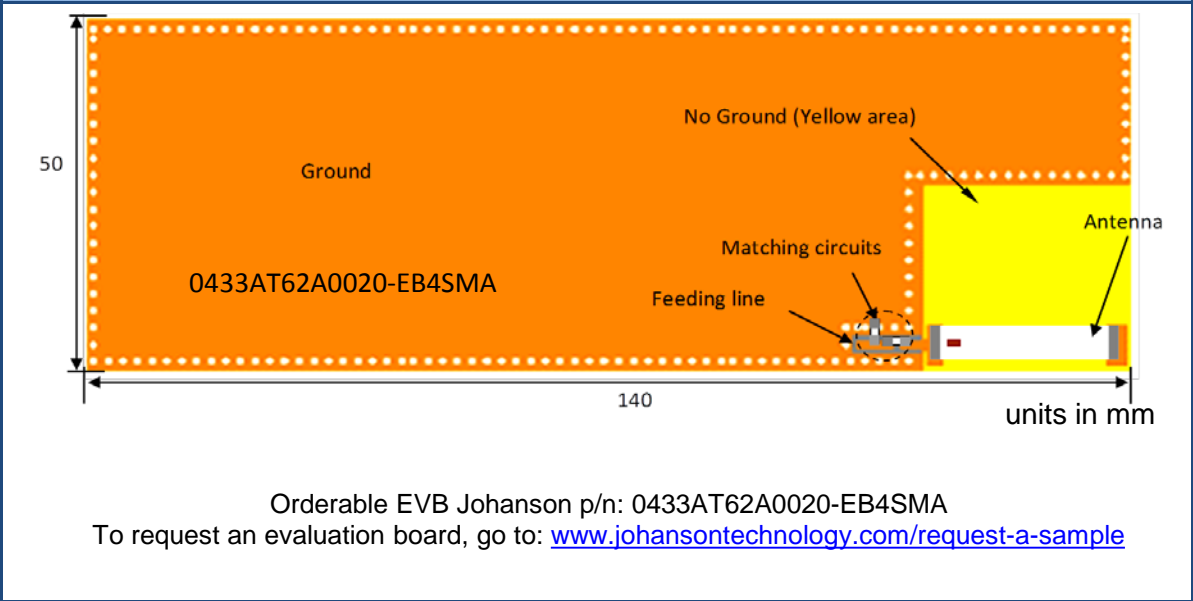
Ver 3.0

2018 Johanson Technology, Inc. All Rights Reserved

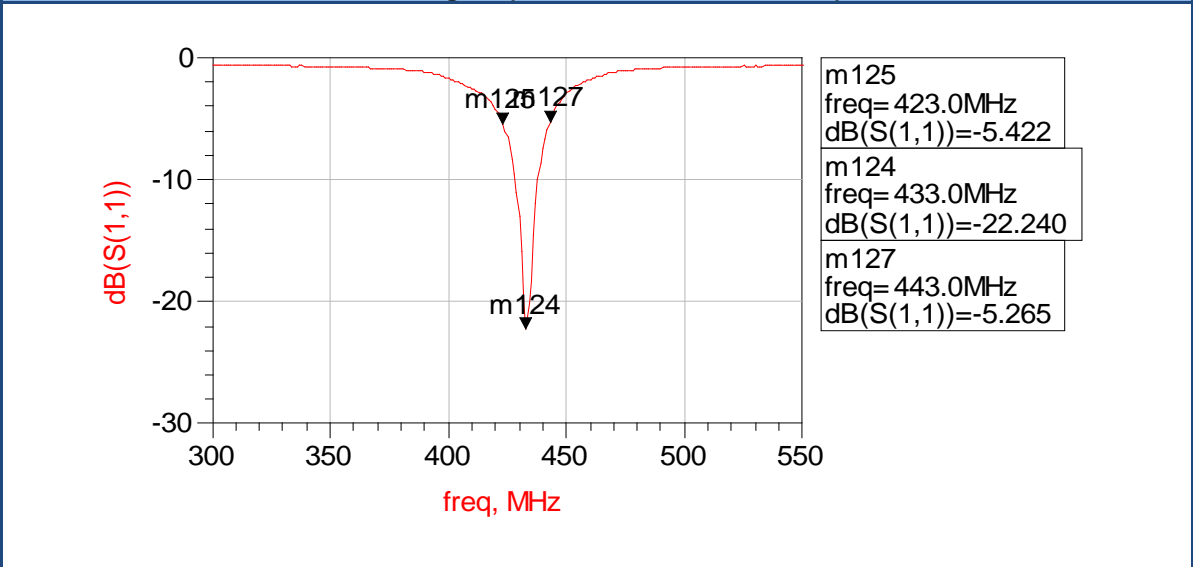
"High Frequency Ceramic Solutions"

433 MHz ISM Antenna SMD (25x5mmx1.2) **P/N 0433AT62A0020**
 Detail Specification: 5/30/2018 Page 6 of 10

Mounting Consideration - 2 (Evaluation board p/n: 0433AT62A0020-EB4SMA)



Electrical Characteristics: Mounting - 2 (0433AT62A0020-EB4SMA)



Johanson Technology, Inc. reserves the right to make design changes without notice. Please confirm the specifications and delivery conditions when placing your order. All sales are subject to Johanson Technology, Inc. terms and conditions.



"High Frequency Ceramic Solutions"

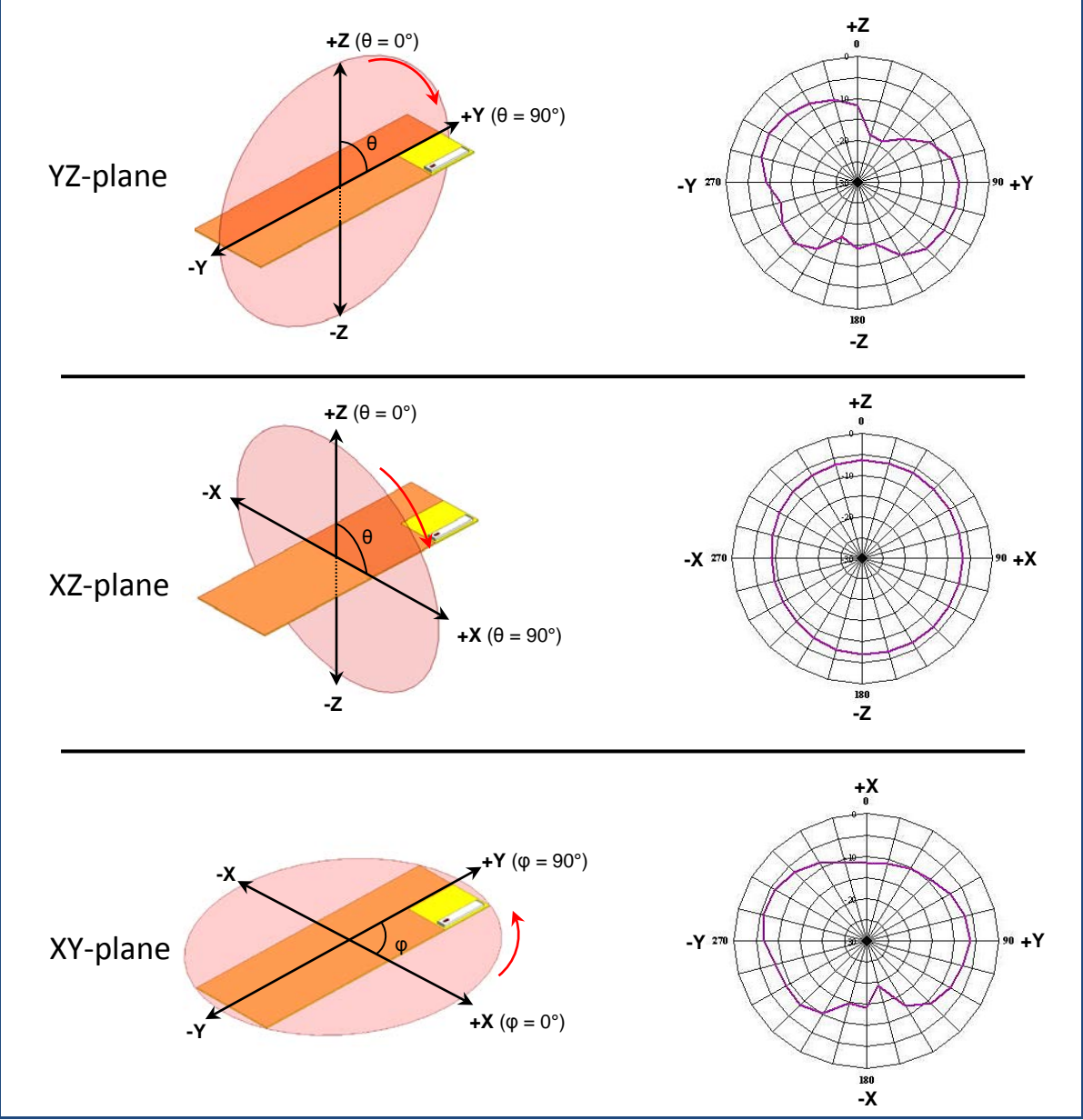
433 MHz ISM Antenna SMD (25x5mmx1.2)

P/N 0433AT62A0020

Detail Specification: 5/30/2018

Page 7 of 10

Typical Radiation Performance @ 25°C Mounting Consideration - 2 (0433AT62A0020-EB4SMA)



Johanson Technology, Inc. reserves the right to make design changes without notice. Please confirm the specifications and delivery conditions when placing your order. All sales are subject to Johanson Technology, Inc. terms and conditions.



www.johansontechnology.com
 4001 Calle Tecate • Camarillo, CA 93012 • TEL 805.389.1166 FAX 805.389.1821
 Ver 3.0 2018 Johanson Technology, Inc. All Rights Reserved

"High Frequency Ceramic Solutions"

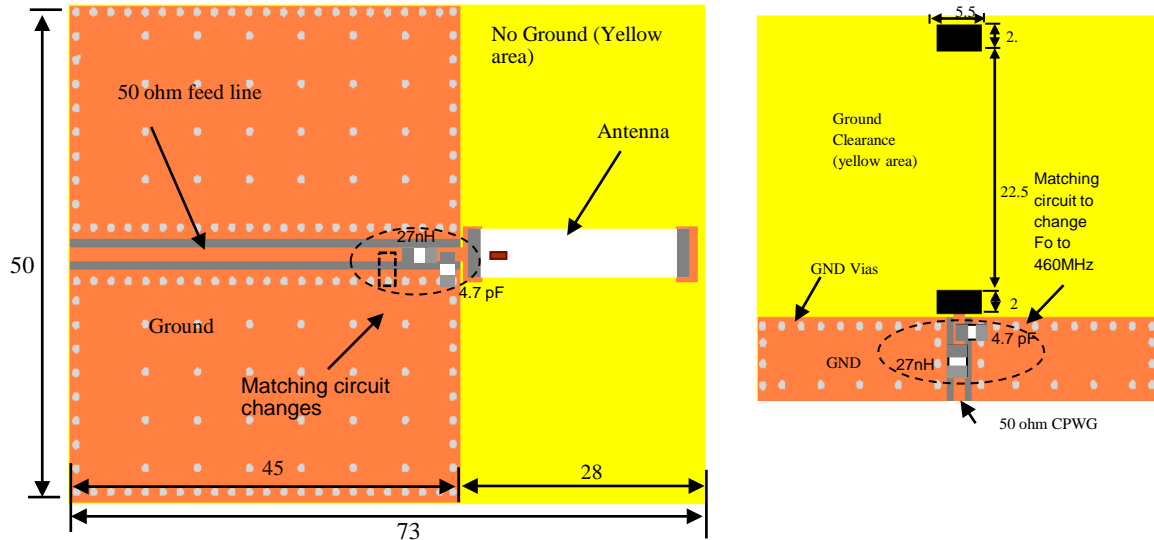
433 MHz ISM Antenna SMD (25x5mmx1.2)

P/N 0433AT62A0020

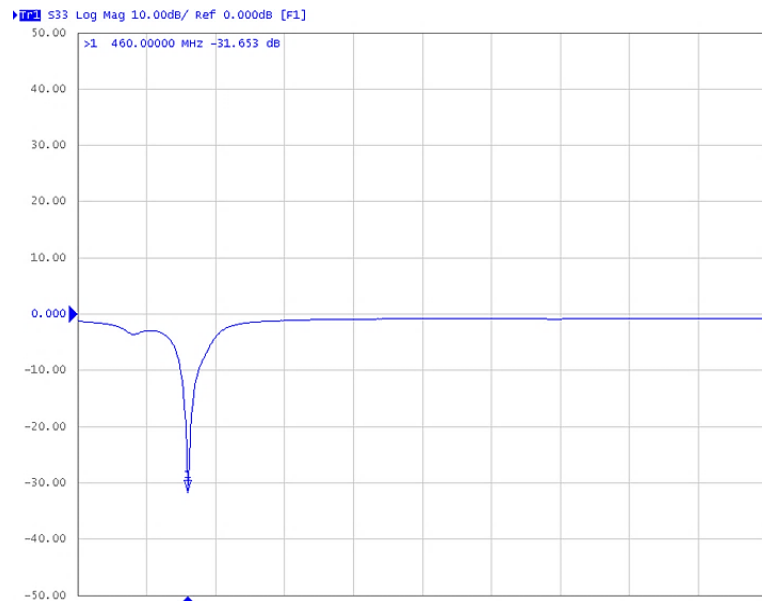
Detail Specification: 5/30/2018

Page 8 of 10

Tuning 0433AT62A0020 to 460MHz



Orderable EVB Johanson p/n: 0433AT62A0460-EB1SMA



Johanson Technology, Inc. reserves the right to make design changes without notice. Please confirm the specifications and delivery conditions when placing your order. All sales are subject to Johanson Technology, Inc. terms and conditions.



www.johansontechnology.com

4001 Calle Tecate • Camarillo, CA 93012 • TEL 805.389.1166 FAX 805.389.1821

Ver 3.0

2018 Johanson Technology, Inc. All Rights Reserved

"High Frequency Ceramic Solutions"

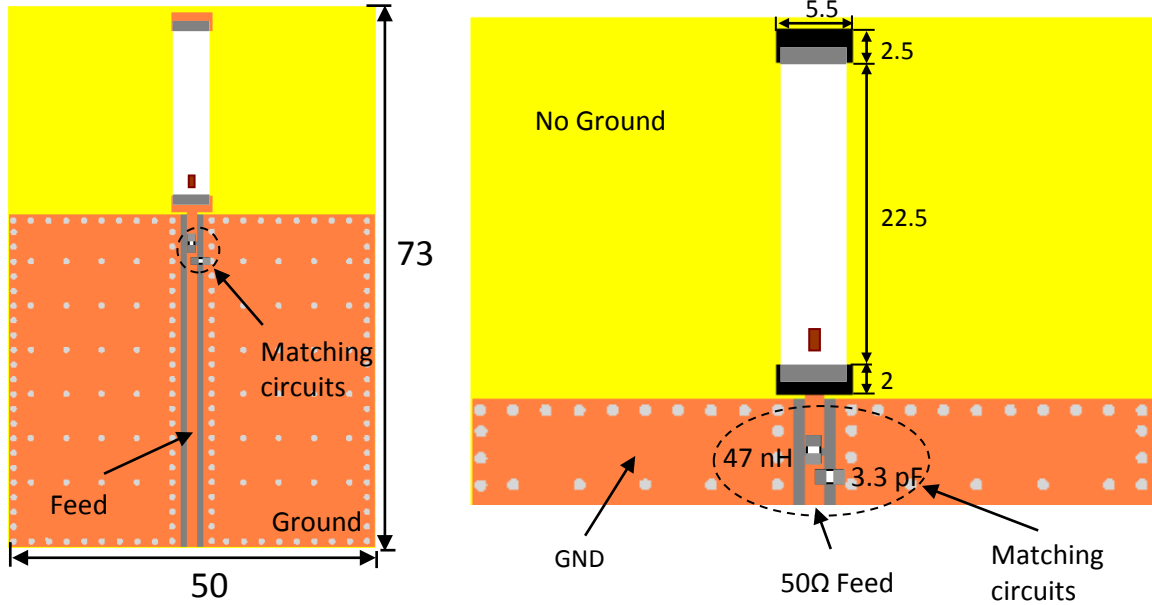
433 MHz ISM Antenna SMD (25x5mmx1.2)

P/N 0433AT62A0020

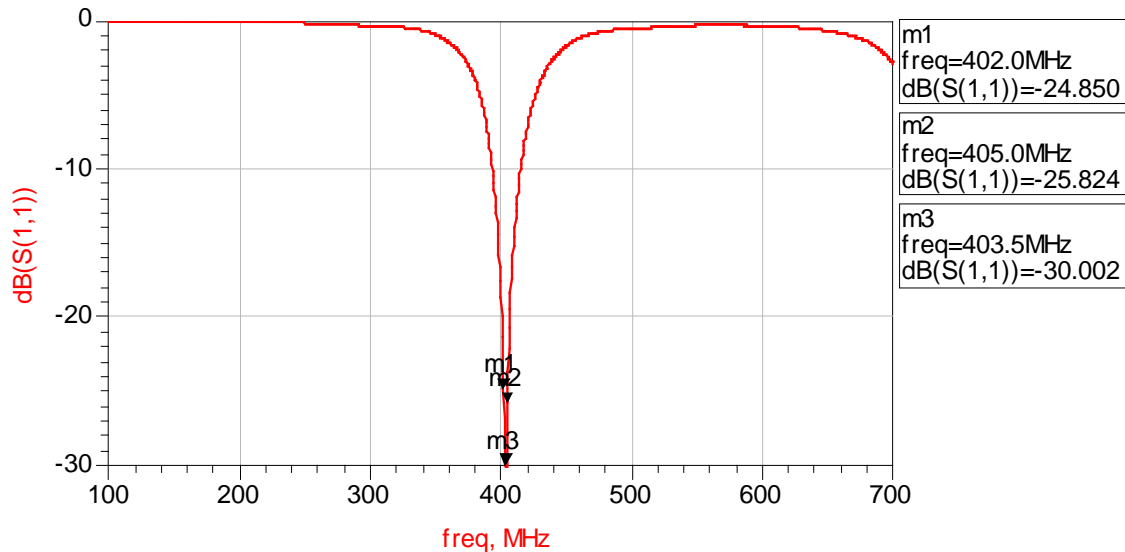
Detail Specification: 5/30/2018

Page 9 of 10

Tuning 0433AT62A0020 to 403MHz



Orderable EVB Johanson p/n: 0433AT62A0020-EB5SMA



Johanson Technology, Inc. reserves the right to make design changes without notice. Please confirm the specifications and delivery conditions when placing your order. All sales are subject to Johanson Technology, Inc. terms and conditions.



www.johansontechnology.com

4001 Calle Tecate • Camarillo, CA 93012 • TEL 805.389.1166 FAX 805.389.1821

Ver 3.0

2018 Johanson Technology, Inc. All Rights Reserved

"High Frequency Ceramic Solutions"

433 MHz ISM Antenna SMD (25x5mmx1.2)

P/N 0433AT62A0020

Detail Specification: 5/30/2018

Page 10 of 10

More SMD Chip Antennas at:

www.johansontechnology.com/antennas

Packaging information

www.johansontechnology.com/tape-reel-packaging

Soldering Information

www.johansontechnology.com/ipcsoldering-profile

Antenna layout and tuning techniques (How to obtain the new antenna matching values)

www.johansontechnology.com/tuning

Antenna layout review, tuning, and characterization services

www.johansontechnology.com/pc-antenna-services

RoHS Compliance

www.johansontechnology.com/rohs-compliance

MSL Info

www.johansontechnology.com/msl-rating

For all sample requests go to
www.johansontechnology.com/request-a-sample

Johanson Technology, Inc. reserves the right to make design changes without notice. Please confirm the specifications and delivery conditions when placing your order. All sales are subject to Johanson Technology, Inc. terms and conditions.



www.johansontechnology.com

4001 Calle Tecate • Camarillo, CA 93012 • TEL 805.389.1166 FAX 805.389.1821

Ver 3.0

2018 Johanson Technology, Inc. All Rights Reserved

Mouser Electronics

Authorized Distributor

Click to View Pricing, Inventory, Delivery & Lifecycle Information:

[Johanson:](#)

[0433AT62A0020E](#)