

## Contact insert - HC-B 10-ESTZ - 1687875


Please be informed that the data shown in this PDF Document is generated from our Online Catalog. Please find the complete data in the user's documentation. Our General Terms of Use for Downloads are valid (<http://phoenixcontact.com/download>)



HEAVYCON male housing for B10 housing, with 10 contacts, spring-cage connection

RoHS

### Key Commercial Data

Packing unit	1 pc
GTIN	 4 017918 849603
GTIN	4017918849603

### Technical data

#### General

Note	For housing HC-B10
Connection method	Spring-cage connection
Degree of pollution	3
Overvoltage category	III
Number of positions	10+PE
Insertion/withdrawal cycles	≥ 500
Size	B10
Contact numbering	1 - 10
Conductor cross section	0.14 mm² ... 2.5 mm²
Connection cross section AWG	26 ... 14
Stripping length of the individual wire	8 mm ±1 mm
Assembly instructions	Connectors may be operated only when there is no load/voltage.
Connection	For housings of type B10.

#### Ambient conditions

Ambient temperature (operation)	-40 °C ... 125 °C (including heating up of contacts)
---------------------------------	--

#### Material data

Contact material	Copper alloy
------------------	--------------

# Contact insert - HC-B 10-ESTZ - 1687875

## Technical data

### Material data

Contact surface material	Ag
Contact carrier material	PC

### Electrical characteristics

Rated voltage (III/3)	500 V
Rated surge voltage	6 kV
Rated current	16 A

### Standards and Regulations


Connection in acc. with standard	CUL
Flammability rating according to UL 94	V0

### Environmental Product Compliance

China RoHS	Environmentally friendly use period: unlimited = EFUP-e
	No hazardous substances above threshold values

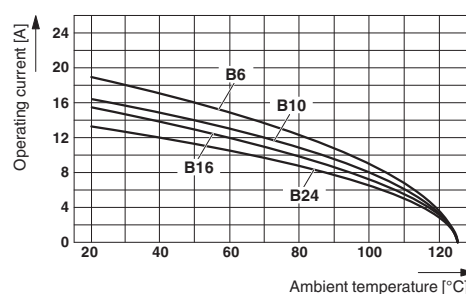
## Drawings

Schematic diagram



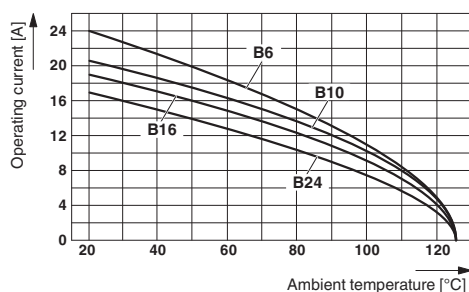
Connector pin assignment, connection side

Diagram



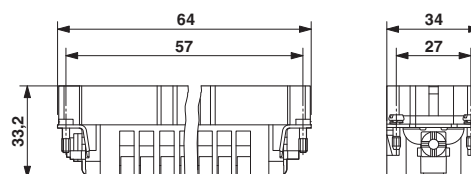
The figure shows the derating diagram of various series B contact inserts (B6 to B24), conductor cross section 1.5 mm<sup>2</sup>

Diagram



The figure shows the derating diagram of various series B contact inserts (B6 to B24), conductor cross section 2.5 mm<sup>2</sup>

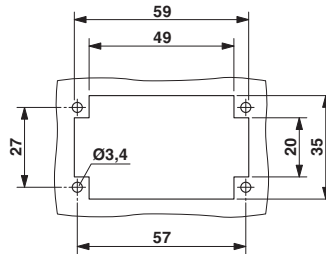
Dimensional drawing



HC-B 10-ESTZ male insert

## Contact insert - HC-B 10-ESTZ - 1687875

Dimensional drawing



Mounting cutout

---

Phoenix Contact 2018 © - all rights reserved  
<http://www.phoenixcontact.com>

PHOENIX CONTACT GmbH & Co. KG  
Flachsmarktstr. 8  
32825 Blomberg  
Germany  
Tel. +49 5235 300  
Fax +49 5235 3 41200  
<http://www.phoenixcontact.com>

# Mouser Electronics

Authorized Distributor

Click to View Pricing, Inventory, Delivery & Lifecycle Information:

Phoenix Contact:

1687875