



Selector Guide

Winter/Spring 2019

Powering a Greener Future™

CORPORATE OVERVIEW

Alpha and Omega Semiconductor Limited (AOS) is a designer, developer and global supplier of a broad range of power semiconductors, including a wide portfolio of Power MOSFET, IGBT, IPM and Power IC products. AOS has developed extensive intellectual property and technical knowledge that encompasses the latest advancements in the power semiconductor industry, which enables it to introduce innovative products to address the increasingly complex power requirements of advanced electronics. AOS differentiates itself by integrating its Discrete and IC semiconductor process technology, product design, and advanced packaging know-how to develop high-performance power management solutions. AOS' products are aimed at, but not limited to applications such as portable computers, tablets, smart phones, flat panel TVs, LED lighting, battery packs, consumer and industrial motor controls, and power supplies for TVs, computers, servers and telecommunications equipment.



MARKET SEGMENTS

	Computing / Conventional	Computing / Advanced	Consumer	Communications	Industrial / Power Supplies
APPLICATIONS	<ul style="list-style-type: none"> ■ Notebooks ■ Netbooks ■ Desktops ■ NB Battery Packs ■ Game Consoles ■ Docking Stations ■ Computer Monitors 	<ul style="list-style-type: none"> ■ Servers ■ Data Storage Devices ■ Ultra Notebooks ■ Tablets ■ Graphic Cards 	<ul style="list-style-type: none"> ■ Quick Charger ■ TV DC-DC Conversion ■ LED Drivers ■ LED Backlighting ■ Home Appliances ■ Induction Heating 	<ul style="list-style-type: none"> ■ Mobile Phones ■ Networking ■ Battery Packs 	<ul style="list-style-type: none"> ■ Motor Controls ■ Power Supplies ■ Telecom Power ■ Lighting ■ Welding ■ PV Inverters
KEY FAMILIES / PLATFORMS	<ul style="list-style-type: none"> ■ Low and Medium Voltage MOSFETs <ul style="list-style-type: none"> - Gen5+ - XSFET™ Family - AlphaSGT2 - Load Switch ■ Power ICs <ul style="list-style-type: none"> - DC-DC EZBuck™ - DrMOS - Smart Load Management - Type C PD 	<ul style="list-style-type: none"> ■ Power ICs <ul style="list-style-type: none"> - DC-DC EZBuck™ - DrMOS - Smart Load Management - Type C PD ■ Low and Medium Voltage MOSFETs <ul style="list-style-type: none"> - Gen5+ - XSFET™ Family - AlphaSGT2 - AlphaDFN™ 	<ul style="list-style-type: none"> ■ Power ICs <ul style="list-style-type: none"> - DC-DC EZBuck™ - AC/DC - Smart Load Management ■ Low and Medium Voltage MOSFETs <ul style="list-style-type: none"> - Gen5+ - AlphaSGT2 ■ High Voltage Super-Junction MOSFETs <ul style="list-style-type: none"> - 600V α.MOS5™ - 700V α.MOS5™ ■ IPMs <ul style="list-style-type: none"> - 600V IPM ■ IGBTs <ul style="list-style-type: none"> - 650V IGBT/FRD - 1200V & 1350V IGBT/FRD 	<ul style="list-style-type: none"> ■ Power ICs <ul style="list-style-type: none"> - DC-DC EZBuck™ - DrMOS - Smart Load Management ■ Low and Medium Voltage MOSFETs <ul style="list-style-type: none"> - Gen5+ - XSFET™ Family - AlphaSGT2 - AlphaDFN™ 	<ul style="list-style-type: none"> ■ Medium Voltage MOSFETs <ul style="list-style-type: none"> - AlphaSGT2™ ■ High Voltage Super-Junction MOSFETs <ul style="list-style-type: none"> - 600V α.MOS5™ - 700V α.MOS5™ ■ IPMs <ul style="list-style-type: none"> - 600V IPM ■ IGBTs <ul style="list-style-type: none"> - 650V IGBT/FRD



DIVERSE CUSTOMER BASE

Telecom	Consumer		Computing	Industrial
	Black Goods	White Goods		
<ul style="list-style-type: none"> ▪ Alcatel-Lucent ▪ Belfuse ▪ Delta ▪ Efore ▪ Emerson ▪ H3C ▪ Murata ▪ Nokia Siemens Networks ▪ ZTE 	<ul style="list-style-type: none"> ▪ Changhong ▪ Hisense ▪ LG ▪ Panasonic ▪ Samsung ▪ Sony ▪ TCL 	<ul style="list-style-type: none"> ▪ Changhong ▪ Cuckoo ▪ Haier ▪ Hisense ▪ Microsteps ▪ Midea ▪ Nidec ▪ Panasonic ▪ Samsung ▪ Sanyo 	<ul style="list-style-type: none"> ▪ Acer ▪ Asus ▪ Dell ▪ Hewlett Packard ▪ Lenovo ▪ Nvidia 	<ul style="list-style-type: none"> ▪ BYD ▪ Chicony ▪ Delta ▪ Emerson ▪ Lite-On ▪ Nidec ▪ Philips ▪ Stanley Black & Decker ▪ Tyco

AOS, APM, JIREH AND CQAOS PLANTS HAVE PASSED MANY QS CERIFICATIONS WHICH INCLUDE THE FOLLOWING:

- ISO 9001 (Quality Manangement System)
- ISO 14001 (Environmental Manangement System)
- QC 080000 (Hazardous Substance Manangement System)
- Sony's Green Partner Program
- ISO 14064 (Greenhouse Gasses)
- IATF 16949 (Automotive)

Copyright © 2019 Alpha and Omega Semiconductor. All rights reserved.

Alpha and Omega Semiconductor makes no representations or warranties with respect to the accuracy or completeness of the information provided herein and takes no liabilities for the consequences of use of such information or any product described herein. Alpha and Omega Semiconductor reserves the right to make changes to such information at any time without further notice. This document does not constitute the grant of any intellectual property rights or representation of non-infringement of any third party's intellectual property rights.

TABLE OF CONTENTS

Power ICs

DC-DC Buck Regulators – Synchronous EZBuck™ Family.....	3
DC-DC Buck Regulators – Non Synchronous EZBuck™ Family.....	7
Smart Current Limited Load Switches – ECPower™ Family	7
DrMOS Power Modules.....	9
Smart Load Switches – EZPower™ Family	9
Power Factor Correction (PFC)	9

Transient Voltage Suppressors (TVS)

High-Surge Power TVS	11
High-Current Surge TVS	11
Ultra-Low Capacitance TVS	13
Diode Arrays	13

MOSFETs, IGBTs and IPMs

Low Voltage MOSFETs (<40V)

By Package

AlphaDFN™ 0.97x0.97.....	18
AlphaDFN™ 1.5x1.5/1.57x1.57	18
AlphaDFN™ 1.79x1.18.....	18
AlphaDFN™ 1.9x1.6.....	18
AlphaDFN™ 2.7x1.81.....	18
AlphaDFN™ 3.4x1.96.....	18
AlphaDFN™ 3.01x1.52.....	18
AlphaDFN™ 3.05x1.77	18
AlphaDFN™ 3.55x1.77	18
SC-70	18
SC-89	18
SOT-23	20
TSOP-6.....	20
TSSOP-8	22
DFN 1.6x0.6.....	22
DFN 1.6x1.6.....	22
DFN 2x2.....	22
DFN 2x5.....	23
DFN 3x2.....	23
DFN 3x3.....	23
DFN 3.3x3.3.....	25
DFN 3.3x3.3 (XSPairFET™).....	25
DFN 5x6.....	25
DFN 5x6 (PairFET™)	27
DFN 5x6E (XSPairFET™)	29
SO-8	29
Ultra SO-8.....	31
TO-251A	31

Medium Voltage MOSFETs (40V to 400V)

By Package

TO-251B	33
TO-252	33
SOT-223	33
SOT-23	33

Medium Voltage MOSFETs (40V to 400V)

By Package

TSOP-6.....	33
DFN 2x2.....	33
DFN 3x3.....	33
DFN 3.3x3.3.....	33
DFN 5x6.....	36
DFN 8x6.....	36
SO-8.....	37
Ultra SO-8.....	37
TOLLA.....	37
TO-220.....	37
TO-220F.....	40
TO-247.....	40
TO-251A.....	40
TO-252.....	42
TO-262.....	42
TO-262F.....	44
TO-263.....	44

α.MOS5™ High Voltage SuperJunction MOSFETs

By Voltage

V _{DS} = 600V.....	46
V _{DS} = 700V.....	46

α.MOS51 High Voltage MOSFETs

By Package

SOT-23A.....	48
TO-220.....	48
TO-220F.....	48
TO-247.....	48
TO-251.....	48
TO-251A.....	48
TO-252.....	48
TO-262.....	50
TO-262F.....	50
TO-263.....	50
DFN 8x8.....	50

Intelligent Power Modules (IPMs)

By Package

IPM-5 / IPM-5A DIP.....	51
-------------------------	----

Insulated-Gate Bipolar Transistors (IGBTs) – Single

By Package

TO-247.....	52
-------------	----

Insulated-Gate Bipolar Transistors (IGBTs) – Co-Pack

By Package

TO-220.....	51
TO-220F.....	51
TO-247.....	53
TO-252.....	56
TO-263.....	56

Package Type.....	57
--------------------------	-----------

POWER ICs

AOS provides best-in-class power management solutions combining Power Discrete and IC technologies. The portfolio of products includes EZBuck™ Step-down DC/DC regulators, DrMOS Power Modules, ECPower™ Type C Protection

DC-DC Buck Regulators – Synchronous EZBuck™ Family

Part Number	Description	PGOOD	Soft Start
AOZ1022DI-01	3A EZBuck Regulator with PGOOD	Yes	Internal - 4ms
AOZ1037PI	5A EZBuck Regulator with PGOOD	Yes	Internal - 3ms
AOZ1037PI-01	3A EZBuck Regulator with PGOOD	Yes	Internal - 3ms
AOZ2150EQI-30	3A EZBuck with Light Load Mode	No	Adjustable
AOZ2151EQI-30 <i>NEW</i>	4A COT EZBuck Regulator with Light Load Mode	No	Adjustable
AOZ2151EQI-31 <i>NEW</i>	4A COT EZBuck Regulator	No	Adjustable
AOZ2151PQI-03 <i>NEW</i>	4A COT EZBuck Regulator	No	Adjustable
AOZ2151PQI-05 <i>NEW</i>	4A COT EZBuck Regulator	No	Adjustable
AOZ2151PQI-10 <i>NEW</i>	4A COT EZBuck Regulator	No	Adjustable
AOZ2151QI-01 <i>NEW</i>	4A COT EZBuck Regulator	Yes	Adjustable
AOZ2151TQI-19 <i>NEW</i>	4A COT EZBuck Regulator	Yes	Adjustable
AOZ2152EQI-28 <i>NEW</i>	6A COT EZBuck Regulator with Light Load Mode	No	Adjustable
AOZ2152EQI-29 <i>NEW</i>	6A COT EZBuck Regulator	No	Adjustable
AOZ2152EQI-30 <i>NEW</i>	6A COT EZBuck Regulator with Light Load Mode	No	Adjustable
AOZ2152EQI-31 <i>NEW</i>	6A COT EZBuck Regulator	No	Adjustable
AOZ2152TQI-19 <i>NEW</i>	6A COT EZBuck Regulator	Yes	Adjustable
AOZ2153EQI-30 <i>NEW</i>	8A COT EZBuck Regulator with Light Load Mode	No	Adjustable
AOZ2153PQI-04 <i>NEW</i>	8A COT EZBuck Regulator	No	Adjustable
AOZ2231CQI-01	4A I ² C Controllable COT EZBuck Regulator	Yes	Internal - 4ms
AOZ2231CQI-11 <i>NEW</i>	4A I²C Controllable EZBuck Regulator with Light Load Mode	Yes	Internal - 4ms
AOZ2232CQI-02 <i>NEW</i>	6A I²C Controllable EZBuck Regulator with Light Load Mode	Yes	Internal - 4ms
AOZ2233CQI-02	8A I ² C Controllable COT EZBuck Regulator	Yes	Internal - 4ms
AOZ2233CQI-12 <i>NEW</i>	8A I²C Controllable COT EZBuck Regulator	Yes	Internal - 4ms
AOZ2234CQI-02 <i>NEW</i>	10A I²C Controllable EZBuck with Light Load Mode	Yes	Internal - 4ms
AOZ2235CQI-02 <i>NEW</i>	12A I²C Controllable EZBuck with Light Load Mode	Yes	Internal - 4ms
AOZ2236CQI-02 <i>NEW</i>	15A I²C Controllable EZBuck with Light Load Mode	Yes	Internal - 4ms
AOZ2253EQI-30	8A EZBuck with Light Load Mode	No	Adjustable
AOZ2253EQI-31 <i>NEW</i>	8A COT EZBuck Regulator	No	Adjustable
AOZ2253TQI-11 <i>NEW</i>	8A COT EZBuck Regulator	Yes	Adjustable
AOZ2253TQI-20 <i>NEW</i>	8A COT EZBuck Regulator	Yes	Adjustable
AOZ2254EQI-30 <i>NEW</i>	10A COT EZBuck Regulator with Light Load Mode	No	Adjustable
AOZ2254EQI-31 <i>NEW</i>	10A COT EZBuck Regulator with Light Load Mode	No	Adjustable
AOZ2254TQI-11	10A COT EZBuck Regulator	No	Adjustable
AOZ2254TQI-20	10A COT EZBuck Regulator	Yes	Adjustable
AOZ2255EQI-30	12A COT EZBuck with Light Load Mode	No	Adjustable
AOZ2255LQI-30 <i>NEW</i>	12A COT EZBuck with Light Load Mode	Yes	Adjustable
AOZ2255EQI-31 <i>NEW</i>	12A COT EZBuck with Light Load Mode	No	Adjustable
AOZ2260QI-10	6A COT EZBuck Regulator	Yes	Adjustable
AOZ2260QI-15	6A COT EZBuck Regulator	Yes	Adjustable
AOZ2261QI-11	8A COT EZBuck Regulator	Yes	Adjustable

Switch, EZPower™ smart load switches, and power factor correction (PFC) devices. AOS' approach is to provide high-power density solutions to reduce design complexity and development time.

Min V _{IN} (V)	Max V _{IN} (V)	Max I _{OUT} (A)	Min V _{OUT} (V)	Max V _{OUT} (V)	Operating Freq. (kHz)	Package
4.5	16.0	3.0	0.8	15.0	500	DFN5x4
4.5	18.0	5.0	0.8	17.0	500	Exposed Pad SO-8
4.5	18.0	5.0	0.8	17.0	500	Exposed Pad SO-8
6.5	28	3.0	0.8	24	1000	QFN 3x3
6.5	28	4.0	0.8	24	1000	QFN 3x3
6.5	28	4.0	0.8	24	1000	QFN 3x3
6.5	28	4.0	0.8	14	1000	QFN 3x3
6.5	28	4.0	0.8	14	1000	QFN 3x3
6.5	28	4.0	0.8	24	1000	QFN 3x3
6.5	28	4.0	0.8	28	1000	QFN 3x3
6.5	28	4.0	0.8	24	1000	QFN 3x3
6.5	28	5.0	0.8	24	1000	QFN 3x3
6.5	28	5.0	0.8	24	1000	QFN 3x3
6.5	28	6.0	0.8	24	1000	QFN 3x3
6.5	28	6.0	0.8	24	1000	QFN 3x3
6.5	28	6.0	0.8	14	1000	QFN 3x3
6.5	28	8.0	0.8	24	1000	QFN 3x3
6.5	28	8.0	0.8	14	1000	QFN 3x3
6.5	28	4.0	0.6	1.791	400	QFN 4x4
6.5	28	4.0	0.9	1.191	400	QFN 4x4
6.5	28	6.0	0.6	1.791	400	QFN 4x4
6.5	28	8.0	0.6	1.791	400	QFN 4x4
6.5	28	8.0	0.9	1.191	400	QFN 4x4
6.5	28	10.0	0.6	1.791	400	QFN 4x4
6.5	28	12.0	0.6	1.791	400	QFN 4x4
6.5	28	12.0	0.6	1.791	400	QFN 4x4
6.5	28	8.0	0.8	24.0	1000	QFN 4x4
6.5	28	8.0	0.8	24.0	1000	QFN 4x4
6.5	28	8.0	0.8	14.0	1000	QFN 4x4
6.5	28	8.0	0.8	14.0	1000	QFN 4x4
6.5	28	10.0	0.8	24.0	1000	QFN 4x4
6.5	28	10.0	0.8	24.0	1000	QFN 4x4
6.5	28	10.0	0.8	24.0	1000	QFN 4x4
6.5	28	10.0	0.8	14.0	1000	QFN 4x4
6.5	28	8.0	0.8	24.0	1000	QFN 4x4
6.5	28	12.0	0.6	24.0	1000	QFN 4x4
6.5	28	12.0	0.8	24.0	1000	QFN 4x4
2.7	28.0	6.0	0.8	24.0	1000	QFN 4x4
2.7	28.0	6.0	0.8	24.0	1000	QFN 4x4
2.7	28.0	8.0	0.8	24.0	1000	QFN 4x4

DC-DC Buck Regulators – Synchronous EZBuck™ Family (Continued)

Part Number		Description	PGOOD	Soft Start
AOZ2261AQI-10	<i>NEW</i>	8A COT EZBuck Regulator	Yes	Adjustable
AOZ2261AQI-15	<i>NEW</i>	8A COT EZBuck Regulator	Yes	Adjustable
AOZ2261AQI-18	<i>NEW</i>	8A COT EZBuck Regulator	Yes	Adjustable
AOZ2262AQI-10	<i>NEW</i>	1A COT EZBuck Regulator	Yes	Adjustable
AOZ2262AQI-15	<i>NEW</i>	1A COT EZBuck Regulator	Yes	Adjustable
AOZ2262AQI-18	<i>NEW</i>	10A COT EZBuck Regulator	Yes	Adjustable
AOZ2263AQI-10	<i>NEW</i>	12A COT EZBuck Regulator	Yes	Adjustable
AOZ2263AQI-15	<i>NEW</i>	12A COT EZBuck Regulator	Yes	Adjustable
AOZ2263AQI-18	<i>NEW</i>	12A COT EZBuck Regulator	Yes	Adjustable
AOZ2264QI-10		15A COT EZBuck Regulator	Yes	Adjustable
AOZ2367QI-11	<i>NEW</i>	20A COT EZBuck Regulator	Yes	Adjustable
AOZ2368QI-11	<i>NEW</i>	25A COT EZBuck Regulator	Yes	Adjustable
AOZ6604PI		4A EZBuck with External Soft-Start/Compensation	No	External - Programmable
AOZ6605PI		5A EZBuck with External Soft-Start	No	External - Programmable
AOZ6605PI-1	<i>NEW</i>	5A Sync Buck with External Soft Start	No	External - Programmable
AOZ6606PI	<i>NEW</i>	6A Sync Buck with External Soft Start	No	External - Programmable
AOZ6622DI		2A EZBuck with Internal Soft-Start/Compensation	No	Internal - 1.5ms
AOZ6623DI		3A EZBuck with Internal Soft-Start/Compensation	No	Internal - 1.5ms
AOZ6643DI		3A EZBuck with Internal Soft-Start	No	Internal - 4ms
AOZ6662DI	<i>NEW</i>	2A EZBuck with Internal Soft-Start/External Compensation	No	Internal - 3.5ms
AOZ6662DI-01	<i>NEW</i>	2A EZBuck with Internal Soft-Start/External Compensation/Light Load Mode	No	Internal - 3.5ms
AOZ6663DI	<i>NEW</i>	3A EZBuck with Internal Soft-Start/External Compensation	No	Internal - 3.5ms
AOZ6663DI-01	<i>NEW</i>	3A EZBuck with Internal Soft-Start/Compensation	No	Internal - 3.5ms
AOZ6682CI	<i>NEW</i>	2A EZBuck with Internal Soft-Start/Compensation	No	Internal - 2.8ms
AOZ6683CI	<i>NEW</i>	3A EZBuck with Internal Soft-Start/Compensation/Light Load Mode	No	Internal - 2.8ms
AOZ6762DI	<i>NEW</i>	2A 1.25MHz EZBuck with Internal Soft-Start/External Compensation	No	Internal - 3.5ms
AOZ6763DI	<i>NEW</i>	3A 1.25MHz EZBuck with Internal Soft-Start/External Compensation	No	Internal - 3.5ms

Min V _{IN} (V)	Max V _{IN} (V)	Max I _{OUT} (A)	Min V _{OUT} (V)	Max V _{OUT} (V)	Operating Freq. (kHz)	Package
4.0	28.0	8.0	0.8	24.0	1000	QFN 4x4
4.0	28.0	8.0	0.8	24.0	1000	QFN 4x4
4.0	28.0	8.0	0.8	24.0	1000	QFN 4x4
4.0	28.0	10.0	0.8	24.0	1000	QFN 4x4
4.0	28.0	12.0	0.8	24.0	1000	QFN 4x4
4.0	28.0	10.0	0.8	24.0	1000	QFN 4x4
4.0	28.0	12.0	0.8	24.0	1000	QFN 4x4
4.0	28.0	12.0	0.8	24.0	1000	QFN 4x4
4.0	28.0	12.0	0.8	24.0	1000	QFN 4x4
2.7	24.0	15.0	0.8	20.0	1000	QFN 4x4
4.5	24	20	0.6	20	1000	QFN 5x5
4.5	24	25	0.6	20	1000	QFN 5x5
4.5	18.0	4.0	0.6	15.3	600	Exposed Pad SO-8
4.5	18.0	5.0	0.6	15.3	650	Exposed Pad SO-8
4.5	18.0	5.0	0.6	15.3	600	Exposed Pad SO-8
4.5	18.0	5.0	0.6	15.3	600	Exposed Pad SO-8
4.5	18.0	2.0	0.8	15.3	550	DFN 3x3
4.5	18.0	3.0	0.8	15.3	550	DFN 3x3
4.5	18.0	3.0	0.8	15.3	500	DFN 3x3
4.5	18.0	2.0	0.6	15.3	750	DFN 3x3
4.5	18.0	2.0	0.6	15.3	750	DFN 3x3
4.5	18.0	3.0	0.6	15.3	750	DFN 3x3
4.5	18.0	3.0	0.6	15.3	750	DFN 3x3
4.5	18.0	3.0	0.8	15.3	750	TSOT23
4.5	18.0	3.0	0.8	15.3	750	TSOT23
4.5	18.0	2.0	0.6	15.3	1250	DFN 3x3
4.5	18.0	2.0	0.6	15.3	1250	DFN 3x3

DC-DC Buck Regulators – Non Synchronous EZBuck™ Family

Part Number	Description	Integrated Schottky	Soft Start (ms)
AOZ1015AI	1.5A EZBuck Regulator	Yes	Internal - 2.2 ms
AOZ1016AI	2A EZBuck Regulator	Yes	Internal - 2.2 ms
AOZ1083CI	1.2A EZBuck LED Driver	No	Internal - 0.4 ms
AOZ1084DI	1.2A EZBuck LED Driver	No	Internal - 0.6 ms
AOZ1210AI	2A, 4.5V to 27V EZBuck Regulator	No	Internal - 4.0 ms
AOZ1212AI	3A, 4.5V to 27V EZBuck Regulator	No	Internal - 6.0 ms
AOZ1212DI	3A, 4.5V to 27V EZBuck Regulator	No	Internal - 6.0 ms
AOZ1280CI	1.2A, 3V to 26V EZBuck Regulator	No	Internal - 0.4 ms
AOZ1281DI	1.8A, 3V to 26V EZBuck Regulator	No	Internal - 0.4 ms
AOZ1282CI	1.2A, 4.5V to 36V EZBuck Regulator	No	Internal - 1.5 ms
AOZ1282CI-1	600 mA, 4.5V to 36V EZBuck Regulator	No	Internal - 0.6 ms
AOZ1282CI-2	600 mA, 4.5V to 36V EZBuck Regulator with High Duty Cycle	No	Internal - 0.6 ms
AOZ1282DI	1.2A, 4.5V to 36V EZBuck Regulator	No	Internal - 1.5 ms
AOZ1283PI	2.5A, 3V to 36V EZBuck Regulator	No	External - Programmable
AOZ1284PI	4A, 3V to 36V EZBuck Regulator	No	External - Programmable

Smart Current Limited Load Switches – ECPower™ Family

Part Number	Description	Ops V_{IN} (V)	Absolute Max V_{IN} and V_{OUT} (V)
AOZ1327DI-01 <i>NEW</i>	20V/5A ECPower™ Protection Switch with True Reverse-Current Blocking	2.4 - 22	28
AOZ1327DI-02 <i>NEW</i>	20V/5A ECPower™ Protection Switch with True Reverse-Current Blocking	2.4 - 22	28
AOZ1353DI-01	5V/3A ECPower™ with True Reverse-Current Blocking	3.4 - 5.5	28
AOZ1353DI-02	5V/3A ECPower™ with True Reverse-Current Blocking	3.4 - 5.5	28
AOZ1353DI-03 <i>NEW</i>	5V/3A ECPower™ with True Reverse-Current Blocking	3.4 - 5.5	28
AOZ1353DI-04 <i>NEW</i>	5V/3A ECPower™ with True Reverse-Current Blocking	3.4 - 5.5	28
AOZ1353LI-01 <i>NEW</i>	5V/3A ECPower™ Protection Switch with True Reverse-Current Blocking	3.4 - 5.5	28
AOZ1353LI-02 <i>NEW</i>	5V/3A ECPower™ Protection Switch with True Reverse-Current Blocking	3.4 - 5.5	28
AOZ1353LI-03 <i>NEW</i>	5V/3A ECPower™ Protection Switch with True Reverse-Current Blocking	3.4 - 5.5	28
AOZ1353LI-04 <i>NEW</i>	5V/3A ECPower™ Protection Switch with True Reverse-Current Blocking	3.4 - 5.5	28
AOZ1356LI-01 <i>NEW</i>	5V/3A ECPower™ Protection Switch Supporting USB PD Fast Role Swap	3.4 - 5.5	28
AOZ1356LI-02 <i>NEW</i>	5V/3A ECPower™ Protection Switch Supporting USB PD Fast Role Swap	3.4 - 5.5	28
AOZ1356LI-05 <i>NEW</i>	5V/3A ECPower™ Protection Switch Supporting USB PD Fast Role Swap	3.6 - 5.3	28
AOZ1356LI-06 <i>NEW</i>	5V/3A ECPower™ Protection Switch Supporting USB PD Fast Role Swap	3.6 - 5.3	28
AOZ1375DI-01	20V/5A ECPower™ Bidirectional Load Switch	3.4 - 23	28
AOZ1375DI-02	20V/5A ECPower™ Bidirectional Load Switch	3.4 - 23	28
AOZ1376DI-01	20V/5A ECPower™ Protection Switch with True Reverse-Current Blocking	3.4 - 22	28
AOZ1376DI-02	20V/5A ECPower™ Protection Switch with True ReverseCurrent Blocking	3.4 - 22	28

Min V_{IN} (V)	Max V_{IN} (V)	Max I_{OUT} (A)	Min V_{OUT} (V)	Max V_{OUT} (V)	Operating Freq. (kHz)	Package
4.5	16.0	1.5	0.8	16.0	500	SO-8
4.5	16.0	2.0	0.8	16.0	500	SO-8
3.0	26.0	1.2	0.28	23.0	1500	SOT-23
4.5	36.0	1.2	0.16	30.0	450	DFN 2x2
4.5	27.0	2.0	0.8	23.0	370	SO-8
4.5	27.0	3.0	0.8	23.0	370	SO-8
4.5	27.0	3.0	0.8	23.0	370	DFN 5x4
3.0	26.0	1.2	0.8	26.0	1500	SOT-23
3.0	26.0	1.8	0.8	22.0	1500	DFN 2x2
4.5	36.0	1.2	0.8	36.0	450	SOT-23
4.5	36.0	0.6	0.8	36.0	1000	SOT-23
4.5	36.0	0.6	0.8	36.0	1000	SOT-23
4.5	36.0	1.2	0.8	36.0	450	DFN 2x2
3.0	36.0	2.5	0.8	30.0	2000	DFN 3x3
3.0	36.0	4.0	0.8	16.0	2000	DFN 3x3

Max Current (A)	Current Flow	Fast Role Swap	OVP	Current Limit	RCB	Fault Response	$R_{DS(ON)}$ (m Ω) (Typ)	Package
10.0	Sink	—	Adjustable	—	$V_{OUT} > V_{IN}$	Auto Restart	20	DFN 3x3
10.0	Sink	—	Adjustable	—	$V_{OUT} > V_{IN}$	Latch Off	20	DFN 3x3
3.5	Source	No	Fixed	Adjustable	$V_{OUT} > V_{IN}$	Auto Restart	40	DFN 3x3
3.5	Source	No	Fixed	Adjustable	$V_{OUT} > V_{IN}$	Latch Off	40	DFN 3x3
3.5	Source	No	Fixed	Adjustable	$V_{OUT} > V_{IN}$	Auto Restart	40	DFN 3x3
3.5	Source	No	Fixed	Adjustable	$V_{OUT} > V_{IN}$	Latch Off	40	DFN 3x3
3.5	Source	No	Fixed	Adjustable	$V_{OUT} > V_{IN}$	Auto Restart	32	WLCSP-12 Bumps
3.5	Source	No	Fixed	Adjustable	$V_{OUT} > V_{IN}$	Latch Off	32	WLCSP-12 Bumps
3.5	Source	No	Fixed	Adjustable	$V_{OUT} > V_{IN}$	Auto Restart	32	WLCSP-12 Bumps
3.5	Source	No	Fixed	Adjustable	$V_{OUT} > V_{IN}$	Latch Off	32	WLCSP-12 Bumps
3.5	Source	Yes	Fixed	Adjustable	$V_{OUT} > V_{IN}$	Auto Restart	34	WLCSP-12 Bumps
3.5	Source	Yes	Fixed	Adjustable	$V_{OUT} > V_{IN}$	Latch Off	34	WLCSP-12 Bumps
3.5	Source	Yes	Fixed	Adjustable	$V_{OUT} > V_{IN}$	Auto Restart	34	WLCSP-12 Bumps
3.5	Source	Yes	Fixed	Adjustable	$V_{OUT} > V_{IN}$	Latch Off	34	WLCSP-12 Bumps
6.0	Source and Sink	No	Adjustable	Adjustable	EN = L	Auto Restart	20	DFN 3x3
6.0	Source and Sink	No	Adjustable	Adjustable	EN = L	Latch Off	20	DFN 3x3
5.0	Sink	—	—	—	$V_{OUT} > V_{IN}$	Auto Restart	20	DFN 3x3
5.0	Sink	—	—	—	$V_{OUT} > V_{IN}$	Latch Off	20	DFN 3x3

DrMOS Power Modules

Part Number		Min V_{IN} (V)	Max V_{IN} (V)	DC Current (A)	Application	Package
AOZ5038QI		4.5	25.0	50	Notebook	QFN 5x5
AOZ5039QI		4.5	25.0	45	Notebook	QFN 5x5
AOZ5131QI		4.5	20.0	50	NVDC Notebook	QFN 5x5
AOZ5237QI		4.5	25.0	45	Notebook	QFN 5x5
AOZ5239QI		4.5	25.0	50	Notebook	QFN 5x5
AOZ5332QI	NEW	2.5	25.0	50	Graphic Card	QFN 5x5
AOZ5339QI	NEW	2.5	25.0	50	Graphic Card	QFN 5x5
AOZ5537QI	NEW	4.5	25.0	50	Notebook	QFN 5x5
AOZ5636QI	NEW	4.5	20.0	50	Graphic Card	QFN 5x5
AOZ5048QI		4.5	25.0	35	Ultrabook	QFN 3.5x5
AOZ5547QI	NEW	4.5	25.0	35	Ultrabook	QFN 3.5x5
AOZ5166QI		4.5	16.0	60	Server	QFN 6x6
AOZ5166QI-01		4.5	16.0	60	Server	QFN 6x6

Smart Load Switches – EZPower™ Family

Part Number		Description	V_{IN} (V)	Turn On Rise Time (T_r)
AOZ1331ADI	NEW	Dual Channel Smart Load Switch	0.5-5.5	1705μs
AOZ1320CI		Slew Rate Controlled Smart Load Switch	1.8 - 5.5	100 μ s, 0.5 μ s, 1.0 ms
AOZ1360AIL		EZPower™ Protected Smart Load Switch	5.5 - 28	Adjustable
AOZ1360DIL		EZPower™ Protected Smart Load Switch	5.5 - 28	Adjustable
AOZ1361DI-01		EZPower™ Protected Smart Load Switch	5.5 - 28	Adjustable
AOZ1361DI-02		EZPower™ Protected Smart Load Switch	5.5 - 28	Adjustable
AOZ1363DI		EZPower™ Protected Smart Load Switch	5.0 - 16	16 μ s
AOZ1334DI-01		Single Channel Smart Load Switch	0.8 - 5.5	10 μ s
AOZ1334DI-02		Single Channel Smart Load Switch	0.8 - 5.5	0.5 ms
AOZ1336DI		Single Channel Smart Load Switch	0.8 - 5.5	Adjustable

Power Factor Correction (PFC)

Part Number	Description	PFC Mode	Freq. Operation	Control Mode
AOZ7111AI	Critical Conduction Mode PFC Controller	CRM	Variable	Voltage

Channel	Enable	Current Limit (A)	Fault Latch	R _{DS(ON)} (mΩ) (Typ)	Package
2	CMOS/TTL Compatible	6.0	Yes	20	DFN 3x2
1	CMOS/TTL Compatible	No	Yes	75	SOT-23
1	CMOS/TTL Compatible	Adjustable	Yes	35	SO-8
1	CMOS/TTL Compatible	Adjustable	Yes	35	DFN 4x4
1	CMOS/TTL Compatible	Adjustable	No	35	DFN 4x4
1	CMOS/TTL Compatible	Adjustable	Yes	35	DFN 4x4
1	CMOS/TTL Compatible	11.0	Yes	23	DFN 3x3
1	CMOS/TTL Compatible	10.0	No	5	DFN 3x3
1	CMOS/TTL Compatible	10.0	No	5	DFN 3x3
1	CMOS/TTL Compatible	4.0	No	27	DFN 2x2

Topology	Max Freq. Limit (Typ.) KHz	V _{CC} Max (V)	Drive Capability (mA)	ULVO (V)	OVP Latch	Min On-Time (Typ.) ns	Package
Step-up	350	20.0	+300/-800	9.5-12	Yes	450	SO-8

TRANSIENT VOLTAGE SUPPRESSORs (TVS)

AOS provides a family of high-surge power, high-current surge, ultra-low capacitance Transient Voltage Suppressor (TVS), and Diode Array-Thunderbolt, SATA and Gigabit Ethernet ports. These products may be used to meet the ESD

High-Surge Power TVS

Part Number	Description	IEC 61000-4-2 (ESD)		Protected Lines
		Contact (kV)	Air (kV)	
AOZ8310DI-02	Surge High Power TVS Diode	± 30	± 30	1
AOZ8310DI-05	Surge High Power TVS Diode	± 30	± 30	1
AOZ8310DI-08	Surge High Power TVS Diode	± 30	± 30	1
AOZ8310DI-09	Surge High Power TVS Diode	± 30	± 30	1
AOZ8310DI-12	Surge High Power TVS Diode	± 30	± 30	1
AOZ8310DI-18	Surge High Power TVS Diode	± 30	± 30	1
AOZ8310DI-20	Surge High Power TVS Diode	± 30	± 30	1
AOZ8310DI-26	Surge High Power TVS Diode	± 30	± 30	1
AOZ8310DI-36	Surge High Power TVS Diode	± 30	± 30	1
AOZ8320DI-02	Surge High Power TVS Diode	± 30	± 30	1
AOZ8320DI-05	Surge High Power TVS Diode	± 30	± 30	1
AOZ8320DI-08	Surge High Power TVS Diode	± 30	± 30	1
AOZ8320DI-09	Surge High Power TVS Diode	± 30	± 30	1
AOZ8320DI-12	Surge High Power TVS Diode	± 30	± 30	1
AOZ8320DI-18	Surge High Power TVS Diode	± 30	± 30	1
AOZ8320DI-20	Surge High Power TVS Diode	± 30	± 30	1
AOZ8320DI-36	Surge High Power TVS Diode	± 30	± 30	1

High-Current Surge TVS

Part Number	Description	IEC 61000-4-2 (ESD)		Protected Lines
		Contact (kV)	Air (kV)	
AOZ8302ACI-05	TVS Diode Array	± 30	± 30	2
AOZ8302ACI-12	TVS Diode Array	± 30	± 30	2
AOZ8300CI-03	Ultra-Low Capacitance TVS Diode Array	± 30	± 30	4
AOZ8318DI	Ultra-Low Capacitance TVS Diode Array	± 30	± 30	4
AOZ8328DI	Ultra-Low Capacitance TVS Diode Array	± 30	± 30	4
AOZ8331DI-03	Ultra-Low Capacitance TVS Diode Array	± 30	± 30	4
AOZ8915CI	Ultra-Low Capacitance TVS Diode Array	± 24	± 30	4

immunity requirement of products that are designed for ESD protection of high-speed interfaces like HDMI2.0, USB3.1, IEEE1394, IEC61000-4-2, Level 4 for mobile, digital consumer, networking, and computing applications.

Reverse Working Voltage V_{RWM} Max (V)	IEC 61000-4-5 (Peak Pluse Current) Ipp max. (A)	IEC 61000-4-5 (8/20us) (Peak Pluse Power) Ppp max. (W)	Channel Input Capacitance I/O - GND Typ. (pF)	Package
2.5	75	1100	100	DFN 1.6 x 1.0
5	85	1500	675	DFN 1.6 x 1.0
8	70	1500	425	DFN 1.6 x 1.0
9	65	1500	385	DFN 1.6 x 1.0
12	45	1500	275	DFN 1.6 x 1.0
18	35	1200	200	DFN 1.6 x 1.0
20	32	1200	165	DFN 1.6 x 1.0
26	25	1200	150	DFN 1.6 x 1.0
36	22	1500	130	DFN 1.6 x 1.0
2.5	75	1100	100	DFN 1.6 x 0.8
5	85	1500	675	DFN 1.6 x 0.8
8	70	1500	425	DFN 1.6 x 0.8
9	65	1500	385	DFN 1.6 x 0.8
12	45	1500	275	DFN 1.6 x 0.8
18	35	1200	200	DFN 1.6 x 0.8
20	32	1200	165	DFN 1.6 x 0.8
36	22	1500	130	DFN 1.6 x 0.8

Reverse Working Voltage V_{RWM} Max (V)	IEC 61000-4-5 (Lightning) (A)	Channel Input Capacitance I/O - GND Typ. (pF)	Channel Clamp Voltage (Ipp = 5A) V_{CL} Max. (V)	Package
5.0	32	20	14.0 (Ipp = 15A)	SOT-23
12.0	24	20	179.0 (Ipp = 15A)	SOT-23
3.3	25	2.5	2.6	SOT-23
2.5	25	3.5	3.5	DFN 2.6x2.6
2.5	32	2.8	4.5	DFN 3.0x2.0
3.3	35	85	4.5	DFN 1.0x0.6
5.0	12	0.5	12.0	SOT-23

Ultra-Low Capacitance TVS

Part Number	Description	IEC 61000-4-2 (ESD)		Protected Lines
		Contact (kV)	Air (kV)	
AOZ8858DI-03	Ultra-Low Capacitance TVS Diode Array	± 30	± 30	1
AOZ8001DI	Ultra-Low Capacitance TVS Diode Array	± 8	± 15	2
AOZ8101	Ultra-Low Capacitance TVS Diode Array	± 30	± 30	2
AOZ8802ADI	Ultra-Low Capacitance TVS Diode Array	± 15	± 15	2
AOZ8882DI-05	Ultra-Low Capacitance TVS Diode Array	± 15	± 15	2
AOZ8000CI	Ultra-Low Capacitance TVS Diode Array	± 8	± 15	4
AOZ8102DI	Ultra-Low Capacitance TVS Diode Array	± 20	± 20	4
AOZ8804ADI	Ultra-Low Capacitance TVS Diode Array	± 15	± 15	4
AOZ8808DI-03	Ultra-Low Capacitance TVS Diode Array	± 15	± 15	4
AOZ8808DI-05	Ultra-Low Capacitance TVS Diode Array	± 15	± 15	4
AOZ8809DI-03	Ultra-Low Capacitance TVS Diode Array	± 15	± 15	4
AOZ8809DI-05	Ultra-Low Capacitance TVS Diode Array	± 15	± 15	4
AOZ8809ADI-03	Ultra-Low Capacitance TVS Diode Array	± 15	± 15	4
AOZ8809ADI-05	Ultra-Low Capacitance TVS Diode Array	± 15	± 15	4
AOZ8829DI-03	Ultra-Low Capacitance TVS Diode Array	± 30	± 30	4
AOZ8839DI-03	Ultra-Low Capacitance TVS Diode Array	± 12	± 15	4
AOZ8839DI-05	Ultra-Low Capacitance TVS Diode Array	± 12	± 15	4
AOZ8844DT-05	Ultra-Low Capacitance TVS Diode Array	± 15	± 20	4
AOZ8903CI	Ultra-Low Capacitance TVS Diode Array	± 15	± 20	4
AOZ8904CIL	Ultra-Low Capacitance TVS Diode Array	± 24	± 24	4
AOZ8905CI	Ultra-Low Capacitance TVS Diode Array	± 8	± 15	4
AOZ8906CI	Ultra-Low Capacitance TVS Diode Array	± 15	± 20	4
AOZ8806DI-03	Ultra-Low Capacitance TVS Diode Array	± 15	± 15	6
AOZ8806DI-05	Ultra-Low Capacitance TVS Diode Array	± 15	± 15	6
AOZ8807DI-03	Ultra-Low Capacitance TVS Diode Array	± 15	± 15	6
AOZ8807DI-05	Ultra-Low Capacitance TVS Diode Array	± 15	± 15	6
AOZ8849DI-03	Ultra-Low Capacitance TVS Diode Array	± 12	± 15	8
AOZ8849DI-05	Ultra-Low Capacitance TVS Diode Array	± 12	± 15	8
AOZ8312DI	Ultra-Low Capacitance TVS Diode Array	± 30	± 30	12

Diode Arrays

Part Number	Description	IEC 61000-4-2 (ESD)		Protected Lines
		Contact (kV)	Air (kV)	
AOZ8131DI	Ultra-Low Capacitance Bidirectional Single Diode	± 24	± 24	1
AOZ8211DI-02	Low Capacitance Unidirectional Single Diode	± 30	± 30	1
AOZ8211DI-03	Low Capacitance Unidirectional Single Diode	± 30	± 30	1
AOZ8211DI-05	Low Capacitance Unidirectional Single Diode	± 28	± 28	1
AOZ8211DI-12	Low Capacitance Unidirectional Single Diode	± 28	± 28	1
AOZ8211DI-24	Low Capacitance Unidirectional Single Diode	± 18	± 15	1
AOZ8231ADI-02	Low Capacitance Bidirectional Single Diode	± 30	± 30	1
AOZ8231ADI-03	Low Capacitance Bidirectional Single Diode	± 30	± 30	1
AOZ8231ADI-05	Low Capacitance Bidirectional Single Diode	± 30	± 30	1
AOZ8231ADI-08	Low Capacitance Bidirectional Single Diode	± 30	± 30	1
AOZ8231ADI-12	Low Capacitance Bidirectional Single Diode	± 30	± 30	1
AOZ8231ADI-24	Low Capacitance Bidirectional Single Diode	± 15	± 18	1
AOZ8231BDI-08	Low Capacitance Bidirectional Single Diode	± 18	± 18	1

Reverse Working Voltage V_{RWM} Max (V)	Channel Input Capacitance		Channel Clamp Voltage ($I_{pp} = 5A$) V_{CL} Max. (V)	Package
	I/O - I/O Typ. (pF)	I/O - GND Typ. (pF)		
3.3	0.25	0.25	6.0	DFN 2.5x1.0A
5.5	0.9	1.0	11.0	DFN 1.6x1.6
5.5	0.7	1.3	2.4	SOT-23
5.0	0.3	0.6	16.5	DFN 1.6x1.0
5.0	0.3	0.3	12.0	DFN 1.2x1.1
5.5	0.9	1.0	11.0	SOT-23
5.5	0.9	1.0	12.0	DFN 1.6x1.6
5.0	0.3	0.6	16.5	DFN 2.5x1.0
3.3	0.3	0.6	5.0	DFN 2.5x1.0
5.0	0.3	0.6	6.0	DFN 2.5x1.0
3.3	0.2	0.45	5.0	DFN 2.5x1.0
5.0	0.2	0.45	6.0	DFN 2.5x1.0
3.3	0.2	0.45	4.0	DFN 2.5x1.0
5.0	0.2	0.45	5.0	DFN 2.5x1.0
3.3	0.25	0.6	3.0	DFN 2.5x1.0
3.3	0.15	0.3	—	DFN 2.5x1.0A
5.0	0.15	0.3	—	DFN 2.5x1.0A
5.0	0.25	0.5	6.5	DFN 1.3x0.8
5.5	0.25	0.5	4.5	SOT-23
5.5	0.9	1.25	14.0	SOT-23
5.0	0.35	0.7	22.0	SOT-23
5.5	0.35	0.5	4.0	SOT-23
3.3	0.3	0.6	16.5	DFN 3.3x1.3
5.0	0.3	0.6	16.5	DFN 3.3x1.3
3.3	0.2	0.45	10.0	DFN 3.3x1.3
5.0	0.2	0.45	11.0	DFN 3.3x1.3
3.3	0.12	0.12	—	DFN 5.5x1.5
5.0	0.12	0.12	—	DFN 5.5x1.5
2.5	1.2	2.3	5.0	DFN 3.5x2.5

Reverse Working Voltage V_{RWM} Max (V)	Channel Input Capacitance I/O - GND Typ. (pF)	Channel Clamp Voltage ($I_{pp} = 15A$) V_{CL} Max. (V)	Package
5.0	1.25	20.0	DFN 1.0x0.6
2.5	11.0	9.5	DFN 1.0x0.6
3.3	11.0	10.0	DFN 1.0x0.6
5.0	16.0	10.0	DFN 1.0x0.6
12.0	30.0	21.0	DFN 1.0x0.6
24.0	20.0	37.0	DFN 1.0x0.6
2.5	5.5	13.0	DFN 1.0x0.6
3.3	5.5	14.0	DFN 1.0x0.6
5.0	13.0	16.0	DFN 1.0x0.6
8.0	23.0	23.0	DFN 1.0x0.6
12.0	13.0	27.0	DFN 1.0x0.6
24.0	12.0	39.0	DFN 1.0x0.6
8.0	45.0	18.0	DFN 1.0x0.6

Diode Arrays (Continued)

Part Number	Description	IEC 61000-4-2 (ESD)		Protected Lines
		Contact (kV)	Air (kV)	
AOZ8251ADI-03	Bidirectional TVS Diode	± 20	± 20	1
AOZ8251ADI-05	Bidirectional TVS Diode	± 20	± 20	1
AOZ8251BDI-05	Bidirectional TVS Diode	± 20	± 20	1
AOZ8251BDI-12	Bidirectional TVS Diode	± 20	± 20	1
AOZ8251BDI-16	Bidirectional TVS Diode	± 15	± 15	1
AOZ8811DI	Ultra-Low Capacitance Single Diode	± 8	± 15	1
AOZ8811DT-03	Ultra-Low Capacitance Single Diode	± 20	± 20	1
AOZ8821DI-05	Ultra-Low Capacitance Single Diode	± 15	± 15	1
AOZ8821DT-03	Ultra-Low Capacitance Single Diode	± 20	± 20	1
AOZ8831ADI-05	Ultra-Low Capacitance TVS Diode	± 25	—	1
AOZ8831DI-05	Ultra-Low Capacitance Bidirectional Single Diode	± 15	± 15	1
AOZ8831DT-03	Ultra-Low Capacitance Bidirectional Single Diode	± 20	± 20	1
AOZ8831DT-05	Ultra-Low Capacitance Bidirectional Single Diode	± 20	± 20	1
AOZ8831DT-24	Ultra-Low Capacitance Bidirectional Single Diode	± 15	± 13	1
AOZ8841DI-05	Ultra-Low Capacitance Bidirectional Single Diode	± 25	± 15	1
AOZ8851ADI-03	Ultra-Low Capacitance Bidirectional Single Diode	± 20	± 20	1
AOZ8851ADI-05	Ultra-Low Capacitance Bidirectional Single Diode	± 20	± 20	1
AOZ8851ADI-07	Ultra-Low Capacitance Bidirectional Single Diode	± 20	± 20	1
AOZ8851ADI-18	Ultra-Low Capacitance Bidirectional Single Diode	± 8	± 15	1
AOZ8851ADI-20	Ultra-Low Capacitance Bidirectional Single Diode	± 8	± 15	1
AOZ8851ADI-24	Ultra-Low Capacitance Bidirectional Single Diode	± 8	± 15	1
AOZ8650BDT-03	Ultra-Low Capacitance Bidirectional Single Diode	± 30	± 30	1
AOZ8651BDT-03	Ultra-Low Capacitance Bidirectional Single Diode	± 30	± 30	1
AOZ8651BDT-05	Ultra-Low Capacitance Bidirectional Single Diode	± 30	± 30	1
AOZ8671BDT-03	Ultra-Low Capacitance Bidirectional Single Diode	± 30	± 30	1
AOZ8671BDT-05	Ultra-Low Capacitance Bidirectional Single Diode	± 30	± 30	1
AOZ8212ACI-05	Low Capacitance Bidirectional Diode Arrays	± 15	± 15	2
AOZ8212BCI-12	Low Capacitance Bidirectional Diode Arrays	± 30	± 30	2
AOZ8212BCI-24	Low Capacitance Bidirectional Diode Arrays	± 15	± 18	2
AOZ8222DI-05	TVS Diode	± 20	± 20	2
AOZ8822DI-05	Low Capacitance Diode	± 15	± 15	2
AOZ8832DI-05	Low Capacitance Bidirectional Diode	± 12	± 12	2
AOZ8204DI	Low Capacitance Diode Arrays	± 30	± 30	4
AOZ8224CI-05	Low Capacitance Bidirectional Diode Arrays	± 30	± 30	4
AOZ8234DI	Low Capacitance Diode Array	± 18	± 18	4
AOZ8858DI-03	Ultra-Low Capacitance Diode Array	± 30	± 30	4
AOZ8235DI	Low Capacitance Diode Array	± 18	± 18	5
AOZ8236DI-05	TVS Diode Array	± 30	± 30	5
AOZ8206DI	Low Capacitance Diode Arrays	± 20	± 20	6
AOZ8208DI	Low Capacitance Diode Arrays	± 28	± 28	8

Reverse Working Voltage V_{RWM} Max (V)	Channel Input Capacitance I/O - GND Typ. (pF)	Channel Clamp Voltage ($I_{pp} = 15A$) V_{CL} Max. (V)	Package
3.3	10.0	16.0	DFN 0.6x0.3
5.0	10.0	17.0	DFN 0.6x0.3
5.0	5.0	16.5	DFN 0.62x0.32
12.0	4.5	25.0	DFN 0.62x0.32
16.0	3.0	28.0	DFN 0.62x0.32
5.0	0.50	23.0	DFN 1.0x0.6
3.6	—	—	DFN 1.0x0.6
5.0	0.65	15.0	DFN 1.0x0.6
3.6	—	—	DFN 1.0x0.6
5.0	0.3	19.0	DFN 1.6x1.0
5.0	0.35	23.0	DFN 1.0x0.6
3.6	0.22	15.0	DFN 1.0x0.6
5.0	0.22	15.0	DFN 1.0x0.6
24.0	0.35	48.0	DFN 1.0x0.6
5.0	0.30	19.5	DFN 1.0x0.6
3.3	0.22	16.0	DFN 0.62x0.32
5.0	0.22	17.0	DFN 0.62x0.32
7.0	0.22	17.0	DFN 0.62x0.32
18.0	0.4	—	DFN 0.62x0.32
20.0	0.4	—	DFN 0.62x0.32
24.0	0.4	—	DFN 0.62x0.32
3.3	0.75	6.0	DFN 0.6x0.3A
3.3	0.5	7.5	DFN 0.6x0.3A
5.0	0.5	7.5	DFN 0.6x0.3A
3.3	1.0	8.0	DFN 0.6x0.3A
5.0	1.0	8.0	DFN 0.6x0.3A
5.0	11.0	16.0	SOT-23
12.0	10.0	24.0	SOT-23
24.0	11.0	40.0	SOT-23
5.0	15.0	10.0	DFN 1.0x0.6
5.0	0.55	17.0	DFN 1.0x0.6
5.0	0.4	19.5	DFN 1.0x0.6
5.0	17.0	7.0	DFN 1.6x1.6
5.0	13.0	18.0	SOT-23
5.0	13.5	12.0	DFN 1.45x1.0
3.3	0.25	10.0	DFN 1.45x1.0
5.0	13.5	12.0	DFN 1.45x1.0
5.0	—	13.5	DFN 1.6x1.6
5.0	17.0	9.0	DFN 1.6x1.6
5.0	17.0	9.0	DFN 1.8x1.2

MOSFETs, IGBTs AND IPMs

AOS pioneered the fab-lite model in the Trench Power MOSFET field, developing leading-edge products that are exclusively manufactured in state-of-the-art 8-inch fabs. Advanced proprietary silicon and packaging processes are designed in AOS' U.S.

Low Voltage MOSFETs

Part Number	Package	Configuration	Polarity	ESD Diode	Schottky Diode	V _{DS} (V)	V _{GS} (±V)
AlphaDFN™ 0.97x0.97							
AOC2421	MCSP 0.97x0.97A	Single	P	Yes	No	-8	5
AOC2874	MCSP 0.97x0.97B	Common Drain	N	Yes	No	20	12
AlphaDFN™ 1.5x1.5/1.57x1.57							
AOC2804B	MCSP 1.5x1.5	Common Drain	N	Yes	No	20	12
AlphaDFN™ 1.79x1.18							
AOCA24108E NEW	MCSP 1.79x1.18	Common Drain	N	Yes	No	12	8
AlphaDFN™ 1.9x1.6							
AOCA24106E NEW	MCSP 1.9x1.6	Common Drain	N	Yes	No	12	8
AlphaDFN™ 2.7x1.81							
AOC3868	MCSP 2.7x1.81A	Common Drain	N	Yes	No	12	8
AlphaDFN™ 3.4x1.96							
AOCA36102E	MCSP 3.4x1.96	Common Drain	N	Yes	No	12	8
AlphaDFN™ 3.01x1.52							
AOC3870A	MCSP 3.01x1.52A	Common Drain	N	Yes	No	12	8
AlphaDFN™ 3.05x1.77							
AOC3860A	MCSP 3.05x1.77A	Common Drain	N	Yes	No	12	8
AlphaDFN™ 3.55x1.77							
AOC3862	MCSP 3.55x1.77	Common Drain	N	Yes	No	12	8
AOC3878	MCSP 3.55x1.77	Common Drain	N	Yes	No	12	8
SC-70							
AO7400	SC-70-3	Single	N	No	No	30	12
AO7410	SC-70-3	Single	N	No	No	30	12
AO7412	SC-70-6	Single	N	No	No	30	12
AO7408	SC-70-6	Single	N	No	No	20	8
AO7414	SC-70-6	Single	N	No	No	20	8
AO7407	SC-70-3	Single	P	No	No	-20	8
AO7411	SC-70-6	Single	P	No	No	-20	8
AO7413	SC-70-3	Single	P	Yes	No	-20	12
AO7415	SC-70-6	Single	P	Yes	No	-20	12
AO7417	SC-70-6	Single	P	No	No	-20	8
AO7401	SC-70-3	Single	P	No	No	-30	12
AO7405	SC-70-6	Single	P	No	No	-30	12
AO7800	SC-70-6	Dual	N	Yes	No	20	8
SC-89							
AO5401E	SC-89-3	Single	P	Yes	No	-20	8
AO5803E	SC-89-6	Dual	P	Yes	No	-20	8
AO5600E	SC-89-6	Complementary	N	Yes	No	20	8
AO5600E	SC-89-6	Complementary	P	Yes	No	-20	8

1. Not recommended for new designs. Please contact your local sales office for a replacement part, if any.
 2. On-resistance Static Source-Source, otherwise Static Drain-Source.

headquarters and are then produced with its very efficient manufacturing model. Our product portfolio covers 6V to 1000V MOSFETs; 600V, 650V, 700V, 1200V, and 1350V IGBTs and 600V 3-phase motor drives IPMs.

I _D (A) 25°C	P _D (W) 25°C	R _{DS(ON)} (mΩ max) at V _{GS} =				V _{GS(th)} (max V)	C _{iss} (pF)	C _{oss} (pF)	C _{rss} (pF)	Q _g (nC)	Q _{gd} (nC)	T _{rr} (ns)	Q _{rr} (nC)
		10V	4.5V	2.5V	1.8V								
-2.5	0.6			60	72	-0.7	752	178	104	7.5	1	12	4
4.5	1.1		48	72		1.3				11.5			
6	1.3		34 ⁽²⁾	56 ⁽²⁾		1.3				9.5			
14	2.2		7.5	11		1.1				15			
20	2.7		5.6	8.5		1.1				18			
20	2.5		5	7		1.1				35			
20	2.5		5	7		1.1				35			
22	2.3		3.7	5.6		1.1				32			
25	2.5		3.5	5		1.0				44			
27	2.5		3.0	4.4		1.2				46			
35	3.1		2	3.3		1.1				60			
1.7	0.35	55	65	85		1.5	235	35	18	4.7	1.6	8.5	2.6
1.7	0.35	55	65	85		1.5	235	35	18	4.7	1.6	8.5	2.6
1.7	0.35	55	65	85		1.5	235	35	18	4.7	1.6	8.5	2.6
2	0.35		62	75	85	1	260	48	27	2.9 [†]	0.6	14	3.8
2	0.35		62	70	85	1	260	48	27	2.9	0.6	14	3.4
-1.2	0.63		135	170	220	-1	560	80	70	8.5 [†]	2.1	37	27
-1.8	0.63		120	150	200	-1	560	80	70	8.5	2.1	37	27
-1.4	0.35	113	135	180		-1.2	325	63	37	3.2	0.9	6.1	1.4
-2	0.63	100	125	170		-1.2	325	63	37	3.2	0.9	6.1	1.4
-1.9	0.57		80	100	125	-1	560	80	70	8.5	2.1	37	27
-1.4	0.35	115	140	200		-1.4	260	37	20	2.8	1	11.5	4.5
-1.4	0.35	115	140	200		-1.4	260	37	20	2.8	1	11.5	4.5
0.9	0.3		300	350	450	0.9	101	17	14	1.57	0.36	6.7	1.6
-0.5	0.38		800	1000	1300	-0.9	72	17	9			27	8.3
-0.6	0.4		800	1000	1250	-0.9	72	17	9			27	8.3
0.6	0.38		650	750	950	1	35	8	6	0.63	0.16	8	2
-0.5	0.38		800	1000	1300	-1	72	17	9			27	8.3

* R_{DS(ON)} measured at V_{GS} other than 10V, 4.5V or 1.8V.
[†] Q_g measured with V_{GS} = 10V. In all other cases V_{GS} = 4.5V.

Low Voltage MOSFETs (Continued)

Part Number	Package	Configuration	Polarity	ESD Diode	Schottky Diode	V _{DS} (V)	V _{GS} (±V)
SOT-23							
AO3400	SOT-23-3	Single	N	No	No	30	12
AO3400A	SOT-23-3	Single	N	No	No	30	12
AO3402	SOT-23-3	Single	N	No	No	30	12
AO3404A	SOT-23-3	Single	N	No	No	30	20
AO3406	SOT-23-3	Single	N	No	No	30	20
AO3418	SOT-23-3	Single	N	No	No	30	12
AO3424	SOT-23-3	Single	N	No	No	30	12
AO3434A	SOT-23-3	Single	N	Yes	No	30	12
AO3414	SOT-23-3	Single	N	No	No	20	8
AO3416	SOT-23-3	Single	N	Yes	No	20	8
AO3420	SOT-23-3	Single	N	No	No	20	12
AO3413	SOT-23-3	Single	P	No	No	-20	8
AO3415	SOT-23-3	Single	P	Yes	No	-20	8
AO3415A	SOT-23-3	Single	P	Yes	No	-20	8
AO3419	SOT-23-3	Single	P	Yes	No	-20	12
AO3423	SOT-23-3	Single	P	Yes	No	-20	12
AO3435	SOT-23-3	Single	P	No	No	-20	8
AO3401	SOT-23-3	Single	P	No	No	-30	12
AO3401A	SOT-23-3	Single	P	No	No	-30	12
AO3403	SOT-23-3	Single	P	No	No	-30	12
AO3407	SOT-23-3	Single	P	No	No	-30	20
AO3407A	SOT-23-3	Single	P	No	No	-30	20
AO3409	SOT-23-3	Single	P	No	No	-30	20
AO3421	SOT-23-3	Single	P	No	No	-30	20
AO3421E	SOT-23-3	Single	P	Yes	No	-30	20
AO3451	SOT-23-3	Single	P	No	No	-30	12
AO3452	SOT-23-3	Single	N	No	No	30	12
AO3453	SOT23-3	Single	P	No	No	-30	12
AO3454	SOT23-3	Single	N	No	No	30	20
AO3456	SOT23-3	Single	N	No	No	30	20
AO3457	SOT23-3	Single	P	No	No	30	20
AO3459	SOT23-3	Single	P	No	No	-30	20
AO3493	SOT23-3	Single	P	No	No	-20	8
AO3494	SOT23-3	Single	N	No	No	20	8
AO3495	SOT23-3	Single	P	Yes	No	-20	8
AO3498	SOT23-3	Single	N	No	No	30	12
AO3499	SOT23-3	Single	P	Yes	No	-20	12
TSOP-6							
AO6400	TSOP-6	Single	N	No	No	30	12
AO6402A	TSOP-6	Single	N	No	No	30	20
AO6424	TSOP-6	Single	N	No	No	30	20
AO6424A	TSOP-6	Single	N	No	No	30	20
AO6432	TSOP-6	Single	N	No	No	30	20
AO6404	TSOP-6	Single	N	No	No	20	12

1. Not recommended for new designs. Please contact your local sales office for a replacement part, if any.
2. On-resistance Static Source-Source, otherwise Static Drain-Source.

I _D (A)	P _D (W)	R _{DS(ON)} (mΩ max) at V _{GS} =				V _{GS(th)} (max V)	C _{iss} (pF)	C _{oss} (pF)	C _{rss} (pF)	Q _g (nC)	Q _{gd} (nC)	T _{rr} (ns)	Q _{rr} (nC)
		10V	4.5V	2.5V	1.8V								
5.8	1.4	28	33	52		1.45	630	75	50	6	1.8	8.5	2.6
5.7	1.4	26.5	32	48		1.45	630	75	50	6	1.8	8.5	2.6
4	1.4	52	65	85		1.5	235	35	18	4.7	1.6	8.5	2.6
5.8	1.4	25	35			2.6	373	67	41	3.3	1.7	10.5	4.5
3.6	1.4	50	70			2.5	170	35	23	2	1	7.5	2.5
3.8	1.4	55	65	85		1.5	235	35	18	4.7	1.6	8.5	2.6
3.8	1.4	55	65	85		1.5	235	35	18	4.7	1.6	8.5	2.6
4	1.4	52	60	78		1.5	245	35	20	2.6	1	6.5	7.5
3	1.4		62	70	85	1	260	48	27	2.9	0.6	14	3.8
6.5	1.4		22	26	34	1.1	1295	160	87	10	2.6	31	6.8
6	1.4	24	27	42	55	1.1	525	95	75	6	2	14	6
-3	1.4		80	100	130	-1	560	80	70	8.5	2.1	37	27
-4	1.5		41	53	65	-0.9	751	115	80	9.3	2.2	26	51
-5	1.5		41	53	65	-0.9	751	115	80	9.3	2.2	26	51
-3.5	1.4	85	102	140		-1.2	325	63	37	3.1	1.1	11	4.3
-2	1.4	92	118	166		-1.2	325	63	37	3.2	0.9	6.1	1.4
-2.9	1		70	90	110	-1	510	70	52	5.6	1.8	17	4
-4	1.4	50	60	85		-1.3	645	80	55	7	2.5	11	3.5
-4	1.4	50	60	85		-1.3	645	80	55	7	2.5	11	3.5
-2.6	1.4	115	150	200		-1.4	260	37	20	2.8	1	11.5	4.5
-4.1	1.4	52	87			2.4	520	100	65	4.6	2.2	11	5.3
-4.3	1.4	48	78			-2.4	520	100	65	4.6	2.2	11	5.3
-2.6	1.4	110	180			-2.4	197	42	26	2.2	1.1	11.3	4.4
-2.6	1.4	110	180			-2.4	197	42	26	2.2	1.1	11.3	4.4
-3	1.4	95	160			-2.5	215	46.5	27.5	2.2	1.2	9	16
-4	1.4	50	60	85		-1.3	645	80	55	7	2.5	11	3.5
4	1.4	52	65	85		1.5	235	35	18	5	1.6	8.5	2.6
-2.6	1.4	115	150	200		-1.4	260	37	20	3	1	11.5	4.5
5.8	1.4	25	35			2.6	373	67	41	3.3	1.7	10.5	4.5
3.6	1.4	50	70			2.5	200	35	23	2	1	7.5	2.5
-4.3	1.4	48	78			-2.4	520	100	65	4.6	2.2	11	5.3
-2.6	1.4	110	180			-2.4	197	42	26	2.2	1.1	11.3	4.4
-3	1.4		80	100	130	-1	500	70	50	8.5	2.1	37	27
3	1.4		62	70	85	1	260	48	27	3	0.6	14	3.8
-5	1.5		41	53	65	-0.9	751	115	80	9.3	2.2	26	51
3.8	1.4	55	65	85		1.5	235	35	18	5	1.6	8.5	2.6
-3.5	1.4	85	102	140		-1.2	325	63	37	3	1.1	11	4.3
6.9	2	28	33	52		1.45	630	75	50	6	1.8	8.5	2.6
7.5	2	24	35			2.6	373	67	41	3.5	1.7	10.5	4.5
5	1.25	31	43			2.4	255	45	35	2.55	1.3	8.5	2.2
6.5	2.5	35	48			2.4	270	50	35	3.2	1.75	10	2.3
7.5	2	24	35			2.6	373	67	41	3.5	1.7	10.5	4.5
8.6	2	17	18	24	33	1	1810	232	200	17.9	4.7	22	9.8

* R_{DS(ON)} measured at V_{GS} other than 10V, 4.5V or 1.8V.
† Q_g measured with V_{GS} = 10V. In all other cases V_{GS} = 4.5V.

Low Voltage MOSFETs (Continued)

Part Number	Package	Configuration	Polarity	ESD Diode	Schottky Diode	V _{DS} (V)	V _{GS} (±V)
AO6409	TSOP-6	Single	P	Yes	No	-20	8
AO6409A	TSOP-6	Single	P	Yes	No	-20	8
AO6415	TSOP-6	Single	P	Yes	No	-20	12
AO6401	TSOP-6	Single	P	No	No	-30	12
AO6401A	TSOP-6	Single	P	No	No	-30	12
AO6405	TSOP-6	Single	P	No	No	-30	20
AO6800	TSOP-6	Dual	N	No	No	30	12
AO6802	TSOP-6	Dual	N	No	No	30	20
AO6804A	TSOP-6	Dual	N	yes	No	20	12
AO6808	TSOP-6	Common Drain	N	Yes	No	20	12
AO6601	TSOP-6	Complementary	N	No	No	30	12
AO6601	TSOP-6	Complementary	P	No	No	-30	12
AO6602G	New	TSOP-6	Complementary	N	No	30	20
AO6602G	New	TSOP-6	Complementary	P	No	-30	20
AO6604	TSOP-6	Complementary	N	No	No	20	8
AO6604	TSOP-6	Complementary	P	No	No	-20	8
AO6608	TSOP-6	Complementary	N	No	No	30	12
AO6608	TSOP-6	Complementary	P	No	No	-20	8
TSSOP-8							
AO8808A	TSSOP-8	Dual	N	Yes	No	20	12
AO8801A	TSSOP-8	Dual	P	Yes	No	-20	8
AO8810	TSSOP-8	Common Drain	N	Yes	No	20	8
AO8814	TSSOP-8	Common Drain	N	Yes	No	20	12
AO8820	TSSOP-8	Common Drain	N	Yes	No	20	12
AO8822	TSSOP-8	Common Drain	N	Yes	No	20	12
DFN 1.6x0.6							
AON1605	DFN 1.6x0.6	Single	P	Yes	No	-20	8
AON1606	DFN 1.6x0.6	Single	N	Yes	No	20	8
DFN 1.6x1.6							
AON1634	DFN 1.6x1.6A	Single	N	Yes	No	30	12
DFN 2x2							
AON2410	DFN 2x2	Single	N	No	No	30	12
AON2420	DFN 2x2	Single	N	No	No	30	20
AON2802	DFN 2x2	Dual	N	Yes	No	30	12
AON2810	DFN 2x2	Dual	N	Yes	No	30	12
AON2812	DFN 2x2	Dual	N	Yes	No	30	12
AON2409	DFN 2x2	Single	P	No	No	-30	20
AON2408	DFN 2x2	Single	N	No	No	20	12
AON2405	DFN 2x2	Single	P	No	No	-20	8
AON2406	DFN 2x2	Single	N	No	No	20	8
AON2801	DFN 2x2	Dual	P	No	No	-20	8
AON2803	DFN 2x2	Dual	P	No	No	-20	8
AON2403	DFN 2x2	Single	P	No	No	-12	8
AON2411	DFN 2x2	Single	P	Yes	No	-12	8

1. Not recommended for new designs. Please contact your local sales office for a replacement part, if any.
2. On-resistance Static Source-Source, otherwise Static Drain-Source.

I _D (A)	P _D (W)	R _{DS(ON)} (mΩ max) at V _{GS} =				V _{GS(th)} (max V)	C _{iss} (pF)	C _{oss} (pF)	C _{rss} (pF)	Q _g (nC)	Q _{gd} (nC)	T _{rr} (ns)	Q _{rr} (nC)
		10V	4.5V	2.5V	1.8V								
-5.5	2.1		41	53	65	-0.9	751	115	80	9.3	2.2	26	51
-5.5	2.1		41	53	65	-0.9	751	115	80	9.3	2.2	26	51
-3.3	1.25	82	100	140		-1.2	325	63	37	3.2	0.9	6.1	1.4
-5	2	47	64	85		-1.3	645	80	55	7	2.5	11	3.5
-5	2	47	64	85		-1.3	645	80	55	7	2.5	11	3.5
-5	2	52	87			-2.4	520	100	65	4.6	2.2	11	5.3
3.4	1.15	60	70	90		1.5	235	35	18	4.7	1.6	8.5	2.55
3.5	1.15	50	70			2.5	170	35	23	2	1	7.5	2.5
5	1.3		28	39		1	580	95	70	5.8	2.4	32	
4.6	0.8		19	23		1	620	125	64	7.7	2.7	25	9
3.4	1.15	60	70	90		1.5	235	35	18	4.7	1.6	8.5	2.55
-2.3	1.15	115	150	200		-1.4	260	37	20	2.8	1	11.5	4.5
3.5	1.15	50	70			2.5	170	35	23	2	1	7.5	2.5
-2.7	1.15	100	170			-2.4	197	42	26	2.2	1.1	11.3	4.4
3.4	1.1		65	75	100	1	260	48	27	2.9	0.6	14	3.8
-2.5	1.1		75	95	115	-1	560	80	70	8.5	2.1	37	27
3.4	1.25	60	70	90		1.5	235	35	18	3	0.8	6	12
-3.3	1.25		75	105	135	-1	510	70	50	6	1.8	16	4
8	1.4	14	15	20	28	1	1160	232	146	16	3.8	20.2	8
-4.5	1.5		42	54	68	-0.9	751	115	80	9.3	22	26	51
7	1.5		20	23	28	1.1	1295	160	97	10	2.6	31	6.8
7.5	1.5	16	18	24	34	1	1390	190	150	15.4	4	15	5.1
7	1.5	21	24	32	50	1.1	500	100	52	6	1	9	10
7	1.5	18	22	27		1	650	140	60	6.7	3	10	11
0.7	0.9		710	930	1250	-1.1	50	12	7.5	0.75	0.2		
0.7	0.9		275	335	390	1	62.5	12.5	9	0.85	0.25		
4	1.8	54	62	82		1.5	245	35	20	2.6	1	6.5	7.5
8	2.8		21	28		1.5	813	98	56	8	2.6	10	2.4
8	2.8	11.7	17.5			2.2	552	227	28	4.3	1.7	13.2	3.2
2	2.1	60	68	88		1.5	245	35	20	2.6	1	2	3
2	2.5	44	52	74		1.4	235	75	15	2.2	0.7	7.2	1.3
4.5	2.5	37	45	70		1.4	235	75	15	2.2	0.7	7.2	1.3
-8	2.8	32	53			-2.3	530	114	75	6	3	12.2	25.4
8	2.8		14.5	19		1.2	782	158	98	7	2.4	11	2.7
-8	2.8		32	41	56	-0.9	1025	167	119	13	3.4	15	4
8	2.8		12.5	15	19	1	1140	165	110	12.5	2.7	11	3
-3	1.1		120	160	200	-1	540	90	63	5	1	21	9.1
-3.8	1.5		70	90	115	-1	560	80	70	8.5	2.1	37	27
-8	2.8		21	28	40	-0.9	1370	350	258	12.7	3.4	20.7	5.2
-20	5		8	11.6	17.5	-0.9	2180	675	425	20	5.5	28	13

* R_{DS(ON)} measured at V_{GS} other than 10V, 4.5V or 1.8V.
† Q_g measured with V_{GS} = 10V. In all other cases V_{GS} = 4.5V.

Low Voltage MOSFETs (Continued)

Part Number	Package	Configuration	Polarity	ESD Diode	Schottky Diode	V _{DS} (V)	V _{GS} (±V)
DFN 2x5							
AON5802BG	DFN 2x5	Common Drain	N	Yes	No	30	12
AON5816	DFN 2x5	Common Drain	N	Yes	No	20	12
AON5820	DFN 2x5	Common Drain	N	Yes	No	20	12
DFN 3x2							
AON4420L	DFN 3x2	Single	N	No	No	30	20
AON4407	DFN 3x2	Single	P	Yes	No	-12	8
AON4703	DFN 3x2	Single	P	No	Yes	-20	8
AON4421	DFN 3x2	Single	P	No	No	-30	20
AON4803	DFN 3x2	Dual	P	No	No	-20	8
AON4805L	DFN 3x2	Dual	P	No	No	-20	8
AON4605	DFN 3x2	Complementary	N	No	No	30	20
AON4605	DFN 3x2	Complementary	P	No	No	-30	20
DFN 3x3							
AON3414	DFN 3x3	Single	N	Yes	No	30	20
AON3419	DFN 3x3	Single	P	No	No	-30	20
AON3611	DFN 3x3	Complementary	N	No	No	30	20
AON3611	DFN 3x3	Complementary	P	No	No	-30	20
AON7380	DFN 3x3	Single	N	No	No	30	20
AON7400A	DFN 3x3	Single	N	No	No	30	20
AON7406	DFN 3x3	Single	N	No	No	30	20
AON7408	DFN 3x3	Single	N	No	No	30	20
AON7410	DFN 3x3	Single	N	No	No	30	20
AON7414	DFN 3x3	Single	N	No	No	30	20
AON7422G	DFN 3x3	Single	N	Yes	No	30	20
AON7430	DFN 3x3	Single	N	No	No	30	20
AON7466	DFN 3x3	Single	N	No	No	30	25
AON7502	DFN 3x3	Single	N	No	No	30	25
AON7506	DFN 3x3	Single	N	No	No	30	20
AON7522E	DFN 3x3	Single	N	No	No	30	20
AON7524	DFN 3x3	Single	N	Yes	No	30	12
AON7530	DFN 3x3	Single	N	No	No	30	20
AON7534	DFN 3x3	Single	N	No	No	30	20
AON7538	DFN 3x3	Single	N	No	No	30	20
AON7544	DFN 3x3	Single	N	No	No	30	20
AON7566	DFN 3x3	Single	N	Yes	No	30	20
AON7611	DFN 3x3	Complementary	N	No	No	30	20
AON7611	DFN 3x3	Complementary	P	No	No	-30	20
AON7752	DFN 3x3	Single	N	No	Yes	30	20
AON7934	DFN 3x3	Asymmetric	N	No	No	30	20
AON7934	DFN 3x3	Asymmetric	P	No	No	30	20
AON3818	DFN 3x3	Common Drain	N	Yes	No	24	12
AON3820	DFN 3x3	Common Drain	N	Yes	No	24	12
AON3814	DFN 3x3	Common Drain	N	Yes	No	20	12
AON3816	DFN 3x3	Common Drain	N	Yes	No	20	12

1. Not recommended for new designs. Please contact your local sales office for a replacement part, if any.
2. On-resistance Static Source-Source, otherwise Static Drain-Source.

I _D (A)	P _D (W)	R _{DS(ON)} (mΩ max) at V _{GS} =				V _{GS(th)} (max V)	C _{iss} (pF)	C _{oss} (pF)	C _{rss} (pF)	Q _g (nC)	Q _{gd} (nC)	T _{rr} (ns)	Q _{rr} (nC)
		10V	4.5V	2.5V	1.8V								
11	3.1		6.5	8.5		1.5	1050	90	65	10.5	4	8	10
12	1.7		17	23		1.3	2170	330	270	22	6	23	45
10	1.7		9.5	13		1	1255	200	168	12.5	6.5	11	15
10	1.6	19	25			2.5	550	110	55	4.6	2.2	11	13
-9	2.5		20	25	31	-0.85	1740	334	200	19	5.3	22	17
-3.4	1.7		90	120	160	-1	540	80	49	6.1	1.6	37	27
-8	2.5	26	34			-1.8	930	170	120	8.6	3.4	18	32
-3.4	1.7		90	120	165	-1	540	80	49	6.1	1.6	21	7.5
-4.5	2		65	85	115	-1	560	80	70	8.5	2.1	37	27
4.3	1.9	65	115			3	238	35	30	3.1	1.6	7.5	2.5
-3.4	1.9	110	180			-3	290	42	44	3	1.6	11.3	4.4
10.5	3.1	17	23			2.4	690	105	80	7.5	3	7.5	11.5
-10	3.1	19	32			-2.5	1040	180	125	9.6	4.5	11.5	25
5	2.1	50	70			2.5	170	35	23	2	1	7.5	2.5
-6	2.5	38	62			-2.4	520	100	65	4.6	2.2	11	5.3
24	24	6.8	10.5			2.2	825	335	40	6.2	2.6	11	17
40	25	7.5	10.5			2.5	1150	180	105	9.5	5	8.7	13.5
25	15.5	17	23			2.4	740	110	82	7.5	3	8	18
18	11	20	32			2.6	373	67	41	7.1	1.6	10.5	4.5
24	20	20	26			2.5	550	110	55	4.6	2.2	9	15
20	15.5	15	20			2.2	595	98	70	6.8	3.6	9	15
32	28	4.6	7.2			2.4	2300	240	210	20	12	11	15
34	23	12	16			2.5	760	125	70	6.6	3	7	8
30	25	7.5	10.5			2.5	1150	180	105	4.6	5	8.7	13.5
30	31	4.7	7.6*			3	1022	574	63	6.2	3.5	15.3	20
12	20.5	9.8	15.8			2.3	542	233	31	4.3	1.7	9.7	11.5
34	31	4	6.8			2.2	1540	485	448	19.7	15	15.2	22.2
28	32	3.3	4	5.8		1.2	2250	800	65	16	5.2	16	23
30	24	4.7	7.2			2.2	1320	530	70	8.8	4	13.5	20.6
30	23	5	8.5			2.2	1037	441	61	6.8	3.6	12.7	17.2
30	24	5.1	8.2			2.2	1128	435	59	7.4	2.3	13.3	25
30	23	5	8.5			2.2	951	373	62	7.5	3.2	10.2	13.6
34	30	3.7	5.2			2.4	3020	330	280	28	17.5	12	20
9	7	50	70			2.5	170	35	23	2	1	7.5	2.5
-18.5	20.8	38	62			-2.4	520	100	65	4.6	2.2	11	5.3
16	20	8.2	14.5			2.5	605	275	36.5	5.5	2.6	11.5	12.5
16	23	10.2	15.8			2.2	485	235	32	3.9	2.1	9.9	12.9
18	25	7.7	11.6			2.2	807	314	40	6	3	11.3	15
8	2.7		13.5	21		1.2	840	210	205	9.5	4.5	1.7	5.2
8	2		8.9	11.8		1.3	1325	250	220	12.5†	6		
6	2.5		17	24		1.1	920	155	75	11	3.2	7.9	4.4
4	2.5		22	28		1.1	920	155	75	11	3.2	7.9	4.4

* R_{DS(ON)} measured at V_{GS} other than 10V, 4.5V or 1.8V.
† Q_g measured with V_{GS} = 10V. In all other cases V_{GS} = 4.5V.

Low Voltage MOSFETs (Continued)

Part Number	Package	Configuration	Polarity	ESD Diode	Schottky Diode	V _{DS} (V)	V _{GS} (±V)
AON3402	DFN 3x3	Single	N	Yes	No	20	12
AON7404G	DFN 3x3	Single	N	No	No	20	12
AON7407	DFN 3x3	Single	P	No	No	-20	8
AONR21307	DFN 3x3	Single	P	No	No	-30	25
AONR21321	DFN 3x3	Single	P	No	No	-30	25
AONR21357	DFN 3x3	Single	N	No	No	-30	25
AONR32314	DFN 3x3	Single	N	No	No	30	20
AONR36366	DFN 3x3	Single	N	No	No	30	20
AONR36368	DFN 3x3	Single	N	No	No	30	20
AONR66406	DFN 3x3	Single	N	No	No	40	20
DFN 3.3x3.3							
AON7318	DFN 3.3x3.3	Single	N	No	No	30	20
AON7428	DFN 3.3x3.3	Single	N	No	No	30	20
AON7442	DFN 3.3x3.3	Single	N	No	No	30	20
AON7510	DFN 3.3x3.3	Single	N	No	No	30	20
AON7520	DFN 3.3x3.3	Single	N	Yes	No	30	12
AON7528	DFN 3.3x3.3	Single	N	Yes	No	30	20
AON7421	DFN 3.3x3.3	Single	P	No	No	-20	12
AON7405	DFN 3.3x3.3	Single	P	No	No	-30	25
DFN 3.3x3.3 (XSPairFET™)							
AONE36132	DFN 3.3x3.3	Asymmetric	N	No	No	25	12
AONE36132	DFN 3.3x3.3	Asymmetric	N	No	No	25	12
DFN 5x6							
AON6204	DFN 5x6	Single	N	No	No	30	20
AON6312	DFN 5x6	Single	N	No	No	30	20
AON6314	DFN 5x6	Single	N	No	No	30	30
AON6354	DFN 5x6	Single	N	No	No	30	20
AON6358	DFN 5x6	Single	N	No	No	30	20
AON6362	DFN 5x6	Single	N	No	No	30	20
AON6366E	DFN 5x6	Single	N	Yes	No	30	20
AON6368	DFN 5x6	Single	N	No	No	30	20
AON6380	DFN 5x6	Single	N	No	No	30	20
AON6382	DFN 5x6	Single	N	No	No	30	20
AON6384	DFN 5x6	Single	N	No	No	30	20
AON6414A	DFN 5x6	Single	N	No	No	30	20
AON6428	DFN 5x6	Single	N	No	No	30	20
AON6500	DFN 5x6	Single	N	No	No	30	20
AON6516	DFN 5x6	Single	N	No	No	30	20
AON6522	DFN 5x6	Single	N	No	No	25	20
AON6528	DFN 5x6	Single	N	No	No	30	20
AON6548	DFN 5x6	Single	N	No	No	30	20
AON6552	DFN 5x6	Single	N	No	No	30	20
AON6558	DFN 5x6	Single	N	No	No	30	20
AON6560	DFN 5x6	Single	N	No	No	30	20
AON6566	DFN 5x6	Single	N	No	No	30	20

1. Not recommended for new designs. Please contact your local sales office for a replacement part, if any.
2. On-resistance Static Source-Source, otherwise Static Drain-Source.

I _D (A)	P _D (W)	R _{DS(ON)} (mΩ max) at V _{GS} =				V _{GS(th)} (max V)	C _{iss} (pF)	C _{oss} (pF)	C _{rss} (pF)	Q _g (nC)	Q _{gd} (nC)	T _{rr} (ns)	Q _{rr} (nC)
		25°C	25°C	10V	4.5V								
12	3	13	17	26		1	1810	232	200	17.9	4.7	20.2	8
20	28		5.3	6.8		1.25	3300	485	370	31	8	17	30
-40	29		9.5	12.5	18	-0.9	3495	528	425	44†	11	33	100
-24	28	11	18.5			-2.3	1995	300	260	17	8.8	13.3	20
-24	24	16.5	29.5			-2.3	1180	185	155	11	3	10	15
-34	30	7.8	12.3			-2.3	2830	430	365	25	12	62	32
30	24	8.7	12.3			2.25	1420	150	95	10	4	7.5	9
34	28	3.5	5.2			2.1	1835	480	45	11	2.2	13	24
32	24	5	7.5			2.1	1305	340	33	7.5	2.2	11	18
30	27	6.1	9.4			2.5	1480	245	13	8.5	3	11	21
50	39	1.95	3.1			2.3	2840	740	80	16.5	4	15.5	36.5
50	83	2.8	3.6			2.3	2600	430	280	24	8	18	37
50	83	1.9	3.3			2.2	2994	1276	196	23	10	20	46
75	46	1.25	2.1			2.0	4500	1400	1310	60	40	23	49
50	83.3	1.8	2.1	3.1		1.2	4175	1505	300	37	12.5	20.3	40.7
50	83	2	3.4			2.2	2895	1439	149	21.3	9	22.3	54
-50	83	4.6	5.8	9		-1.2	4550	823	563	44	14	30	75
-50	83	6.2	8.9*			-2.8	2450	550	370	21	12	25	47
60	25	4.6	6			1.8	880	250	55	6.5	2.5	9	11.5
60	35.5	1.4	1.7			1.8	3215	860	200	25	5	16	33.5
24	31	12	18			2.4	510	220	22	3.5	1.4	11	17
85	50	1.85	2.5			2.2	3100	875	105	20	6	17	36
85	32.5	2.8	3.5			2.0	1900	400	60	13	3.6	12	21.5
83	36	3.3	5.2			2.2	1330	360	55	10	3.5	11	17
85	48	2.2	3.6			2.2	2200	1000	100	15	4.7	17	42
60	31	5.2	8.6			2.2	820	340	40	6.1	2.4	11	19
34	46	3.7	5.2			2.4	3020	330	280	28	17	12	20
52	27	6.1	9.5			2.2	820	340	40	6.1	2	11	19
24	26	6.8	10.5			2.2	825	335	40	6.2	2.6	11	17
85	50	1.85	2.5			2.2	3100	875	105	20	6	17	36
83	36	3.3	5.2			2.2	1330	360	55	10	3.5	11	17
50	31	8	10.5			2.5	1150	180	105	9.5	5	8.7	13.5
43	30	10	14.5			2.2	770	240	77	7.1	3.1	11	23
200	83	0.95	1.3			2	7036	2778	353	49.7	21.4	31	106
56	25	5	8			2.2	1229	526	83	12	5.5	12.6	15.2
200	83	950	1.3			2	7036	2778	353	49.7	21.4	31	106
30	25	6.3	9.8			2.2	1037	441	61	6.8	3.6	12.7	17.2
85	83	1.8	2.5			2.2	4290	1680	300	31.2	14.6	23.5	60
30	25	5	8.5			2.2	1037	441	61	6.8	3.6	12.7	17.2
30	24	5.1	8.2			2.2	1128	435	59	7.4	2.3	13.3	25
200	208	0.68	1.1			2.2	11500	3400	3100	130	92	38.5	120
32	25	5	8.5			2.4	1300	530	75	8.5	2.5	14	25

* R_{DS(ON)} measured at V_{GS} other than 10V, 4.5V or 1.8V.
† Q_g measured with V_{GS} = 10V. In all other cases V_{GS} = 4.5V.

Low Voltage MOSFETs (Continued)

Part Number	Package	Configuration	Polarity	ESD Diode	Schottky Diode	V _{DS} (V)	V _{GS} (±V)
AON6572	DFN 5x6	Single	N	No	No	30	12
AON6576	DFN 5x6	Single	N	No	No	30	20
AON6586	DFN 5x6	Single	N	No	No	30	20
AON6588	DFN 5x6	Single	N	No	No	30	20
AON6590	DFN 5x6	Single	N	No	No	40	20
AON6594	DFN 5x6	Single	N	No	No	30	20
AON6596	DFN 5x6	Single	N	No	No	30	20
AON6661	DFN 5x6	Complementary	N	No	No	30	20
AON6661	DFN 5x6	Complementary	P	No	No	-30	20
AON6667	DFN 5x6	Complementary	N	No	No	30	20
AON6667	DFN 5x6	Complementary	P	No	No	-30	20
AON6792	DFN 5x6	Single	N	No	Yes	30	12
AON6403	DFN 5x6	Single	P	No	No	-30	20
AON6405	DFN 5x6	Single	P	Yes	No	-30	20
AON6407	DFN 5x6	Single	P	No	No	-30	25
AON6411	DFN 5x6	Single	P	No	No	-20	12
AON6816	DFN 5x6	Dual	N	Yes	No	30	20
AOND32324	DFN 5x6	Dual	N	No	No	30	20
AOND32324	DFN 5x6	Dual	P	No	No	-30	20
AONS21307	DFN 5x6	Single	P	No	No	-30	25
AONS21357	DFN 5x6	Single	N	No	No	-30	25
AONS32304	NEW	DFN 5x6	Single	N	No	30	20
AONS32306		DFN 5x6	Single	N	No	30	20
AONS32314		DFN 5x6	Single	N	No	30	20
AONS36314	NEW	DFN 5x6	Single	N	No	30	12
AONS36316	NEW	DFN 5x6	Single	N	No	30	12
AONS66612	NEW	DFN 5x6	Single	N	No	60	20
DFN 5x6 (PairFET™)							
AON6810	DFN 5x6	Common Drain	N	Yes	No	30	20
AON6812	DFN 5x6	Common Drain	N	Yes	No	30	20
AON6906A	DFN 5x6	Asymmetric	N	No	No	30	20
AON6906A	DFN 5x6	Asymmetric	N	No	No	30	20
AON6912A	DFN 5x6	Asymmetric	N	No	No	30	20
AON6912A	DFN 5x6	Asymmetric	N	No	No	30	20
AON6926	DFN 5x6	Asymmetric	N	No	No	30	20
AON6926	DFN 5x6	Asymmetric	N	No	No	30	20
AON6934A	DFN 5x6	Asymmetric	N	No	No	30	20
AON6934A	DFN 5x6	Asymmetric	N	No	No	30	20
AON6946	DFN 5x6	Asymmetric	N	No	No	30	20
AON6946	DFN 5x6	Asymmetric	N	No	No	30	20
AON6980	DFN 5x6	Asymmetric	N	No	No	30	20
AON6980	DFN 5x6	Asymmetric	N	No	Yes	30	12
AON6982	DFN 5x6	Asymmetric	N	No	No	30	20
AON6982	DFN 5x6	Asymmetric	N	No	Yes	30	12
AON6984	DFN 5x6	Asymmetric	N	No	No	30	20
AON6984	DFN 5x6	Asymmetric	N	No	Yes	30	12

1. Not recommended for new designs. Please contact your local sales office for a replacement part, if any.
2. On-resistance Static Source-Source, otherwise Static Drain-Source.

I _D (A)	P _D (W)	R _{DS(ON)} (mΩ max) at V _{GS} =				V _{GS(th)} (max V)	C _{iss} (pF)	C _{oss} (pF)	C _{rss} (pF)	Q _g (nC)	Q _{gd} (nC)	T _{rr} (ns)	Q _{rr} (nC)
		25°C	25°C	10V	4.5V								
85	48	3.2	3.9			2	3290	855	135	20.3	4.4	16.5	31
32	26	4.7	7.2			2.2	1320	530	70	8.8	4	13.5	20.6
35	41	7.5	10.5			2.5	1150	180	105	9.5	5	8.7	13.5
32	46	3.3	4.8			2.2	2160	915	115	14	6.3	16.5	34.2
100	208	0.99	1.5			2.3	8320	1438	85	45	7	26	83
35	39	7	11			2.2	1037	441	61	6.8	3.6	12.7	17.2
35	41	7.5	10.5			2.5	1150	180	105	9.5	5	8.7	13.5
16	12.5	14	18			2.5	760	125	70	6.6	3	7	8
-16	20	22	35			-2.5	1040	180	125	9.6	4.6	11.5	25
16	10	25	35			2.6	373	67	41	3.5	1.6	6	6.6
-16	20	22	35			-2.5	1040	180	125	9.6	4.6	11.5	25
85	48	2	2.5			1.9	3110	930	100	21	5.6	17.5	43
-85	83	3.1	4.3			-2.2	7600	1320	1050	79	33	26	78
-30	83	7	8			-1.6	4580	755	564	41	17	32	77
-85	83	4.5	6*			-2.6	3505	900	650	75†	23	35	75
-85	156	2.1	2.5	3.6		-1.3	10290	1910	1395	100	36	48	178
16	21	6.2	9.6			2.2	1540	485	448	19.7	15	15.2	22.2
16	12.5	14	18			2.5	760	125	70	6.6	3	7	8
-16	30	12	19.5			-2.3	1995	300	260	17	8.8	13.3	20
-24	38	11	18.5			-2.3	1995	300	260	17	8.8	13.3	20
-36	48	7.8	12.3			-2.3	2830	430	365	25	12	62	32
140	78	2.3	3.2			2.1	5970	580	340	40	13	13	25
36	50	3.6	4.7			2.1	4080	410	265	29	9.5	11	19
32	25	8.7	12.3			2.25	1420	150	95	10	4	7.5	9
85	42	2.9	3.5			1.9	1890	395	55	11.5	2.5	12	21
32	26	4.1	4.9			1.9	2005	430	50	13.5	3.5	12	21
100	208	1.65				3.5	5300	1500	50	78	20	30	135
20	31	4.4	6.5			2.2	1720	746	61	11	3.2	20	30
28	31	4	6			2.2	1720	746	61	11	3.2	20	30
48	45	11.7	17.5			2.3	570	260	20	3.5	1.4	8.6	14.1
37	31	14.4	21.3			2.4	510	220	22	3.3	1.4	9	14.7
52	30	7.3	10.4			2.5	1090	125	38	7	2.5	7	8
34	22	13.7	19.3			2.5	760	490	70	6.6	3	13	25
50	35	8.5	12			2.4	1130	180	40	8	3	6.7	13.5
44	31	11	14			2.5	1150	465	105	9.5	5	12	23
28	31	5.2	9.5			2.2	1037	441	61	6.8	3.6	12	17.2
36	33	2.9	4.4			2.2	2010	898	124	17	8	14	20.3
16	7.3	11.6	17			2.2	485	235	32	3.9	2.1	9.9	12.9
18	13	7.8	11.8			2.2	807	314	40	6	3	11.3	15
28	23.5	6.8	10.3			2.2	1095	270	28	6.4	2	11	24
36	32	3.8	4.9			2	3440	515	60	21	3.7	15.7	31.8
50	21	5.2	8.4			2.2	810	335	39	6	2.3	11	19
85	45	2	2.45			1.9	3080	920	99	20.7	5.5	17.5	43
50	21	5.2	8.4			2.2	810	335	39	6	2.3	11	19
82	31	2.8	3.45			1.9	2120	700	69	16.8	4.9	15.5	33

* R_{DS(ON)} measured at V_{GS} other than 10V, 4.5V or 1.8V.
† Q_g measured with V_{GS} = 10V. In all other cases V_{GS} = 4.5V.

Low Voltage MOSFETs (Continued)

Part Number	Package	Configuration	Polarity	ESD Diode	Schottky Diode	V _{DS} (V)	V _{GS} (±V)
AON6992	DFN 5x6	Asymmetric	N	No	No	30	20
AON6992	DFN 5x6	Asymmetric	N	No	Yes	30	12
AON6994	DFN 5x6	Asymmetric	N	No	No	30	20
AON6994	DFN 5x6	Asymmetric	N	No	Yes	30	12
AON6996	DFN 5x6	Asymmetric	N	No	No	30	20
AON6996	DFN 5x6	Asymmetric	N	No	Yes	30	12
AON6998	DFN 5x6	Asymmetric	N	No	No	30	20
AON6998	DFN 5x6	Asymmetric	N	No	Yes	30	12
AONY36352	DFN 5x6	Asymmetric	N	No	No	30	20
AONY36352	DFN 5x6	Asymmetric	N	No	No	30	12
AONY36354 NEW	DFN 5x6	Asymmetric	N	No	No	30	20
AONY36354 NEW	DFN 5x6	Asymmetric	N	No	No	30	12
DFN 5x6E (XSPairFET™)							
AOE6930	DFN 5x6E	Asymmetric	N	No	No	30	20
AOE6930	DFN 5x6E	Asymmetric	N	No	No	30	12
AOE6932	DFN 5x6E	Asymmetric	N	No	No	30	20
AOE6932	DFN 5x6E	Asymmetric	N	No	No	30	12
AOE6936	DFN 5x6E	Asymmetric	N	No	No	30	20
AOE6936	DFN 5x6E	Asymmetric	N	No	No	30	20
SO-8							
AO4306	SO-8	Single	N	No	No	30	20
AO4402G	SO-8	Single	N	No	No	20	12
AO4404B	SO-8	Single	N	No	No	30	12
AO4406A	SO-8	Single	N	No	No	30	20
AO4466	SO-8	Single	N	No	No	30	20
AO4468	SO-8	Single	N	No	No	30	20
AO4492	SO-8	Single	N	No	No	30	20
AO4496	SO-8	Single	N	No	No	30	20
AO4576	SO-8	Single	N	No	No	30	20
AO4752	SO-8	Single	N	No	Yes	30	20
AO4402	SO-8	Single	N	No	No	20	12
AO4453	SO-8	Single	P	No	No	-12	8
AO4403	SO-8	Single	P	No	No	-30	12
AO4405	SO-8	Single	P	No	No	-30	20
AO4405E	SO-8	Single	P	Yes	No	-30	20
AO4411	SO-8	Single	P	No	No	-30	20
AO4419	SO-8	Single	P	No	No	-30	20
AO4449	SO-8	Single	P	No	No	-30	20
AO4459	SO-8	Single	P	No	No	-30	20
AO4425	SO-8	Single	P	Yes	No	-38	25
AO4840E	SO-8	Dual	N	No	No	40	20
AO4800	SO-8	Dual	N	No	No	30	12
AO4800B	SO-8	Dual	N	No	No	30	12
AO4812	SO-8	Dual	N	No	No	30	20
AO4818	SO-8	Dual	N	Yes	No	30	20
AO4818B	SO-8	Dual	N	Yes	No	30	20

1. Not recommended for new designs. Please contact your local sales office for a replacement part, if any.
2. On-resistance Static Source-Source, otherwise Static Drain-Source.

I _D (A)	P _D (W)	R _{DS(ON)} (mΩ max) at V _{GS} =				V _{GS(th)} (max V)	C _{iss} (pF)	C _{oss} (pF)	C _{rss} (pF)	Q _g (nC)	Q _{gd} (nC)	T _{rr} (ns)	Q _{rr} (nC)
		25°C	25°C	10V	4.5V								
50	21	5.2	8.6			2.2	820	340	40	6.1	2.4	11	19
85	45	2	2.5			1.9	3110	930	100	21	5.6	17.5	43
50	21	5.2	8.6			2.2	820	340	40	6.1	2.4	11	19
82	31	2.8	3.5			1.9	2150	710	70	17	5	15.5	33
50	21	5.2	8.6			2.2	820	340	40	6.1	2.4	11	19
60	22	3.9	5			1.9	1350	450	60	10.5	3	13	22
50	21	5.2	8.6			2.2	820	340	40	6.1	2.4	11	19
82	31	2.6	2.99			1.9	2150	710	70	17	5	15.5	33
49	21	5.3	9.1			2.1	820	230	35	5	1.5	9.5	12.5
85	45	2	2.5			1.9	2555	520	75	16	3	14	26.5
49	21	5.3	9.1			2.1	820	230	35	5	1.5	9.5	12.5
85	31.5	2.6	3.5			1.9	1890	395	55	11.5	2.5	12	21
22	24	4.3	7			2.1	1075	480	55	7	2.5	12.5	21.5
85	75	0.83	1.05			1.9	5560	1670	200	42	12	23	72.5
55	24	5	8			2.2	1150	380	55	7.5	3	11.5	20
85	52	1.4	1.8			1.9	4180	880	125	30	7	17	42
55	24	5	8			2.2	1150	380	55	7.5	3	11.5	20
85	39	2	3			2.1	2270	650	90	15	4.5	14.5	30
13	3.1	11.5	15.5			2.5	760	125	70	6.6	3	7	8
20	3.1		5.9	7.3		1.25	3300	485	370	31	8	17	30
8.5	3.1	24	30	48		1.45	630	75	50	6	1.8	8.5	2.6
13	3.1	11.5	15.5			2.5	760	125	70	6.6	3	7	8
10	3.1	23	35			2.6	373	67	41	3.5	1.6	6	6.6
10.5	3.1	17	23			2.4	740	110	82	7.5	3	18	9
14	3.1	9.5	14			2.2	770	240	77	7.1	3.1	11	23
10	3.1	19.5	26			2.5	550	110	55	4.6	2.2	22	14
20	3.1	5.8	9.8			2.2	1037	441	61	6.8	3.6	12.7	17.2
15	3.1	8.8	15.5			2.5	605	275	36.5	5.5	2.6	11.5	12.5
20	3.1		5.5	7		1.6	3860	740	580	36	12	17	36
-9	2.5		19	26	36	-0.9	1370	350	258	12.7	3.4	20.7	5.2
-6	3.1	48	57	80		-1.3	645	80	55	7	2.5	11	3.5
-6	3.1	50	85			-2.4	520	100	65	4.6	2.2	11	5.3
-6	2.5	45	80			-1.5	495	100	56	4.2	2	9	13.5
-8	3.1	32	55			-2.4	760	140	95	6.7	3.2	15	9.7
-9.7	3.1	20	35			-2.5	1040	180	125	9.6	4.6	11.5	25
-7	3.1	34	54			-2.4	760	140	95	6.7	3.2	15	9.7
-6.5	3.1	46	72			-2.4	520	100	65	4.6	2.2	11	5.3
-14	3.1	11				-3.5	3800	560	350	63 [†]	16.1	35	33
6	2	28	35			2.6	520	65	32	4.5	16.2	8	13
6.9	2	27	32	50		1.5	630	75	50	6	1.8	8.5	2.6
6.9	2	27	32	50		1.5	630	75	50	6	1.8	8.5	2.6
6	2	30	42			2.4	255	45	35	2.55	1.3	8.5	2.2
8.5	2	19	26			2.4	740	110	82	7.5	3	8	18
8.5	2	19	26			2.4	740	110	82	7.5	3	8	18

* R_{DS(ON)} measured at V_{GS} other than 10V, 4.5V or 1.8V.
[†] Q_g measured with V_{GS} = 10V. In all other cases V_{GS} = 4.5V.

Low Voltage MOSFETs (Continued)

Part Number	Package	Configuration	Polarity	ESD Diode	Schottky Diode	V _{DS} (V)	V _{GS} (±V)
AO4822	SO-8	Dual	N	No	No	30	20
AO4822A	SO-8	Dual	N	No	No	30	20
AO4832	SO-8	Dual	N	No	No	30	20
AO4838	SO-8	Dual	N	No	No	30	20
AO4842	SO-8	Dual	N	No	No	30	20
AO4854	SO-8	Dual	N	Yes	No	30	20
AO4862	SO-8	Dual	N	No	No	30	20
AO4862E	SO-8	Dual	N	No	No	30	20
AO4806	SO-8	Dual	N	Yes	No	20	12
AO9926B	SO-8	Dual	N	No	No	20	12
AO9926C	SO-8	Dual	N	No	No	20	12
AO4801	SO-8	Dual	P	No	No	-30	12
AO4801A	SO-8	Dual	P	No	No	-30	12
AO4803	SO-8	Dual	P	No	No	-30	20
AO4803A	SO-8	Dual	P	No	No	-30	20
AO4805	SO-8	Dual	P	No	No	-30	25
AO4807	SO-8	Dual	P	No	No	-30	20
AO4813	SO-8	Dual	P	No	No	-30	20
AO4606	SO-8	Complementary	N	No	No	30	20
AO4606	SO-8	Complementary	P	No	No	-30	20
AO4616	SO-8	Complementary	N	No	No	30	20
AO4616	SO-8	Complementary	P	No	No	-30	20
AO4620	SO-8	Complementary	N	No	No	30	20
AO4620	SO-8	Complementary	P	No	No	-30	20
AO4627	SO-8	Complementary	N	No	No	30	20
AO4627	SO-8	Complementary	P	No	No	-30	20
AO4629	SO-8	Complementary	N	No	No	30	20
AO4629	SO-8	Complementary	P	No	No	-30	20
AO4630	SO-8	Complementary	N	No	No	30	12
AO4630	SO-8	Complementary	P	No	No	-30	12
AO4914	SO-8	Asymmetric	N	No	No	30	20
AO4914	SO-8	Asymmetric	N	No	Yes	30	20
AO4924	SO-8	Asymmetric	N	No	No	30	12
AO4924	SO-8	Asymmetric	N	No	Yes	30	12
AONS21321	SO-8	Single	P	No	No	-30	25
AOSP21307	SO-8	Single	P	No	No	-30	25
AOSP21321	SO-8	Single	P	No	No	-30	25
AOSP21357	SO-8	Single	N	Yes	No	-30	25
AOSP32314	SO-8	Single	N	No	No	30	20
AOSP32368	SO-8	Single	N	Yes	No	30	20
Ultra SO-8							
AOL1404G	Ultra SO-8	Single	N	No	No	20	12
AOUS66923	NEW Ultra SO-8	Single	N	No	No	100	20
TO-251A							
AOI423	TO-251A	Single	P	No	No	-30	25
AOI21357	NEW TO-251A	Single	P	No	No	-30	25

1. Not recommended for new designs. Please contact your local sales office for a replacement part, if any.
2. On-resistance Static Source-Source, otherwise Static Drain-Source.

I _D (A)	P _D (W)	R _{DS(ON)} (mΩ max) at V _{GS} =				V _{GS(th)} (max V)	C _{iss} (pF)	C _{oss} (pF)	C _{rss} (pF)	Q _g (nC)	Q _{gd} (nC)	T _{rr} (ns)	Q _{rr} (nC)
		10V	4.5V	2.5V	1.8V								
8	2	19	26			2.4	740	110	82	7.5	3	8	18
8.5	2	19	26			2.4	740	110	82	7.5	3	8	18
10	2	13	17.5			2.5	760	125	70	6.6	3	7	8
11	2	9.6	13			2.6	1080	180	110	8	3	8.5	13
7.7	2	21	30			2.6	373	67	41	3.5	1.7	10.5	4.5
8	2	19	23			2.4	740	110	82	7.5	3	8	18
4.5	1.7	50	68			2.5	200	35	25	2	1	7.5	2.5
4.5	1.7	46	65			2.5	215	35	20	2	1	5.5	7
9.4	2	14	16	22	30	1	1810	232	200	17.9	4.7	22	8.6
7.6	2	23	26	34	52	1.1	525	95	75	6	2	14	6
7.6	2	23	26	34	52	1.1	525	95	75	6	2	14	6
-5	2	48	57	80		-1.3	645	80	55	7	2.5	11	3.5
-5	2	48	57	80		-1.3	645	80	55	7	2.5	11	3.5
-5	2	46	74			-2.5	520	100	65	4.6	2.2	11	5.3
-5	2	46	74			-2.5	520	100	65	4.6	2.2	11	5.3
-9	2	18				-2.8	2060	370	295	30†	10	30	22
-6	2	35	58			-2.4	760	140	95	6.7	3.2	15	9.7
-7.1	2	25	40			-2.5	1040	180	125	9.3	4.6	11.5	25
6	2	30	42			2.4	255	45	35	2.55	1.3	8.5	2.2
-6.5	2	28	44			-2.4	760	140	95	6.7	3.2	15	9.7
8.5	2	20	28			2.4	740	110	82	7.5	3	8	18
-7	2	22	40			-2.5	1040	180	125	9.6	4.6	11.5	25
7.2	2	24	36			2.6	373	67	41	3.5	1.7	10.5	4.5
-5.3	2	32	55			-2.4	760	140	95	6.7	3.2	15	9.7
4.5	2	50	68			2.5	170	35	23	2	1	7.5	2.5
-3.5	2	100	165			-2.4	197	42	26	2.2	1.1	11.3	4.4
6	2	30	42			2.4	250	45	35	2.55	1.3	8.5	2.2
-5.5	2	41	74			-2.5	520	100	65	4.6	2.2	11	5.3
7	2	23	28	36		1.45	670	75	45	6	14.5	6.5	7.5
-5	2	48	57	78		-1.3	700	80	60	7		15	40
8.5	2	20.5	28			2.4	730	165	82	7.5	3	8	8
8.5	2	20.5	28			2.4	740	110	82	7.5	3	8	18
7.3	2	24	29			1.5	900	224	65	10	3.75	10	6.8
9	2	15.8	19.5			2.4	1450	88	92	12	4.2	16.8	8
-24	24.5	16.5	29.5			-2.3	1180	185	155	11	3	13	23
-14	3.1	11.5	18.5			-2.3	1995	300	260	17	8.8	13.3	20
-11	3.1	17	30			-2.3	1180	185	155	11	3	10	15
-16	3.1	8.5	13			-2.3	2830	430	365	25	12	62	32
14.5	3.1	9	12.6			2.25	1420	150	95	10	4	7.5	9
16	3.1	5.5	7.5			2.4	2270	245	200	18	10	10.5	16
46	50		4.6	6		1.25	3300	485	370	31	8	17	30
58	73	11	15			2.6	1725	360	7.5	12.5	3.5	41	156
-70	90	8.5				-3.5	2760	550	375	45†	12	15	30
-70	78	8	13			-2.3	2830	430	365	25	12	32	62

* R_{DS(ON)} measured at V_{GS} other than 10V, 4.5V or 1.8V.
† Q_g measured with V_{GS} = 10V. In all other cases V_{GS} = 4.5V.

Medium Voltage MOSFETs

Part Number		Package	Configuration	Polarity	ESD Diode	Schottky Diode	V _{DS} (V)	V _{GS} (±V)
TO-251B								
AOY423	NEW	TO-251B	Single	P	No	No	30	20
AOY2610E	NEW	TO-251B	Single	N	No	No	60	20
TO-252								
AOD480		TO-252	Single	N	No	No	30	20
AOD417		TO-252	Single	P	No	No	-30	20
AOD418		TO-252	Single	P	No	No	30	20
AOD508		TO-252	Single	N	No	No	30	20
AOD516		TO-252	Single	N	No	No	30	20
AOD536		TO-252	Single	N	No	No	30	20
AOD538		TO-252	Single	N	No	No	30	20
AOD558		TO-252	Single	N	No	No	30	20
AOD607A		TO-252	Complementary	N	No	No	30	20
AOD607A		TO-252	Complementary	P	No	No	-30	20
AOD661		TO-252	Complementary	P	No	No	-30	20
AOD21357	NEW	TO-252	Single	P	No	No	-30	25
AOD4132		TO-252	Single	N	No	No	30	20
AOD424		TO-252	Single	N	No	No	20	12
AOD424G		TO-252	Single	N	No	No	20	12
SOT-223								
AOH3254		SOT-223	Single	N	No	No	150	20
SOT-23								
AOSS62934	NEW	SOT-23-3	Single	N	No	No	100	20
TSOP-6								
AO6420		TSOP-6	Single	N	No	No	60	20
DFN 2x2								
AON2392		DFN 2x2C	Single	N	No	No	100	20
AON2290		DFN 2x2B	Single	N	No	No	100	20
DFN 3x3								
AON7460		DFN 3x3	Single	N	No	No	300	30
AON7462		DFN 3x3	Single	N	No	No	300	30
AON7458		DFN 3x3	Single	N	No	No	250	30
AON7296		DFN 3x3	Single	N	No	No	100	20
AON7262E		DFN 3x3	Single	N	Yes	No	60	20
AON7264E		DFN 3x3	Single	N	Yes	No	60	20
DFN 3.3x3.3								
AON7254		DFN 3.3x3.3	Single	N	No	No	150	20
AON7292		DFN 3.3x3.3	Single	N	No	No	100	20
AONR62921		DFN 3.3x3.3	Single	N	No	No	100	20
AONR66922		DFN 3.3x3.3	Single	N	No	No	100	20
AONR62818		DFN 3.3x3.3	Single	N	No	No	80	20
AON7280		DFN 3.3x3.3	Single	N	No	No	80	20
AON7140		DFN 3.3x3.3	Single	N	No	No	40	20

1. Not recommended for new designs. Please contact your local sales office for a replacement part, if any.
2. On-resistance Static Source-Source, otherwise Static Drain-Source.

I _D (A) 25°C	P _D (W) 25°C	R _{DS(ON)} (mΩ max) at V _{GS} =				VGS(th) (max V)	Ciss (pF)	Coss (pF)	Crss (pF)	Qg (nC)	Qgd (nC)	Trr (ns)	Qrr (nC)
		10V	4.5V	2.5V	1.8V								
-70	90	8.5				-3.5	2760	550	375	45[†]	12	15	30
46	59.5	9.5	13.3			2.4	1100	300	28	7	3.5	19	65
25	21	23	33			2.6	373	67	41	3.5	1.6	10.5	4.5
-25	50	34	55			-3	920	140	90	8.2	3.6	23	14
36	50	7.5	11			2.5	1150	180	105	9.5	5	8.7	13.5
70	50	3	4.5			2.2	2010	898	124	17	8	14	20.3
46	50	5	10			2.6	1333	512	42	8.5	2.5	14.1	16.2
46	37.5	8.5	14.7			2.2	1140	400	45	6.5	2.5	12	20
70	93	3.1	4.8			3.1	2160	915	115	14	6.3	16.5	34.2
50	50	5.4	9.5			2.4	1187	483	60	4.1	3.6	14.7	24
8	19	25	38			2.6	395	67	41	3.5	1.7	6	6.6
-12	30	27	45			-2.4	730	140	90	6.7	3.2	12	25.5
-12	31	22.5	36			-2.5	1040	180	125	9.6	4.6	11.5	25
-70	78	8	13			-2.3	2830	430	365	35	12	32	62
85	100	4	6			3	3700	700	390	33	17.6	34	30
45	100	4.4	5.7			1.6	3860	740	580	36	12	17	36
46	50		4.9	6.3		1.25	3300	485	370	31	8	17	30
5	4.1	63	77			2.7	675	78	4	5.5	2.5	37	210
2.0	1.4	140	180			2.7	250	19	2.5	1.8	0.8	12	27
4.2	2	60	75			3	450	60	25	4.3	2.2	25.1	28.7
8	4.1	32	39			2.4	840	64	4	6.1	1.8	20	70
4.5	2.8	72	97			2.8	415	32	3	3	1.5	16	44
4	33	830				4.5	310	45	2.9	6.8	2	88	290
2.5	25	1500				4.5	197	30	2	4.6 [†]	1.5	95	220
5	33	560				4.3	306	51	3.2	6	1.5	77	290
12.5	20.8	66	90			2.8	415	32	3	3	1.5	16	44
34	43	6.2	8.5			2.2	1652	520	52	15	6.5	19	60
28	27.5	9.5	13.3			2.4	1100	300	28	7	3.5	19	65
17	39	54	66			2.7	675	78	4	5.5	2.5	37	210
23	28	24	32			2.6	1170	90	8	8	3.5	24	110
50	54	10.2	12.6			2.3	2450	180	11	15.5	5	25	123
50	52	9.0	12			2.5	2180	550	13	15	5	32	138
50	54	6.6	9.5			2.3	2420	280	15	15	4	24	100
50	83	8.5	12*			3.4	1871	265	14	26.5 [†]	4	32	162
50	46	2.3	3.5			2.4	3350	580	65	18	21.2	16	42

* R_{DS(ON)} measured at V_{GS} other than 10V, 4.5V or 1.8V.
[†] Qg measured with V_{GS} = 10V. In all other cases V_{GS} = 4.5V.

Medium Voltage MOSFETs (Continued)

Part Number	Package	Configuration	Polarity	ESD Diode	Schottky Diode	V _{DS} (V)	V _{GS} (±V)
DFN 5x6							
AON6458	DFN 5x6	Single	N	No	No	250	30
AON6250	DFN 5x6	Single	N	No	No	150	20
AON6220	DFN 5x6	Single	N	No	No	100	20
AON6290	DFN 5x6	Single	N	No	No	100	20
AON6292	DFN 5x6	Single	N	No	No	100	20
AON6298	DFN 5x6	Single	N	No	No	100	20
AON6452	DFN 5x6	Single	N	No	No	100	25
AON6482	DFN 5x6	Single	N	No	No	100	20
AON6276	DFN 5x6	Single	N	No	No	80	20
AON6278	DFN 5x6	Single	N	No	No	80	20
AON6280	DFN 5x6	Single	N	No	No	80	20
AON6282	DFN 5x6	Single	N	No	No	80	20
AON6284	DFN 5x6	Single	N	No	No	80	20
AON6284A	DFN 5x6	Single	N	No	No	80	20
AON6262E	DFN 5x6	Single	N	Yes	No	60	20
AON6264E	DFN 5x6	Single	N	Yes	No	60	20
AON6266E	DFN 5x6	Single	N	No	No	60	20
AON6160	DFN 5x6	Single	N	No	No	60	20
AON6162	DFN 5x6	Single	N	No	No	60	20
AON6152	DFN 5x6	Single	N	No	No	45	20
AON6154	DFN 5x6	Single	N	No	No	45	20
AON6156	DFN 5x6	Single	N	No	No	45	20
AON6144	DFN 5x6	Single	N	No	No	40	20
AON6590	DFN 5x6	Single	N	No	No	40	20
AON6884	DFN 5x6	Dual	N	No	No	40	20
AONS62602	DFN 5x6	Single	N	No	No	60	20
AONS62614	DFN 5x6	Single	N	No	No	60	20
AONS62618	DFN 5x6	Single	N	No	No	60	20
AONS62920	DFN 5x6	Single	N	No	No	100	20
AONS62922	DFN 5x6	Single	N	No	No	120	20
AONS66402	DFN 5x6	Single	N	No	No	40	20
AONS66406	DFN 5x6	Single	N	No	No	40	20
AONS66916	DFN 5x6	Single	N	No	No	100	20
AONS66920	NEW	DFN 5x6	Single	N	No	100	20
AONS66923	DFN 5x6	Single	N	No	No	100	20
AONS66612	DFN 5x6	Single	N	No	No	60	20
AONY36352	DFN 5x6	Asymmetric	N	No	No	30	20
AONY36352	DFN 5x6	Asymmetric	N	No	No	30	12
AONY36354	DFN 5x6	Asymmetric	N	No	No	30	20
AONY36354	DFN 5x6	Asymmetric	N	No	No	30	12
DFN 8x6							
AOMU66414Q	NEW	DFN 8x6	Dual	N	No	40	20
AOMU66414Q	NEW	DFN 8x6	Dual	N	No	40	20

1. Not recommended for new designs. Please contact your local sales office for a replacement part, if any.
 2. On-resistance Static Source-Source, otherwise Static Drain-Source.

I _D (A)	P _D (W)	R _{DS(ON)} (mΩ max) at V _{GS} =				VGS(th) (max V)	Ciss (pF)	Coss (pF)	Crss (pF)	Qg (nC)	Qgd (nC)	Trr (ns)	Qrr (nC)
		10V	4.5V	2.5V	1.8V								
14	83	170				4.5	1028	167	11	22 [†]	8	158	1000
52	104	16.5	19*			3.4	2388	213	9.5	30.5 [†]	4.5	68	560
48	113.5	6.2	7.4			2.3	4525	345	22.5	30	9	32	162
85	208	4.6	6.2*			3.4	4600	415	27	28.5	10	40	230
85	156	6	8.5*			3.4	3830	327	16.5	15.5	7	19	225
46	78	16.5	21*			3.4	1307	127	8	16 [†]	3	30	132
26	35	25	31*			4	1770	165	55	28 [†]	10	20	82
28	75	37	42			2.7	1630	100	50	18	9	32	200
100	215	2.6				3.2	4940	770	40	68 [†]	14	32	168
85	208	3.3	4.6*			3.3	4646	632	31	61.5 [†]	9.5	32	174
85	83	4.1	5*			3.2	3930	592	66	58 [†]	14	36	153
85	83	5.6	8*			3.5	2848	392	22.5	36.5 [†]	6	30	126
78	78	7.1	10*			3.3	2162	300	16	28 [†]	4.5	26	118
48	56	6.5	8.5*			2.3	2540	310	18.5	16.5 [†]	6	23	91
40	48	6.2	8.5			2.2	1650	520	52	15	6.5	19	60
28	37.5	9.5	13.3			2.4	1100	300	28	7	3.5	19	65
24	26	13.2	17.7			2.2	755	220	20	6.5	3	17	54
100	215	1.58				3.4	6485	1050	30	85	13	33	176
100	215	2.1				3.2	4850	1700	130	70 [†]	16	30	150
100	208	1.15	1.85			2.3	7410	1120	75	37	5.5	25	71
100	125	1.5	2.1			2.4	6575	870	82	38	16	22	60
100	78	2.5	4			2.5	3975	545	62	23	16	19	43
100	78	2.4	3.5			2.4	3780	675	60	22	16	17	45
100	208	0.99	1.5			2.3	8320	1438	85	45	7	26	83
34	21	11.3	13.8			2.7	1500	215	135	13.6	6.4	13	35
85	208	2.5	3.6			2.5	5630	1510	95	35.5	9.5	27	113
100	119	2.5	3.4			2.2	3660	1160	108	32	11.5	26	92
44	56	4.7	6.3			2.3	2520	670	65	21	8.5	22	80
48	113.5	6.3	7.6			2.3	4525	345	22.5	30	9	32	162
85	215	7	9			2.4	3295	360	9	20	5.5	43	355
85	119	1.6	2.3			2.5	1480	245	13	8.5	3	11	21
30	6.1	9.4				2.3	1480	245	13	8.5	3	11	21
100	215	3.6				3.6	5325	1240	16	67 [†]	9	42	215
48	56.5	8.2	10.7			2.5	2500	485	13	16.7	5	34	170
47	48	10.8	14.8			2.6	1725	360	7.5	12.5	3.5	41	156
100	208	1.65				3.5	5300	1500	50	78	20	30	135
49	21	5.3	9.1			2.1	820	230	35	5	1.5	9.5	12.5
85	45	2	2.5			1.9	2555	520	75	16	3	14	26.5
49	21	5.3	9.1			2.1	820	230	35	5	1.5	9.5	12.5
85	31.5	2.6	3.5			1.9	1890	395	55	11.5	2.5	12	21
85	68	2.3	3.5			2.4	3350	580	65	18	3.5	16	42
85	65	2.3	3.5			2.4	3350	580	65	18	3.5	16	42

* R_{DS(ON)} measured at V_{GS} other than 10V, 4.5V or 1.8V.
[†] Qg measured with V_{GS} = 10V. In all other cases V_{GS} = 4.5V.

Medium Voltage MOSFETs (Continued)

Part Number		Package	Configuration	Polarity	ESD Diode	Schottky Diode	V _{DS} (V)	V _{GS} (±V)
SO-8								
AO4286		SO-8	Single	N	No	No	100	20
AO4482		SO-8	Single	N	No	No	100	20
AO4892		SO-8	Dual	N	No	No	100	20
AOSP66923		SO-8	Single	N	No	No	100	20
AOSD62666E		SO-8	Dual	N	Yes	No	60	20
AO4262E		SO-8	Single	N	Yes	No	60	20
AO4264E		SO-8	Single	N	Yes	No	60	20
AO4266E		SO-8	Single	N	No	No	60	20
AO4268		SO-8	Single	N	No	No	60	20
AO4484		SO-8	Single	N	No	No	40	20
AO4443		SO-8	Single	P	No	No	-40	20
AO4485		SO-8	Single	P	No	No	-40	20
AO4492		SO-8	Single	N	No	No	30	20
AO4421		SO-8	Single	P	No	No	-60	20
AO4441		SO-8	Single	P	No	No	-60	20
AO4828		SO-8	Dual	N	No	No	60	20
AO4840E		SO-8	Dual	N	Yes	No	40	20
AO4884		SO-8	Dual	N	No	No	40	20
AO4612		SO-8	Complementary	N	No	No	60	20
AO4612		SO-8	Complementary	P	No	No	-60	20
AO4614B		SO-8	Complementary	N	No	No	40	20
AO4614B		SO-8	Complementary	P	No	No	-40	20
AOSP66406	NEW	SO-8	Single	N	No	No	40	20
Ultra SO-8								
AOL1454G	NEW	Ultra SO-8	Single	N	Yes	No	40	20
AOL1482		Ultra SO-8	Single	N	Yes	No	100	20
AOUS66923		Ultra SO-8	Single	N	Yes	No	100	20
TOLLA								
AOTL66401		TOLLA	Single	N	No	No	40	20
TO-220								
AOT9N40		TO-220	Single	N	No	No	400	30
AOT12N40		TO-220	Single	N	No	No	400	30
AOT12N30		TO-220	Single	N	No	No	300	30
AOT20N25		TO-220	Single	N	No	No	250	30
AOT2500L		TO-220	Single	N	No	No	150	20
AOT2502L		TO-220	Single	N	No	No	150	20
AOT292L		TO-220	Single	N	No	No	100	20
AOT296L		TO-220	Single	N	No	No	100	20
AOT2904		TO-220	Single	N	No	No	100	20
AOT2910L		TO-220	Single	N	No	No	100	20
AOT2916L		TO-220	Single	N	No	No	100	20
AOT280L		TO-220	Single	N	No	No	80	20
AOT282L		TO-220	Single	N	No	No	80	20
AOT284L		TO-220	Single	N	No	No	80	20

1. Not recommended for new designs. Please contact your local sales office for a replacement part, if any.
2. On-resistance Static Source-Source, otherwise Static Drain-Source.

I _D (A)	P _D (W)	R _{DS(ON)} (mΩ max) at V _{GS} =				VGS(th) (max V)	Ciss (pF)	Coss (pF)	Crss (pF)	Qg (nC)	Qgd (nC)	Trr (ns)	Qrr (nC)
		10V	4.5V	2.5V	1.8V								
4	2.5	68	92			2.9	390	30	3	2.8	1.2	15	53
6	3.1	37	42			2.7	1630	100	50	18	9	25	130
4	2	68	94			2.8	415	32	3	3	1.5	16	44
12	3.1	11	15			2.6	1725	360	7.5	12.5	3.5	33	120
9.5	2.5	14.5	19			2.2	755	220	20	6.5	3	15	45
16.5	3.1	6.5	8.5			2.2	1650	520	52	15	6.5	19	60
13.5	3.1	9.8	13.5			2.4	1100	300	28	7	3.5	18.5	59
11	3.1	13.5	18			2.2	755	220	20	6.5	3	15	45
19	3.1	4.8	6.5			2.3	2500	670	65	21	6.5	22	80
10	1.7	10	12.5			3	1500	215	135	13.6	6.4	30	19
-6	3.1	42	63			-2.6	940	97	72	8.4	4.3	17	11.5
-10	1.7	15	20			-2.5	2500	260	180	18.6	8.6	38	47
14	3.1	9.5	14			2.2	770	240	77	7.1	3.1	11	23
-6.2	3.1	40	50			-3	2417	179	120	22.7	9.2	34	47
-4	3.1	100	130			-3	930	85	35	8	3.2	27	32
4.5	2	56	77			3	450	60	25	4.3	2.2	27.5	32
6	2	28	35			2.6	520	65	32	4.5	1.5	8	13
10	2	13	16			2.7	1500	215	135	13.6	6.4	13	35
4.5	2	56	77			3	450	60	25	4.3	2.2	27.5	32
-3.2	2	105	135			-3	930	85	35	8	3.2	27	32
6	2	30	38			3	516	82	43	4.3	1.4	18	10
-5	2	45	63			-3	940	97	72	7.9	3.2	21	14
17	3.1	6.6	10			2.5	1480	245	13	8.5	3	11	21
50	60	9	13			3	1600	320	100	10.5	4.8	31	33
28	75	37	42			2.7	1630	100	50	18	9	32	200
58	73	11	15			2.6	1725	360	7.5	12.5	3.5	41	156
400	300	0.7	0.95			2.3	19180	3110	180	100	22	35	160
8	132	800				4.5	630	73	5.7	13.1 [†]	4.8	195	1900
11	184	590				4.5	925	100	6.4	17 [†]	5.7	235	2400
11.5	132	420				4.5	632	90	7	12.8 [†]	4.3	170	1300
20	208	170				4.5	1028	167	11	20 [†]	8	179	1600
152	375	6.5	7.6*			3.5	6460	586	22	97 [†]	17	90	1090
106	277	11				5.1	3010	345	14	43 [†]	10	75	880
105	300	4.5	5.3*			3.4	6775	557	32	90 [†]	13.5	50	380
70	107	10	12.5*			3.4	2785	238	12	16.5	5	35	210
120	326	4.4				3.3	7085	605	32	93	16	49	460
30	50	24	33			2.7	1190	95	7	7	2.5	30	145
23	41.5	34	43.5			2.7	870	68	3.5	5.5	2	20	88
140	333	2.7	3.5*			3.4	11135	1315	80	160 [†]	28	44	348
105	272.5	3.5	5.2*			3.5	7765	960	66	58	21	40	320
105	250	4.5	5.7*			3.3	5154	673	48	33.5	11.5	38	230

* R_{DS(ON)} measured at V_{GS} other than 10V, 4.5V or 1.8V.
[†] Qg measured with V_{GS} = 10V. In all other cases V_{GS} = 4.5V.

Medium Voltage MOSFETs (Continued)

Part Number	Package	Configuration	Polarity	ESD Diode	Schottky Diode	V _{DS} (V)	V _{GS} (±V)
AOT286L	TO-220	Single	N	No	No	80	20
AOT288L	TO-220	Single	N	No	No	80	20
AOT270AL	TO-220	Single	N	No	No	75	20
AOT430	TO-220	Single	N	No	No	75	25
AOT470	TO-220	Single	N	No	No	75	25
AOT66616L	NEW	TO-220	Single	N	No	60	20
AOT2140L	TO-220	Single	N	No	No	40	20
AOT2142L	TO-220	Single	N	No	No	40	20
AOT2144L	TO-220	Single	N	No	No	40	20
AOT2146L	TO-220	Single	N	No	No	40	20
TO-220F							
AOTF20N40	TO-220F	Single	N	No	No	400	30
AOTF12N30	TO-220F	Single	N	No	No	300	30
AOTF454L	TO-220F	Single	N	No	No	150	20
AOTF292L	TO-220F	Single	N	No	No	100	20
AOTF296L	TO-220F	Single	N	No	No	100	20
AOTF2910L	TO-220F	Single	N	No	No	100	20
AOTF2916L	TO-220F	Single	N	No	No	100	20
AOTF4126	TO-220F	Single	N	No	No	100	25
AOTF286L	TO-220F	Single	N	No	No	80	20
AOTF288L	TO-220F	Single	N	No	No	80	20
AOTF66616L	NEW	TO-220F	Single	N	No	60	20
AOTF2142L	TO-220F	Single	N	No	No	40	20
AOTF2144L	TO-220F	Single	N	No	No	40	20
AOTF2146L	TO-220F	Single	N	No	No	40	20
AOTF4185	TO-220F	Single	P	No	No	-40	20
AOTF409	TO-220F	Single	P	No	No	-60	20
TO-247							
AOK40N30	TO-247	Single	N	No	No	300	30
AOK60N30L	TO-247	Single	N	No	No	300	30
TO-251A							
AOI5N40	TO-251A	Single	N	No	No	400	30
AOI468	TO-251A	Single	N	No	No	300	30
AOI8N25	TO-251A	Single	N	No	No	250	30
AOI478	TO-251A	Single	N	No	No	100	20
AOI4126	TO-251A	Single	N	No	No	100	25
AOI4286	TO-251A	Single	N	No	No	100	20
AOI444	TO-251A	Single	N	No	No	60	20
AOI2610E	TO-251A	Single	N	No	No	60	20
AOI4184	TO-251A	Single	N	No	No	40	20
AOI4185	TO-251A	Single	N	No	No	-40	20
AOI66406	TO-251A	Single	N	No	No	40	20
AOI423	TO-251A	Single	P	No	No	-30	25
AOI538	TO-251A	Single	N	No	No	30	20
AOI21357	NEW	TO-251A	Single	P	No	-30	25
AOI409	TO-251A	Single	N	No	No	-60	20

1. Not recommended for new designs. Please contact your local sales office for a replacement part, if any.
2. On-resistance Static Source-Source, otherwise Static Drain-Source.

I _D (A)	P _D (W)	R _{DS(ON)} (mΩ max) at V _{GS} =				V _{GS(th)} (max V)	C _{iss} (pF)	C _{oss} (pF)	C _{rss} (pF)	Q _g (nC)	Q _{gd} (nC)	T _{rr} (ns)	Q _{rr} (nC)
		25°C	25°C	10V	4.5V								
70	167	6	7.9*			3.3	3142	435	43	44.5 [†]	8	29	161
46	93.5	9.2	12.5*			3.4	1871	265	14	26.5	4	32	162
140	500	2.6	3.2*			3.3	10830	1520	97	147 [†]	30	53	438
80	268	11.5				4	4700	400	180	114 [†]	18	53	143
100	268	10.5				4	4700	400	180	114 [†]	18	53	143
140	125	3.2				3.4	2870	940	38	42.5	10	26	87
195	272	1.5	2			2.3	9985	1635	95	54	11	29	107
120	312	1.9	2.5			2.3	8320	1438	85	45	7	26	83
120	187	2.3	4			2.4	5225	895	55	28	4.5	20	60
105	119	2.8	3.9			2.5	3830	630	45	20	3	18.5	50
20	50	250				4.3	1898	212	15	37 [†]	12	285	3900
11.5	36	420				4.5	632	90	7	12.8 [†]	4.3	170	1300
13	41	94	100*			4.6	820	70	22	15	4.4	32.5	230
70	47	4.5				3.4	6775	557	32	90	13.5	50	380
41	36.5	10	12.5*			3.4	2785	238	12	37 [†]	5	35	210
22	27	24	33			2.7	1190	95	7	7	2.5	30	145
17	23.5	34	43			2.7	870	68	3.5	5.5	2	20	88
27	42	24	30*			4	1770	165	55	28 [†]	10	20	82
56	37.5	6	8*			3.3	3142	435	43	44.5 [†]	8	29	161
43	35.5	9.2	12.5*			3.4	1871	265	14	26.5	4	32	162
72.5	30	3.3				3.4	2870	940	38	42.5	10	26	87
112	41	1.9	2.5			2.3	8320	1438	85	45	7	26	83
90	32	2.3	4			2.4	5225	895	55	28	4.5	20	60
80	29.5	2.8	3.9			2.5	3830	630	45	20	3	18.5	50
-34	33	16	20			-2.5	2550	280	190	18.6	8.6	25	75
-24	43	40	54			-2.4	2461	178	120	19.7	8.9	26.68	167.12
40	357	85				4.1	2718	405	31	60 [†]	21	275	8200
60	658	56				4.1	4438	593	38	88	28	320	14.5
4.2	78	1600				4.5	331	42	3	6.9 [†]	2.3*	160	930
11.5	150	420				4.5	632	90	7	12.8 [†]	4.3*	170	1300
8	78	560				4.3	306	51	3.2	6 [†]	1.5*	77	290
11	45	140	152			2.8	445	29	16	5.1	2.4	21	97
43	100	24	30*			4	1770	165	55	28 [†]	10	20	82
14	30	68	92			2.9	390	30	3	2.8	1.2	15	53
12	20	60	85			3	450	61	27	3.8	1.9	27	30
46	59.5	9.5				2.4	1100	300	28	7	3.5	19	65
50	50	8	11			3	1500	215	135	27.2	6.4	29	26
-40	62.5	15*	20*			-3	2550	280	190	18.6	8.6	38	47
60	52	6.1	9.4			2.5	1480	245	13	8.5	3	11	21
-70	62.5	8.5				-3.5	2760	550	375	45*	12	15	30
70	93	3.1	4.8			3.1	2610	915	115	14	6.3	16.5	34.2
-70	78	8	13			-2.3	2830	430	365	35	12	32	
-26	60	40*	55*			-2.4	2977	241	153	22.2	10	40	59

* R_{DS(ON)} measured at V_{GS} other than 10V, 4.5V or 1.8V.
[†] Q_g measured with V_{GS} = 10V. In all other cases V_{GS} = 4.5V.

Medium Voltage MOSFETs (Continued)

Part Number	Package	Configuration	Polarity	ESD Diode	Schottky Diode	V _{DS} (V)	V _{GS} (±V)
TO-252							
AOD3N40	TO-252	Single	N	No	No	400	30
AOD5N40	TO-252	Single	N	No	No	400	30
AOD9N40	TO-252	Single	N	No	No	400	30
AOD468	TO-252	Single	N	No	No	300	30
AOD458	TO-252	Single	N	No	No	250	30
AOD8N25	TO-252	Single	N	No	No	250	30
AOD450	TO-252	Single	N	No	No	200	30
AOD2210	TO-252	Single	N	No	No	200	20
AOD4504	TO-252	Single	N	No	No	200	20
AOD2544	TO-252	Single	N	No	No	150	20
AOD4454	TO-252	Single	N	No	No	150	20
AOD464	TO-252	Single	N	No	No	105	25
AOD478	TO-252	Single	N	No	No	100	20
AOD482	TO-252	Single	N	No	No	100	20
AOD2910	TO-252	Single	N	No	No	100	20
AOD2910E	TO-252	Single	N	Yes	No	100	20
AOD2916	TO-252	Single	N	No	No	100	20
AOD2922	TO-252	Single	N	No	No	100	20
AOD4126	TO-252	Single	N	No	No	100	25
AOD4286	TO-252	Single	N	No	No	100	20
AOD66923	TO-252	Single	N	No	No	100	20
AOD2810	TO-252	Single	N	No	No	80	20
AOD2816	TO-252	Single	N	No	No	80	20
AOD442G	TO-252	Single	N	No	No	60	20
AOD444	TO-252	Single	N	No	No	60	20
AOD2610E	TO-252	Single	N	Yes	No	60	20
AOD2144	TO-252	Single	N	No	No	40	20
AOD2146	TO-252	Single	N	No	No	40	20
AOD66406	TO-252	Single	N	No	No	40	20
AOD413A	TO-252	Single	P	No	No	-40	20
AOD4185	TO-252	Single	P	No	No	-40	20
AOD4189	TO-252	Single	P	No	No	-40	20
AOD407	TO-252	Single	P	No	No	-60	20
AOD409	TO-252	Single	P	No	No	-60	20
AOD409G	TO-252	Single	P	No	No	-60	20
AOD603A	TO-252	Complementary	N	No	No	60	20
AOD603A	TO-252	Complementary	P	No	No	-60	20
TO-262							
AOW2502	TO-262	Single	N	No	No	150	20
AOW292	TO-262	Single	N	No	No	100	20
AOW296	TO-262	Single	N	No	No	100	20
AOW284	TO-262	Single	N	No	No	80	20
AOW482	TO-262	Single	N	No	No	80	25
AOW66616	TO-262	Single	N	No	No	60	20
AOW66412	TO-262	Single	N	No	No	40	20

1. Not recommended for new designs. Please contact your local sales office for a replacement part, if any.
2. On-resistance Static Source-Source, otherwise Static Drain-Source.

I _D (A)	P _D (W)	R _{DS(ON)} (mΩ max) at V _{GS} =				V _{GS(th)} (max V)	C _{iss} (pF)	C _{oss} (pF)	C _{rss} (pF)	Q _g (nC)	Q _{gd} (nC)	T _{rr} (ns)	Q _{rr} (nC)
		10V	4.5V	2.5V	1.8V								
2.6	50	3100				4.5	186	26	2.1	4.2 [†]	1	140	640
4.2	78	1600				4.5	331	42	3	6.9 [†]	2.3	160	930
8	125	800				4.5	962	73	8	19.5 [†]	7.1	195	1900
11.5	150	420				4.5	632	90	7	12.8 [†]	4.3	170	1300
14	150	280				4.5	637	104	7.1	12	4.6	150	1240
8	78	560				4.3	306	51	3.2	6 [†]	1.5	77	290
3.8	25	700				6	215	32	7.2	3.82 [†]	1.47	59	142
18	100	105	120*			2.5	2065	74	3.8	12	3	60	800
6	42.5	400				3.7	328	20.5	8	44	30	35	150
23	75	54	66			2.7	675	78	4	5.5	2.5	37	210
20	100	94	110*			4.6	820	70	22	15 [†]	4.4	32.5	230
40	100	28	31*			4	2038	204	85	38.5 [†]	10	59.6	161
11	45	140	152			2.8	445	29	16	5.1	2.4	21	97
32	100	37	42			2.7	1630	100	50	18	9	32	200
31	53.5	24	33			2.7	1190	95	7	7	2.5	30	145
37	71.5	23	33			2.7	1200	93	6.3	8	2.5	25	120
25	50	34	43.5			2.7	870	68	3.5	5.5	2	20	88
7	17	140	176			2.7	250	19	2.5	1.8	0.8	19	52
43	100	24	30*			4	1770	165	55	28 [†]	10	20	82
14	30	68	92			2.9	390	30	3	2.8	1.2	15	53
58	73	11	15			2.6	1725	360	7.5	12.5	3.5	41	156
46	100	8.5	12*			3.4	1871	265	14	26.5 [†]	4	32	162
35	53.5	15	29*			3.5	1109	154	9	5	3.2	30	122
40	60	18	23			2.7	1920	155	155	24	14.5	30	105
12	20	60	85			3	450	61	27	3.8	1.9	27	30
46	59.5	9.5	13.3			2.4	1100	300	28	7	3.5	19	65
120	156	2.3	4			2.4	5225	895	55	28	4.5	20	60
54	100	3.1	4.2			2.5	3830	630	45	20	3	18.5	50
60	52	6.1	9.4			2.5	1480	245	13	8.5	3	11	21
-12	50	44	66			-3	900	97	68	7.2	3.5	21.2	13.8
-40	62.5	15	20			-3	2550	280	190	18.6	8.5	38	47
-40	62.5	22	29			-3	1870	185	155	7.9	6.2	32	30
-12	50	115	150			-3	987	114	46	7.4	3.5	27.5	30
-26	60	40	55			-2.4	2977	241	153	22.2	10	40	59
-26	60	40	55			-2.5	2350	160	115	22	10	23	107
12	27	60	85			3	450	61	27	3.8	1.9	27	30
-12	42.5	115	150			-3	960	86	38	7.4	3.5	27.5	30
106	277	10.7				5.1	3010	345	14	43 [†]	10	75	880
105	300	4.1	4.9*			3.4	6775	557	32	90 [†]	13.5	50	380
70	104	9.7*				3.4	2785	238	12	37	5	35	210
105	250	4.3	5.5*			3.3	5154	673	48	71 [†]	11.5	38	230
105	333	7.2	9*			3.7	4054	458	160	66.8 [†]	20.2	26	108
140	125	3.2				3.4	2870	940	38	42.5	10	26	87
120	260	1.9	2.5			2.3	8320	1438	85	45	7	26	83

* R_{DS(ON)} measured at V_{GS} other than 10V, 4.5V or 1.8V.
[†] Q_g measured with V_{GS} = 10V. In all other cases V_{GS} = 4.5V.

Medium Voltage MOSFETs (Continued)

Part Number	Package	Configuration	Polarity	ESD Diode	Schottky Diode	V _{DS} (V)	V _{GS} (±V)
TO-262F							
AOWF412	TO-262F	Single	N	No	No	100	25
TO-263							
AOB2500L	TO-263	Single	N	No	No	150	20
AOB2502L	TO-263	Single	N	No	No	150	20
AOB414	TO-263	Single	N	No	No	100	25
AOB2904	TO-263	Single	N	No	No	100	20
AOB2910L	TO-263	Single	N	No	No	100	20
AOB292L	TO-263	Single	N	No	No	100	20
AOB296L	TO-263	Single	N	No	No	100	20
AOB280L	TO-263	Single	N	No	No	80	20
AOB282L	TO-263	Single	N	No	No	80	20
AOB284L	TO-263	Single	N	No	No	80	20
AOB286L	TO-263	Single	N	No	No	80	20
AOB288L	TO-263	Single	N	No	No	80	20
AOB270AL	TO-263	Single	N	No	No	75	20
AOB470L	TO-263	Single	N	No	No	75	25
AOB66616L	TO-263	Single	N	No	No	60	20
AOB2140L	TO-263	Single	N	No	No	40	20
AOB2144L	TO-263	Single	N	No	No	40	20
AOB2146L	TO-263	Single	N	No	No	40	20
AOB4184	TO-263	Single	N	No	No	40	20
AOB409L	TO-263	Single	P	No	No	-60	20
AOB411L	TO-263	Single	P	No	No	-60	20

1. Not recommended for new designs. Please contact your local sales office for a replacement part, if any.
 2. On-resistance Static Source-Source, otherwise Static Drain-Source.

I _D (A)	P _D (W)	R _{DS(ON)} (mΩ max) at V _{GS} =				VGS(th) (max V)	Ciss (pF)	Coss (pF)	Crss (pF)	Qg (nC)	Qgd (nC)	Trr (ns)	Qrr (nC)
		10V	4.5V	2.5V	1.8V								
30	33	15.8	19.4*			3.8	2680	260	100	45	15	22	96
152	375	6.2	7.3*			3.5	6460	586	22	97 [†]	17	90	1090
106	277	10.7				5.1	3010	347	14	43 [†]	10	75	880
51	150	25				4	1770	165	55	28 [†]	10	20	82
120	326	4.4				3.3	7085	605	32	93	16	49	460
30	50	23.5	32.5			2.7	1190	95	7	7	2.5	30	145
105	300	4.1				3.4	6775	557	32	90	13.5	50	380
70	107	9.7				3.4	2785	238	12	16.5	5	35	210
140	333	2.2	3.1*			3.4	11135	1315	80	160 [†]	28	44	348
105	272.5	3.2	4.9*			3.5	7765	960	66	58	21	40	320
105	250	4.3	5.5*			3.3	5154	673	48	33.5	11.5	38	230
70	167	5.7	7.6*			3.3	3142	435	43	44.5 [†]	8	29	161
46	93.5	8.9	12.2*			3.4	1871	265	14	26.5	4	32	162
140	500	2.4	3*			3.3	10830	1520	97	147 [†]	30	53	438
100	268	10.2				4	4700	400	180	114 [†]	18	53	143
140	125	3.2				3.4	2870	940	38	42.5	10	26	87
195	272	1.5	2			2.3	9985	1635	95	54	11	29	107
120	187	2.3	4			2.4	5225	895	55	28	4.5	20	60
105	119	2.8	3.9			2.5	3830	630	45	20	3	18.5	50
50	50	10	13			3	1500	215	135	13.6	6.4	19	59
-31.5	83.3	38	50			-2.4	2461	178	120	19.7	8.9	25.7	167
-78	187	16.5	22			-2.5	5330	483	234	40	18	27	165

* R_{DS(ON)} measured at V_{GS} other than 10V, 4.5V or 1.8V.
[†] Qg measured with V_{GS} = 10V. In all other cases V_{GS} = 4.5V.

α MOS5™ High Voltage SuperJunction MOSFETs

Part Number	Package	Configuration	Polarity	ESD Diode	Schottky Diode	V _{DS} (V)	V _{GS} (±V)
V_{DS} = 600V							
AOB190A60L	TO-263	Single	N	No	No	600	20
AOT190A60L	TO-220	Single	N	No	No	600	20
AOT380A60L	TO-220	Single	N	No	No	600	20
AOTF190A60L	TO-220F	Single	N	No	No	600	20
AOTF380A60L	TO-220F	Single	N	No	No	600	20
AOD380A60	TO-252	Single	N	No	No	600	20
AOWF190A60	TO-262F	Single	N	No	No	600	20
V_{DS} = 700V							
AOD1R4A70	TO-252	Single	N	No	No	700	20
AOD950A70	TO-252	Single	N	No	No	700	20
AOI1R4A70	TO-251A	Single	N	No	No	700	20
AOI950A70	TO-251A	Single	N	No	No	700	20

1. Not recommended for new designs. Please contact your local sales office for a replacement part, if any.
2. On-resistance Static Source-Source, otherwise Static Drain-Source.

I _D (A)	P _D (W)	R _{DS(ON)} (mΩ max) at V _{GS} =				V _{GS(th)} (max V)	C _{iss} (pF)	C _{oss} (pF)	C _{rss} (pF)	Q _g (nC)	Q _{gd} (nC)	T _{rr} (ns)	Q _{rr} (nC)
		10V	4.5V	2.5V	1.8V								
20	208	190				4.6	1935	55	1.25	34	11	341	6.8
20	208	190				4.6	1935	55	1.25	34	11	341	6.8
11*	131	380				3.2	955	29	2.4	20	6.6	251	3100
20	32	190				4.4	1935	55	1.25	34	8.7	265	3600
11*	27	380				3.2	955	29	2.4	20	6.6	251	3100
11	125	380				3.2	955	29	2.4	20	6.6	251	3100
20*	27	190					1935	55	1.25	34	11	341	6800
3.8	32	1400				4.1	354	12	1.3	8	2	176	1.4
5	56.5	950				4.1	461	15	1.4	10	2.8	200	2
3.8	48	1400				4.1	354	12	1.3	8	2	176	1.4
5	56.5	950				4.1	461	15	1.4	10	2.8	200	2

* R_{DS(ON)} measured at V_{GS} other than 10V, 4.5V or 1.8V.
† Q_g measured with V_{GS} = 10V. In all other cases V_{GS} = 4.5V.

α MOS1 High Voltage MOSFETs⁽¹⁾

Part Number	Package	Configuration	Polarity	ESD Diode	Schottky Diode	V _{DS} (V)	V _{GS} (\pm V)
SOT-23A							
AO3160E	SOT-23A-3	Single	N	Yes	No	600	20
TO-220							
AOT15S60L	TO-220	Single	N	No	No	600	30
AOT4S60	TO-220	Single	N	No	No	600	30
AOT7S60	TO-220	Single	N	No	No	600	30
AOT11S65	TO-220	Single	N	No	No	650	30
AOT25S65	TO-220	Single	N	No	No	650	30
TO-220F							
AOTF29S50	TO-220F	Single	N	No	No	500	30
AOTF11N60/L	TO-220F	Single	N	No	No	600	30
AOTF15S60/L	TO-220F	Single	N	No	No	600	30
AOTF20S60/L	TO-220F	Single	N	No	No	600	30
AOTF27S60/L	TO-220F	Single	N	No	No	600	30
AOTF42S60	TO-220F	Single	N	No	No	600	30
AOTF42S60L	TO-220F	Single	N	No	No	600	30
AOTF4N60/L	TO-220F	Single	N	No	No	600	30
AOTF4S60	TO-220F	Single	N	No	No	600	30
AOTF7S60	TO-220F	Single	N	No	No	600	30
AOTF8N80/L	TO-220F	Single	N	No	No	800	30
AOTF11S65	TO-220F	Single	N	No	No	650	30
AOTF15S65/L	TO-220F	Single	N	No	No	650	30
AOTF25S65	TO-220F	Single	N	No	No	650	30
AOTF7S65/L	TO-220F	Single	N	No	No	650	30
TO-247							
AOK29S50	TO-247	Single	N	No	No	500	30
AOK53S60	TO-247	Single	N	No	No	600	30
AOK20N60L	TO-247	Single	N	No	No	600	30
AOK20S60L	TO-247	Single	N	No	No	600	30
AOK27S60L	TO-247	Single	N	No	No	600	30
AOK42S60L	TO-247	Single	N	No	No	600	30
TO-251							
AOU4S60	TO-251	Single	N	No	No	600	30
TO-251A							
AOI11S60	TO-251A	Single	N	No	No	600	30
AOI4S60	TO-251A	Single	N	No	No	600	30
AOI7S65	TO-251A	Single	N	No	No	650	30
TO-252							
AOD11S60	TO-252	Single	N	No	No	600	30
AOD4S60	TO-252	Single	N	No	No	600	30
AOD7S60	TO-252	Single	N	No	No	600	30
AOD7S65	TO-252	Single	N	No	No	650	30

1. Not recommended for new designs. Please contact your local sales office for a replacement part, if any.
 2. On-resistance Static Source-Source, otherwise Static Drain-Source.

I _D (A)	P _D (W)	R _{DS(ON)} (mΩ max) at V _{GS} =				VGS(th) (max V)	Ciss (pF)	Coss (pF)	Crss (pF)	Qg (nC)	Qgd (nC)	Trr (ns)	Qrr (nC)
		10V	4.5V	2.5V	1.8V								
0.04	1.39	500000	600000			3.2	9.5	1.7	0.6	0.9	0.49	105	9.5
15	208	290				3.8	717	58	1.3	15.6 [†]	6	282	4500
4	83	900				4.1	263	21	0.75	6 [†]	1.8	177	1500
7	104	600				3.9	372	28	1.2	8.2 [†]	2.8	198	2400
11	198	399				4	646	42	1.1	13.2 [†]	4.3	278	4200
25	357	190				4	1278	87	1.4	26.4 [†]	9.5	408	8270
29	50	150				3.9	1312	88	2.5	26.6 [†]	9.2	387	7300
11	50	650				4.5	1656	146	11.2	30.6 [†]	9.6	500	5900
15	27.8	290				3.8	717	58	1.3	15.6 [†]	6	282	4500
20	50	1990				2.8	1038	68	2.1	19.8	7.6	350	5700
27	50	160				4	1294	80	2.3	26	8.8	440	7500
39	50	99				3.8	2154	135	2.7	40 [†]	11.9	473	10500
39	37.9	99				3.8	2154	135	2.7	40 [†]	11.9	473	10500
4	35	2200				4.5	511	51	4.4	15	7.6	212	1600
4	83	900				4.1	263	21	0.75	6 [†]	1.8	177	1500
7	34	600				3.9	372	28	1.2	8.2 [†]	2.8	198	2400
7.4	50	1630				4.5	1375	101	11	26	9.1	484	6000
11	39	399				4	646	42	1.1	13.2 [†]	4.3	278	4200
15	50	290				4	841	58	1.1	17.2 [†]	5.3	320	5500
25	50	190				4	1278	87	1.4	26.4 [†]	9.5	408	8270
7	25	650				4	434	30	17.5	9.2 [†]	2.7	224	2800
29	357	150				3.9	1312	88	2.5	26.6 [†]	9.2	387	7300
53	520	70				3.8	3034	222	3	59 [†]	19	664	14000
20	417	370				4.5	3061	273	22.8	61	24	480	10.5
20	266	199				4.1	1038	68	2.1	19.8	7.6	380	5.7
27	357	160				4	1294	80	2.3	26	6.2	440	7.5
39	417	99				3.8	2154	135	2.7	40	11.9	473	10.5
4	56.8	900				4.1	263	21	0.75	6 [†]	1.8	177	1500
11	208	399				4.1	545	37.3	1.42	11 [†]	3.8	250	3300
4	56.8	900				4.1	263	21	0.75	6 [†]	1.8	177	1500
7	89	650				4	434	30	17.5	9.2 [†]	2.7	224	2800
11	208	399				4.1	545	37.3	1.42	11 [†]	3.8	250	3300
4	56.8	900				4.1	263	21	0.75	6 [†]	1.8	177	1500
7	83	600				3.9	372	28	1.2	8.2 [†]	2.8	198	2400
7	89	650				4	434	30	17.5	9.2 [†]	2.7	224	2800

* R_{DS(ON)} measured at V_{GS} other than 10V, 4.5V or 1.8V.
[†] Qg measured with V_{GS} = 10V. In all other cases V_{GS} = 4.5V.

α MOS1 High Voltage MOSFETs⁽¹⁾ (Continued)

Part Number	Package	Configuration	Polarity	ESD Diode	Schottky Diode	V _{DS} (V)	V _{GS} (\pm V)
TO-262							
AOW29S50	TO-262	Single	N	No	No	500	30
AOW11S60	TO-262	Single	N	No	No	600	30
AOW15S60	TO-262	Single	N	No	No	600	30
AOW20S60	TO-262	Single	N	No	No	600	30
AOW4S60	TO-262	Single	N	No	No	600	30
AOW7S60	TO-262	Single	N	No	No	600	30
AOW11S65	TO-262	Single	N	No	No	650	30
AOW15S65	TO-262	Single	N	No	No	650	30
AOW25S65	TO-262	Single	N	No	No	650	30
AOW7S65	TO-262	Single	N	No	No	650	30
TO-262F							
AOWF11S60	TO-262F	Single	N	No	No	600	30
AOWF15S60	TO-262F	Single	N	No	No	600	30
AOWF20S60	TO-262F	Single	N	No	No	600	30
AOWF4S60	TO-262F	Single	N	No	No	600	30
AOWF7S60	TO-262F	Single	N	No	No	600	30
AOWF11S65	TO-262F	Single	N	No	No	650	30
AOWF15S65	TO-262F	Single	N	No	No	650	30
AOWF25S65	TO-262F	Single	N	No	No	650	30
AOWF7S65	TO-262F	Single	N	No	No	650	30
TO-263							
AOB27S60L	TO-263	Single	N	No	No	600	30
AOB42S60L	TO-263	Single	N	No	No	600	30
AOB4S60	TO-263	Single	N	No	No	600	30
AOB7S60	TO-263	Single	N	No	No	600	30
AOB11S65	TO-263	Single	N	No	No	650	30
AOB15S65	TO-263	Single	N	No	No	650	30
AOB25S65	TO-263	Single	N	No	No	650	30
AOB7S65	TO-263	Single	N	No	No	650	30
DFN 8x8							
AOV11S60	DFN8x8	Single	N	No	No	600	30
AOV15S60	DFN8x8	Single	N	No	No	600	30
AOV20S60	DFN8x8	Single	N	No	No	600	30

1. Not recommended for new designs. Please contact your local sales office for a replacement part, if any.
 2. On-resistance Static Source-Source, otherwise Static Drain-Source.

I _D (A)	P _D (W)	R _{DS(ON)} (mΩ max) at V _{GS} =				V _{GS(th)} (max V)	C _{iss} (pF)	C _{oss} (pF)	C _{rss} (pF)	Q _g (nC)	Q _{gd} (nC)	T _{rr} (ns)	Q _{rr} (nC)
		10V	4.5V	2.5V	1.8V								
29	357	150				3.9	1312	88	2.5	26.6 [†]	9.2	387	7300
11	178	399				4.1	545	37.3	1.42	11 [†]	3.8	250	3300
15	208	290				3.8	717	58	1.3	15.6 [†]	6	282	4500
20	266	199				4.1	1038	68	2.1	19.8 [†]	7.6	350	5700
4	83	900				4.1	263	21	0.75	6 [†]	1.8	177	1500
7	104	600				3.9	372	28	1.2	8.2 [†]	2.8	198	2400
11	198	399				4	646	42	1.1	13.2 [†]	4.3	278	4200
15	208	290				4	841	58	1.1	17.2 [†]	5.6	320	5500
25	357	190				4	1278	87	1.4	26.4 [†]	9.5	408	8270
7	104	650				4	434	30	1	9.2 [†]	2.7	224	2800
11	28	399				4.1	545	37.3	1.42	11 [†]	3.8	250	3300
15	27.8	290				3.8	717	58	1.3	15.6 [†]	6	282	4500
20	28	199				4.1	1038	68	2.1	19.8 [†]	7.6	350	5700
4	83	900				4.1	263	21	0.75	6 [†]	1.8	177	1500
7	25	600				3.9	372	28	1.2	8.2 [†]	2.8	198	2400
11	28	399				4	646	42	1.1	13.2 [†]	4.3	278	4200
15	28	290				4	841	58	1.1	17.2 [†]	5.3	320	5500
25	28	190				4	1278	87	1.4	26.4 [†]	9.5	408	8270
7	25	650				4	434	30	1	9.2 [†]	2.7	224	2800
27	357	160				4	1294	80	2.3	26 [†]	8.8	440	7500
37	417	109				3.8	2154	135	2.7	40 [†]	11.9	473	10500
4	83	900				4.1	263	21	0.75	6 [†]	1.8	177	1500
7	104	600				3.9	372	28	1.2	8.2 [†]	2.8	198	2400
11	198	399				4	646	42	1.1	13.2 [†]	4.3	278	4200
15	208	290				4	841	58	1.1	17.2 [†]	5.3	320	5500
25	357	190				4	1278	87	1.4	26.4 [†]	9.5	408	8270
7	104	650				4	434	30	17.5	9.2 [†]	2.7	224	2800
8	156	500				4.1	545	37.3	1.42	11 [†]	3.8	250	3300
12	208	360				3.8	717	58	1.3	15.6 [†]	6	282	4500
18	276	250				4.1	1038	68	2.1	20 [†]	7.6	350	5700

* R_{DS(ON)} measured at V_{GS} other than 10V, 4.5V or 1.8V.
[†] Q_g measured with V_{GS} = 10V. In all other cases V_{GS} = 4.5V.

Intelligent Power Modules (IPMs)

Part Number	Package	Description	Input Logic	Rated Voltage (V)	Rated Current (A)	Emitter Configuration	
IPM-5 / IPM-5A							
AIM5C05B060N1	IPM-5	3-Phase IGBT IPM	Active High	600	5	Common	
AIM5D05B060N1	IPM-5	3-Phase IGBT IPM	Active High	600	5	Separated	
AIM5D10B060M1	IPM-5	3-Phase IGBT IPM	Active High	600	10	Separated	
AIM5D05K060M2	NEW	IPM-5A	3-Phase ESD IGBT IPM	Active High	600	5	Separated
AIM5D05K060M2S	NEW	IPM-5	3-Phase ESD IGBT IPM	Active High	600	5	Separated

Insulated-Gate Bipolar Transistors (IGBTs) – Single

Part Number	Package	Configuration	$V_{CE(max)}$ (V)		$I_C(max)$ (A)		$V_{CE(sat)}$ (typ) (V)	E_{ON} (typ) (mJ)	E_{OFF} (typ) (mJ)	Q_g (typ) (nC)
					25°C	100°C				
TO-247										
AOKS30B60D1	TO-247	IGBT	600	60	30	2	1.1	0.24	34	
AOKS40B65H2AL	TO-247	IGBT	650	80	40	2.05	1.17	0.54	61	
AOKS40B60D1	TO-247	IGBT	600	80	40	1.85	1.55	0.3	45	

Insulated-Gate Bipolar Transistors (IGBTs) – Co-Pack

Part Number	Package	Configuration	$V_{CE(max)}$ (V)		$I_C(max)$ (A)	
					25°C	100°C
TO-220						
AOT5B65M1	TO-220	IGBT with Anti-Parallel Diode	650	10	5	
AOT10B65M1	TO-220	IGBT with Anti-Parallel Diode	650	10	10	
AOT10B65M2	TO-220	IGBT with Anti-Parallel Diode	650	10	10	
AOT15B65M1	TO-220	IGBT with Anti-Parallel Diode	650	30	15	
AOT15B65M3	TO-220	IGBT with Anti-Parallel Diode	650	30	15	
AOT20B65M1	TO-220	IGBT with Anti-Parallel Diode	650	40	20	
AOT5B60D	TO-220	IGBT with Anti-Parallel Diode	600	10	5	
AOT10B60D	TO-220	IGBT with Anti-Parallel Diode	600	20	10	
AOT15B60D	TO-220	IGBT with Anti-Parallel Diode	600	30	15	
TO-220F						
AOTF5B65M1	TO-220F	IGBT with Anti-Parallel Diode	650	10	5	
AOTF5B65M2	TO-220F	IGBT with Anti-Parallel Diode	650	10	5	
AOTF10B65M1	TO-220F	IGBT with Anti-Parallel Diode	650	20	10	
AOTF10B65M2	TO-220F	IGBT with Anti-Parallel Diode	650	20	10	
AOTF15B65M1	TO-220F	IGBT with Anti-Parallel Diode	650	30	15	
AOTF15B65M2	TO-220F	IGBT with Anti-Parallel Diode	650	30	15	
AOTF15B65M3	TO-220F	IGBT with Anti-Parallel Diode	650	30	15	
AOTF20B65LN2	TO-220F	IGBT with Anti-Parallel Diode	650	40	20	
AOTF20B65M1	TO-220F	IGBT with Anti-Parallel Diode	650	40	20	
AOTF20B65M2	TO-220F	IGBT with Anti-Parallel Diode	650	40	20	
AOTF5B60D	TO-220F	IGBT with Anti-Parallel Diode	600	10	5	
AOTF10B60D	TO-220F	IGBT with Anti-Parallel Diode	600	20	10	
AOTF10B60D2	TO-220F	IGBT with Anti-Parallel Diode	600	23	10	
AOTF15B60D	TO-220F	IGBT with Anti-Parallel Diode	600	30	15	
AOTF15B60D2	TO-220F	IGBT with Anti-Parallel Diode	600	23	15	

$V_{CE(sat)}$ (typ) (V)	E_{ON} (typ) (mJ)	E_{OFF} (typ) (mJ)	Q_g (typ) (nC)	V_F (typ) (V)	Q_{rr} (typ) (μ C)	I_{rm} (typ) (A)
1.57	0.08	0.07	14	1.8	0.24	2.78
1.6	0.18	0.13	24	1.9	0.4	3.8
1.6	0.18	0.13	24	1.6	0.45	4
1.7	0.29	0.2	32	1.77	0.7	4.7
1.95	0.28	0.19	25.4	1.9	0.4	3.8
1.7	0.47	0.27	46	1.66	0.8	5.2
1.55	0.14	0.04	9.4	1.46	0.23	4.4
1.53	0.26	0.07	17.4	1.52	0.25	5
1.6	0.42	0.11	25.4	1.43	0.48	5.8
1.57	0.08	0.07	14	1.8	0.24	2.78
1.57	0.08	0.07	14	1.48	0.27	3.5
1.6	0.18	0.13	24	1.9	0.4	3.8
1.6	0.18	0.13	24	1.6	0.5	4
1.7	0.29	0.2	32	1.77	0.7	4.7
1.7	0.29	0.2	32	1.5	0.7	5.4
1.95	0.28	0.19	25.4	1.9	0.4	3.8
1.54	0.45	0.26	14	1.6	0.6	5.4
1.7	0.47	0.27	46	1.66	0.8	5.2
1.7	0.58	0.28	46	1.56	0.8	5.6
1.55	0.14	0.04	9.4	1.46	0.23	4.4
1.53	0.26	0.07	17.4	1.52	0.25	5
1.55	0.14	0.04	9.4	1.46	0.23	4.4
1.6	0.42	0.11	25.4	1.43	0.48	5.8
1.53	0.26	0.07	17.4	1.52	0.25	5

Insulated-Gate Bipolar Transistors (IGBTs) – Co-Pack (Continued)

Part Number	Package	Configuration	V _{CE} (max) (V)	I _C (max) (A)		
				25°C	100°C	
TO-247						
AOK20B135D1	TO-247	IGBT with Anti-Parallel Diode	1350	40	20	
AOK20B135E1	TO-247	IGBT with Anti-Parallel Diode	1350	40	20	
AOK30B135W1	TO-247	IGBT with Anti-Parallel Diode	1350	60	30	
AOK20B120E1	TO-247	IGBT with Anti-Parallel Diode	1200	40	20	
AOK20B120E2	TO-247	IGBT with Anti-Parallel Diode	1200	40	20	
AOK20B120D1	TO-247	IGBT with Anti-Parallel Diode	1200	40	20	
AOK30B120D2	TO-247	IGBT with Anti-Parallel Diode	1200	60	30	
AOK40B120H1	TO-247	IGBT with Anti-Parallel Diode	1200	80	40	
AOK20B65M1	TO-247	IGBT with Anti-Parallel Diode	650	40	20	
AOK20B65M2	TO-247	IGBT with Anti-Parallel Diode	650	40	20	
AOK30B65M2	TO-247	IGBT with Anti-Parallel Diode	650	60	30	
AOK40B65H1	TO-247	IGBT with Anti-Parallel Diode	650	80	40	
AOK40B65H2AL	TO-247	IGBT with Anti-Parallel Diode	650	80	40	
AOK40B65M3	TO-247	IGBT with Anti-Parallel Diode	650	80	40	
AOK50B65H1	TO-247	IGBT with Anti-Parallel Diode	650	100	50	
AOK50B65M2	TO-247	IGBT with Anti-Parallel Diode	650	80	40	
AOK60B65H1	TO-247	IGBT with Anti-Parallel Diode	650	120	60	
AOK60B65H2AL	NEW	TO-247	IGBT with Anti-Parallel Diode	650	120	60
AOK60B65M3	TO-247	IGBT with Anti-Parallel Diode	650	120	60	
AOK75B65H1	TO-247	IGBT with Anti-Parallel Diode	650	150	75	
AOK10B60D	TO-247	IGBT with Anti-Parallel Diode	600	20	10	
AOK15B60D	TO-247	IGBT with Anti-Parallel Diode	600	30	15	
AOK20B60D1	TO-247	IGBT with Anti-Parallel Diode	600	40	20	
AOK30B60D	TO-247	IGBT with Anti-Parallel Diode	600	60	30	
AOK30B60D1	TO-247	IGBT with Anti-Parallel Diode	600	60	30	
AOK40B60D	TO-247	IGBT with Anti-Parallel Diode	600	80	40	
AOK40B60D1	TO-247	IGBT with Anti-Parallel Diode	600	80	40	
AOK50B60D1	TO-247	IGBT with Anti-Parallel Diode	600	100	50	
AOK60B60D1	TO-247	IGBT with Anti-Parallel Diode	600	120	60	
AOK75B60D1	TO-247	IGBT with Anti-Parallel Diode	600	150	75	

$V_{CE(sat)}$ (typ) (V)	E_{ON} (typ) (mJ)	E_{OFF} (typ) (mJ)	Q_g (typ) (nC)	V_F (typ) (V)	Q_{rr} (typ) (μ C)	I_{rm} (typ) (A)
1.57		1.05	66	1.46		
1.8		0.8	58	1.6		
1.8		1.47	62	1.6		
1.68		0.83	60.5	1.6		
1.75		0.82	53.5	1.6		
1.54		0.94	67.5	1.33		
1.77		1.28	67	1.5		
1.8	2.45	1.24	128	2.8	1.1	6.5
1.7	0.47	0.27	46	1.66	1.6	7.1
1.7	0.58	0.28	46	1.56	0.8	5.6
1.66	1.02	0.41	63	1.56	1.2	7.4
1.9	1.27	0.46	63	2.22	1	6.2
2.05	1.17	0.54	61	2.12	0.7	4.7
1.95	1.3	0.5	59	2.22	1	6
1.9	1.92	0.85	76	2.25	0.9	6.3
1.95	1.3	0.5	59	2.22	1	6
1.88	2.42	1.17	90	2.08	1.2	7.8
1.95	2.36	1.17	84	1.88		6
1.94	2.6	1.3	106	1.91	1.3	7.5
1.85	3.77	2.04	109	2.15	1.2	7.9
1.53	0.32	0.07	17.4	1.52	0.25	5
1.6	0.51	0.11	25.4	1.43	0.48	5.8
1.85	0.76	0.18	24.6	1.35	0.43	6.5
1.6	1.18	0.2	47	1.34	0.8	9.5
1.85	1.1	0.24	34	1.47	0.50	7
1.6	1.72	0.3	63.5	1.36	0.86	10
1.85	1.55	0.3	45	1.42	0.63	8
1.85	2.37	0.5	64	1.4	0.77	9
1.85	3.1	0.73	75	1.34	0.84	10
1.72	3.7	1.3	118	1.44	0.9	10

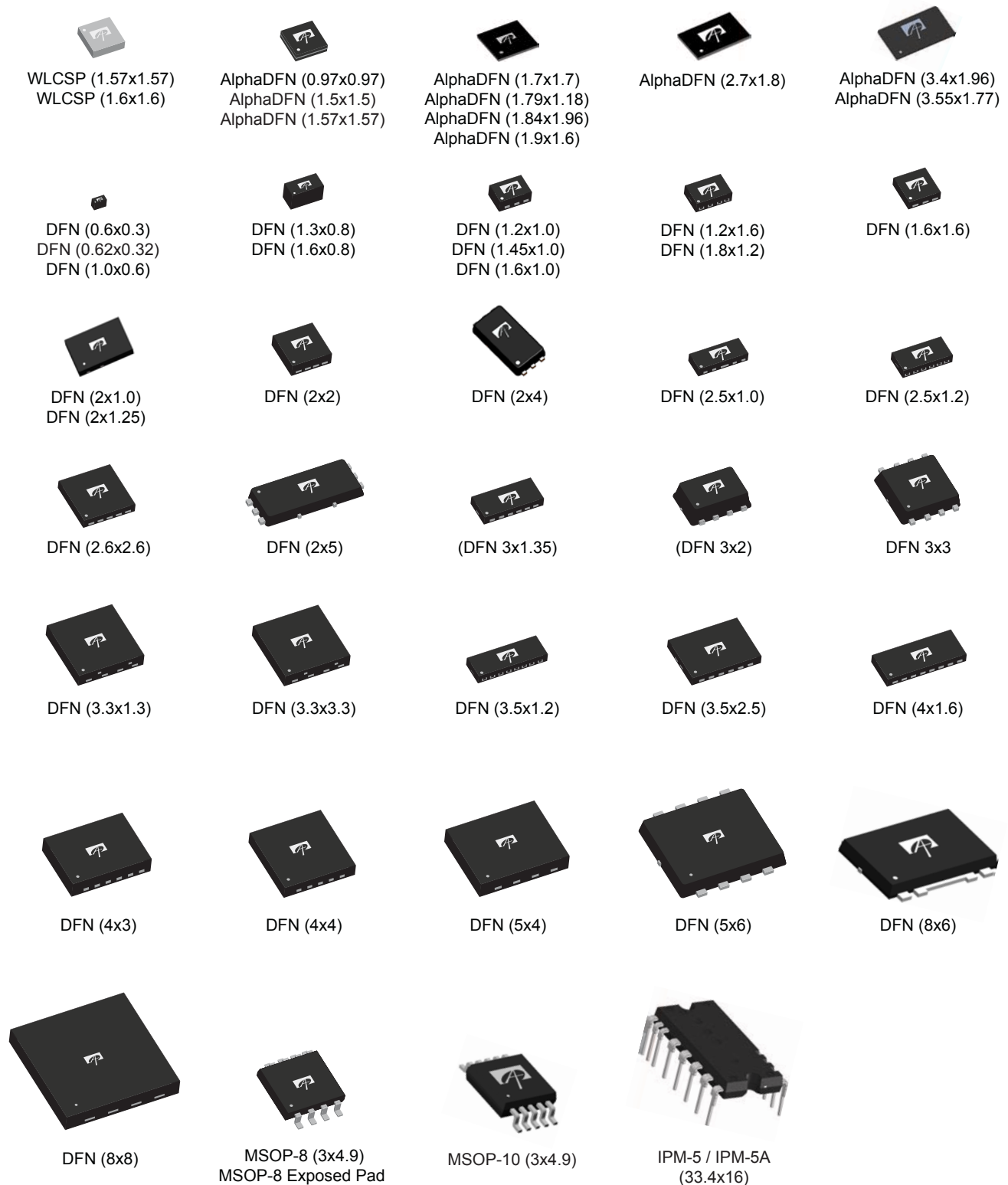
Insulated-Gate Bipolar Transistors (IGBTs) – Co-Pack (Continued)

Part Number	Package	Configuration	V _{CE} (max) (V)	I _C (max) (A)	
				25°C	100°C
TO-252					
AOD5B65M1	TO-252	IGBT with Anti-Parallel Diode	650	10	5
AOD5B65M1H	TO-252	IGBT with Anti-Parallel Diode	650	10	5
AOD5B65N1	TO-252	IGBT with Anti-Parallel Diode	650	10	5
AOD5B60D	TO-252	IGBT with Anti-Parallel Diode	600	10	5
AOD6B60M1	TO-252	IGBT with Anti-Parallel Diode	600	12	6
AOD7B65M3	TO-252	IGBT with Anti-Parallel Diode	650	14	7
TO-263					
AOB5B65M1	TO-263	IGBT with Anti-Parallel Diode	650	10	5
AOB10B65M1	TO-263	IGBT with Anti-Parallel Diode	650	20	10
AOB15B65M1	TO-263	IGBT with Anti-Parallel Diode	650	30	15
AOB5B60D	TO-263	IGBT with Anti-Parallel Diode	600	10	5
AOB10B60D	TO-263	IGBT with Anti-Parallel Diode	600	20	10
AOB15B60D	TO-263	IGBT with Anti-Parallel Diode	600	30	15
AOB20B65M1	TO-263	IGBT with Anti-Parallel Diode	650	40	20

$V_{CE(sat)}$ (typ) (V)	E_{ON} (typ) (mJ)	E_{OFF} (typ) (mJ)	Q_g (typ) (nC)	V_F (typ) (V)	Q_{rr} (typ) (μ C)	I_{rm} (typ) (A)
1.57	0.08	0.07	14	1.8	0.24	2.78
1.57	0.08	0.07	14	1.8	0.24	2.78
2.5	0.081	0.049	9.2	2.13	0.19	2.5
1.6	0.14	0.04	9.4	1.46	0.23	4.4
1.7	0.12	0.09	14	1.45	0.15	3.5
1.87	0.108	0.099	14	2.6	0.29	3
1.57	0.08	0.07	14	1.8	0.24	2.78
1.6	0.18	0.13	24	1.9	0.4	3.8
1.7	0.29	0.2	32	1.77	0.7	4.7
1.55	0.18	0.09	9.4	1.46	0.23	4.4
1.6	0.26	0.07	17.4	1.52	0.25	5
1.6	0.42	0.11	25.4	1.43	0.48	5.8
1.7	0.47	0.27	46	1.66	0.8	5.2

Package Type

AOS delivers advanced package technologies that meet the ever-increasing performance and power-efficiency requirements of our customers. We offer a range of package options to support a wide spectrum of end-applications,



NOTE: Images are not to scale

from handheld, to computing, to consumer, and high-power industrial applications.



QFN (1.8x2.6)



QFN (2.1x1.6)



QFN (3x3)



QFN (3.5x5)



QFN (4x4)



QFN (5x5)




QFN (6x6)




SC-70 (2.1x1.3)



SC-89 (1.6x1.2)



SO-8 (4.9x3.9)
SO-8 Exposed Pad




Ultra SO-8 (5.11x5.0)



SOT-23 (2.9x1.6)
SOT23A (2.9x1.3)



SOT-143 (2.8x1.2)



SOT-223 (6.5x3.4)




TOLLA (9.8x11.68)




TSOP-6 (2.9x1.6)




TSOT23-6 (2.9x1.5)




TSSOP-8 (3x4.4)




TO-220 (10.03x15.44)
(28.26 w/leads)




TO-220F (10.16x15.87)
(28.86 w/leads)




TO-247 (15.8x21)
(40.92 w/leads)




TO-251 (6.5x5.55)
(14.75 w/leads)




TO-251A/B (6.6x6.1)
(9.73 w/leads for A)
(10.48 w/leads for B)




DPAK (TO-252)
6.6x6.1
(10.03 w/leads)



I²PAK (TO-262)
10.15x8.78
(22.45 w/leads)



I²PAK (TO-262F)
10.15x8.78
(22.45 w/leads)



D²PAK (TO-263)
9.14x10.03
(15.24 w/leads)

NOTE: Images are not to scale

LEFT BLANK INTENTIONALLY

AOS SALES OFFICES

UNITED STATES

475 Oakmead Parkway
Sunnyvale, CA 94085
Phone: +1 (408) 830-9742
Fax: +1 (408) 830-9749
Email: Inquiries@aosmd.com

EUROPE

Phone: +44 7785 575089
Email: Ewilliams@aosmd.com

HONG KONG

Room 701, Tesbury Center
28 Queen's Road East
Wanchai
Phone: +86 (755) 8351-7733
Email: AOSChina@aosmd.com

TAIWAN

9/F, No. 292 Yangguang Street
Neihu District
Taipei City 11491
Phone: +886 (2) 8751-5616
Fax: +886 (2) 2627-4762
Email: AOSTaiwan@aosmd.com

CHINA

Shenzhen

East 10/F, Matsunichi Building
#9996 Shennan Blvd.
Shenzhen 518057
Phone: +86 (755) 8351-7733
Fax: +86 (755) 835-15883
Email: AOSChina@aosmd.com

Shanghai

Room 1002-1005, Tower 1,
Kerry EverBright City
218 Tianmu West Road
Shanghai 200070
Phone: +86 (21) 6353-3218
Fax: +86 (21) 6353-9339
Email: AOSChina@aosmd.com

Beijing

Phone: +86 (186) 1126-3304
Email: Qsbi@aosmd.com

Chengdu

Phone: +86 (180) 1112-2993
Email: Zhongwu@aosmd.com

Qingdao

Phone: +86 (180) 0532-0539
Email: Yszhang@aosmd.com

JAPAN

5F, Yurakucho Building
1-10-1 Yurakucho
Chiyoda-ku
Tokyo 102-0083
Phone: +81 (3) 6826-1401
Email: AOSJapan@aosmd.com

SOUTH KOREA

10th Floor, Bandi Building
Bongeunsa-ro 114
Gangnam-gu
Seoul 135-907
Phone: +82 (2) 557-8501
Fax: +82 (2) 557-8420
Email: AOSKorea@aosmd.com

ASEAN

Email: AOSasean@aosmd.com

To contact any of our sales partners worldwide, please visit our website at: www.aosmd.com/contact





Powering a Greener Future™

www.aosmd.com