

PCB terminal block - SPTA 1/ 6-5,0 - 1752256

Please be informed that the data shown in this PDF Document is generated from our Online Catalog. Please find the complete data in the user's documentation. Our General Terms of Use for Downloads are valid (<http://phoenixcontact.com/download>)

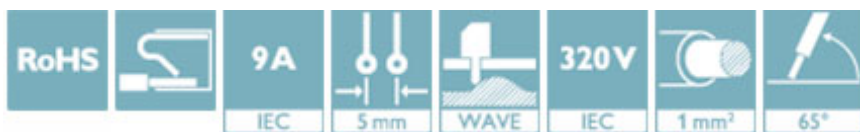
PCB terminal block, nominal current: 9 A, nom. voltage: 320 V, pitch: 5 mm, number of positions: 6, connection method: Push-in spring connection, mounting: Wave soldering, conductor/PCB connection direction: 65 °, color: green



The figure shows the 10-position version

Your advantages

- Time saving push-in connection, tools not required
- Defined contact force ensures that contact remains stable over the long term
- Intuitive use through colour coded actuation lever
- Angled connection enables multi-row arrangement on the PCB
- Quick and convenient testing using integrated test option



Key Commercial Data

Packing unit	50 pc
GTIN	
GTIN	4046356321105

Technical data

Dimensions

Length [l]	10 mm
Pitch	5 mm
Dimension a	25 mm
Width [w]	29.1 mm
Height	12.4 mm
Height [h]	15.9 mm
Solder pin [P]	3.5 mm
Pin spacing	5 mm
Hole diameter	1.1 mm

General

PCB terminal block - SPTA 1/ 6-5,0 - 1752256

Technical data

General

Range of articles	SPTA 1/
Insulating material group	I
Rated surge voltage (III/3)	4 kV
Rated surge voltage (III/2)	4 kV
Rated surge voltage (II/2)	4 kV
Rated voltage (III/3)	250 V
Rated voltage (III/2)	320 V
Rated voltage (II/2)	630 V
Connection in acc. with standard	EN-VDE
Nominal current I_N	9 A
Nominal cross section	1 mm ²
Maximum load current	9 A
Insulating material	PA
Flammability rating according to UL 94	V0
Stripping length	8 mm
Number of positions	6

Connection data

Conductor cross section solid min.	0.2 mm ²
Conductor cross section solid max.	1.5 mm ²
Conductor cross section flexible min.	0.2 mm ²
Conductor cross section flexible max.	1 mm ²
Conductor cross section flexible, with ferrule without plastic sleeve min.	0.25 mm ²
Conductor cross section flexible, with ferrule without plastic sleeve max.	0.75 mm ²
Conductor cross section flexible, with ferrule with plastic sleeve min.	0.25 mm ²
Conductor cross section flexible, with ferrule with plastic sleeve max.	0.75 mm ²
Conductor cross section AWG min.	24
Conductor cross section AWG max.	16

Standards and Regulations

Connection in acc. with standard	EN-VDE
	CUL
Flammability rating according to UL 94	V0

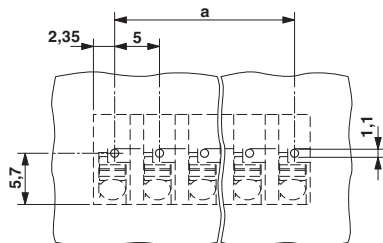
Environmental Product Compliance

China RoHS	Environmentally friendly use period: unlimited = EFUP-e
	No hazardous substances above threshold values

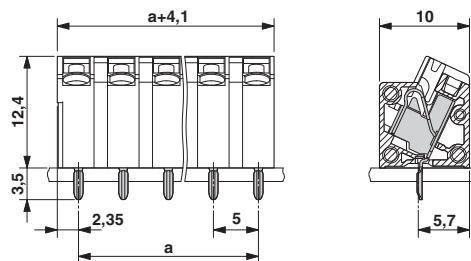
Drawings

PCB terminal block - SPTA 1/ 6-5,0 - 1752256

Drilling diagram



Dimensional drawing



Approvals

Approvals

Approvals

IECEE CB Scheme / VDE Gutachten mit Fertigungsüberwachung / EAC / cULus Recognized

Ex Approvals

Approval details

IECEE CB Scheme		http://www.iecee.org/	DE1-58146
-----------------	--	---	-----------

VDE Gutachten mit Fertigungsüberwachung		http://www2.vde.com/de/Institut/Online-Service/VDE-gepruefteProdukte/Seiten/Online-Suche.aspx	40029329
---	--	---	----------

Nominal voltage UN	250 V
Nominal current IN	9 A
mm ² /AWG/kcmil	0.2-1.5

EAC		B.01742
-----	--	---------

cULus Recognized		http://database.ul.com/cgi-bin/XYV/template/LISEXT/1FRAME/index.htm	E60425-20061129
Nominal voltage UN	D 300 V	B 300 V	

PCB terminal block - SPTA 1/ 6-5,0 - 1752256

Approvals

	D	B
Nominal current IN	10 A	10 A
mm ² /AWG/kcmil	26-16	26-16

Phoenix Contact 2019 © - all rights reserved
<http://www.phoenixcontact.com>

PHOENIX CONTACT GmbH & Co. KG
Flachsmarktstr. 8
32825 Blomberg
Germany
Tel. +49 5235 300
Fax +49 5235 3 41200
<http://www.phoenixcontact.com>