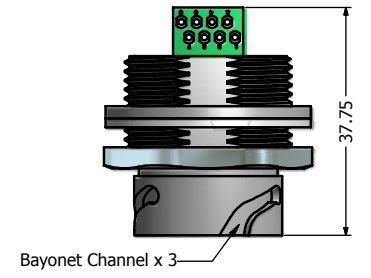
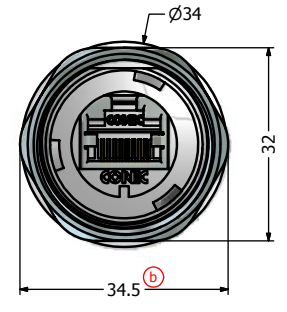
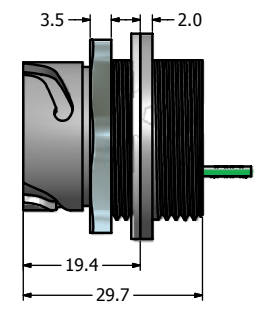
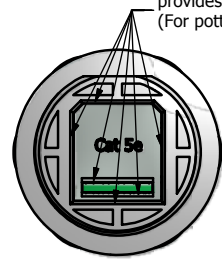


Shielded Cat.5e RJ45 PCB Jack accepts both Solid and Stranded AWG 24 to 26 Wires



Sealed with Sealing Compound, provides IP67 even when uncovered (For potted version only)



- Notes:**
- Electrical Specifications:
    - Meets EIA/TIA-568-B.2 Cat.5e Specification
    - Contact Resistance: 20mOhm max.
    - Insulation Resistance: 500MOhm min. @ 100 VDC
    - Current Rating: 1.2A max. at 25°C
    - Working Voltage: 100 VDC
    - DWV: 1000 VDC/60s Contact to Contact, 1500 VDC/60s Contact to Metal Shell
    - Operating Temperature: -40°C to +85°C
  - Material and Finish:
    - Receptacle Housing: Metallized ABS (Nickel Plated); UL94 V-0
    - Cover Coupling Ring: Metallized ABS (Nickel Plated); UL94 V-0
    - Panel Nut: Brass, Finish: Nickel Plated
    - Panel Gasket: Silicon, Color: White
    - Cover Gasket: Silicon, Color: White
    - Tether: Polycarbonate, Color: Black
    - Cat.5e RJ45 PCB Jack Metal Shell: Copper Alloy, Nickel Plated
    - Cat.5e RJ45 PCB Jack Plastic Housing: Glass filled PBT UL94 V-0, Color: Black
    - Cat.5e RJ45 PCB Jack Contacts: Phosphor Bronze, Finish: 50u" Gold min. over Nickel
  - Connector can be front or rear mounted to a maximum panel thickness of 3.2mm.
  - IP67 rated when covered or fully mated with the appropriate mating connector
  - RoHS compliant

Directive 2002/95/EC RoHS Compliant

THIS DRAWING MAY NOT BE COPIED, OR REPRODUCED IN ANY WAY AND MAY NOT BE PASSED ON TO A THIRD PARTY WITHOUT WRITTEN PERMISSION. OWNERSHIP AND COPYRIGHT OF CONEC CORPORATION. <b>DOT NOT ALTER CAD DRAWING BY HAND</b>	Customer:			Tolerance Unless otherwise specified			Scale: 1:2:1	Dim. in mm											
	Name	Title	Approval Date	0 PLC ±0.50	1 PLC ±0.38		Autodesk Inventor	Material: See Notes											
				2 PLC ±0.25	3 PLC ±0.10	<table border="1"> <tr><td>Draw.</td><td>Jan. 28</td><td>Vincent Ke</td></tr> <tr><td>Appd.</td><td>Jan. 28</td><td>J. Chaudry</td></tr> <tr><td>Norm</td><td></td><td></td></tr> <tr><td>D-old</td><td></td><td></td></tr> </table>	Draw.	Jan. 28	Vincent Ke	Appd.	Jan. 28	J. Chaudry	Norm			D-old			<b>Potted Receptacle &amp; Cover Kit</b> <b>Metallized Plastic Receptacle Housing</b> with Shielded Cat. 5e RJ45 PCB Jack
	Draw.	Jan. 28	Vincent Ke																
	Appd.	Jan. 28	J. Chaudry																
	Norm																		
	D-old																		
	b	Mar/08/2011	Vincent Ke	ANGLES ±3		Drawing No.: 17K1A201	DIN A3												
	a	original				Part No.: 17-10040	Sheet 1/1												
	Rev.	Changes	Date	Name															
<b>CONEC</b>																			

# Mouser Electronics

Authorized Distributor

Click to View Pricing, Inventory, Delivery & Lifecycle Information:

[CONEC:](#)

[17-10040](#)