

4

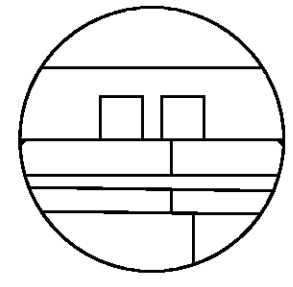
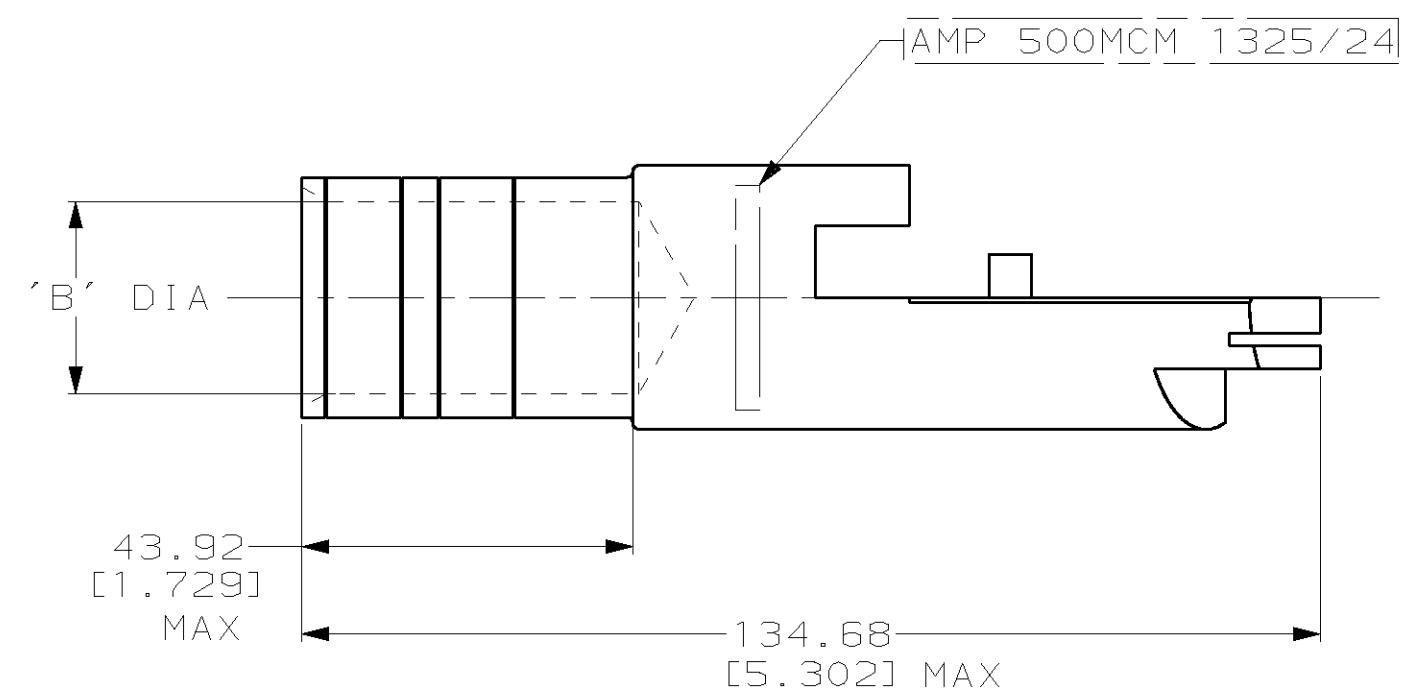
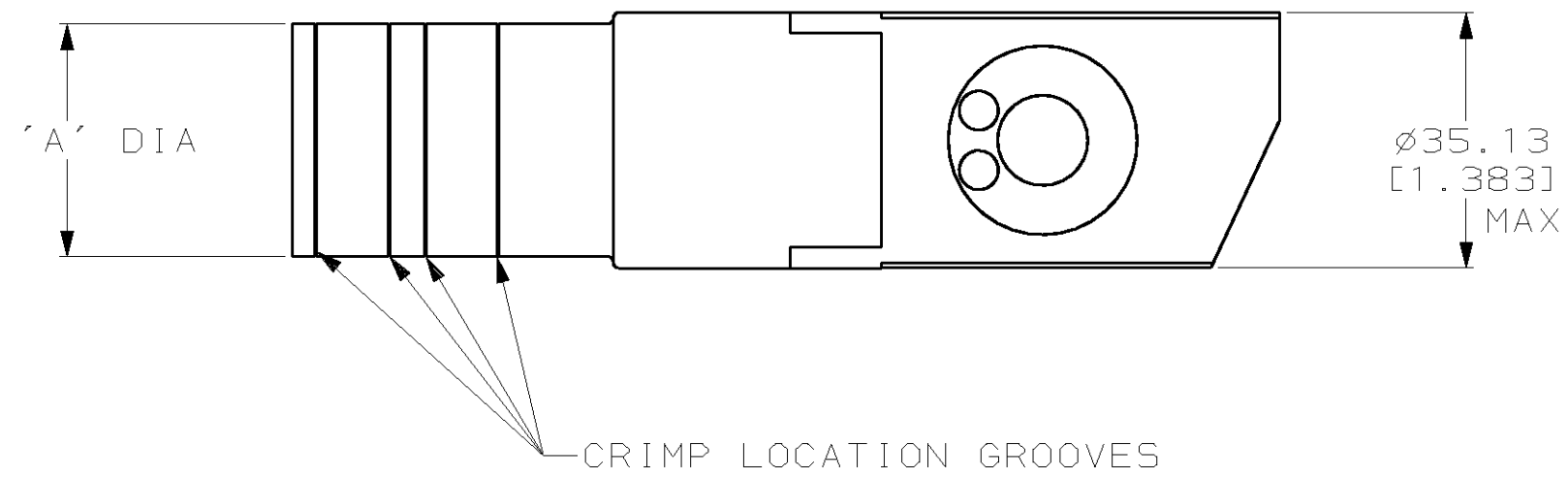
3

2

1

THIS DRAWING IS UNPUBLISHED. RELEASED FOR PUBLICATION
 (C) COPYRIGHT 19 BY AMP INCORPORATED. ALL RIGHTS RESERVED.

LOC	DIST	REVISIONS					
		P	LTR	DESCRIPTION	DATE	DWN	APVD
G	86	F		REV PER 063A-0485-01	21AUG01	JR	MS



26.92-26.67 [1.060-1.050]	33.66-33.40 [1.325-1.315]	53435-2
25.53-25.40 [1.005-1.000]	32.00-31.75 [1.260-1.250]	53435-1
'B'	'A'	AMP PART NUMBER

DIMENSIONS:		TOLERANCES UNLESS OTHERWISE SPECIFIED:		DWN		AMP Incorporated	
mm [INCHES]		0 PLC ±		DK SCHRUM 17JUN96		Harrisburg, PA 17105-3608	
		1 PLC ±		CHK WJ VOCKROTH 25JUN96		AMP TERMINAL ASSEMBLY, QUICK-DISCONNECT, AMPPOWER, WIRE SIZE: 500 MCM	
		2 PLC ±0.20(.008)		APVD JL MECKLEY 25JUN96			
		3 PLC ±		PRODUCT SPEC		NAME	
		4 PLC ±		APPLICATION SPEC		108-13014	
		ANGLES ±		WEIGHT		SIZE	
		FINISH SILVER PL		- lbs		CAGE CODE	
MATERIAL		0.00127(.000050) MIN		CUSTOMER DRAWING		DRAWING NO	
BODY & PINS		THK PER 00-S-365				A2 00779	
BRASS						SCALE	
PER 00-B-626						1:1	
						SHEET	
						1 OF 1	
						REV	
						F	

53435

00

A