

IEC Appliance Inlet C14, Snap-in Mounting, Solder, Quick-connect, Screw or PCB Terminal



See below:

Approvals and Compliances

Description

- Panel mount :
Snap-in version , Front Side
- 1 Function
- Appliance Inlet , Pin temperature 70 °C , Protection class I
- Solder, quick-connect, screw, PCB

References

Alternative: protection class II version [6015](#)

Weblinks

[pdf data sheet](#), [html datasheet](#), [General Product Information](#), [Distributor-Stock-Check](#), [Accessories](#), [Detailed request for product](#), [Landing Page](#)

Newly available variants corresponding to V-Lock mating cordset. The connector is equipped with a notch intended for use with the latching cordset. The cord latching system prevents against accidental removal of the cordset.

Technical Data

Ratings IEC	10 A / 250 VAC; 50 Hz	appliance inlet/-outlet	C14 acc. to IEC 60320-1
Ratings UL/CSA	15 A / 250 VAC; 60 Hz		UL 60320-1, CSA C22.2 no. 60320-1
Dielectric Strength	> 3 kVAC between L-N > 1.5 kVAC between L/N-PE (1 min/50 Hz)		(for cold conditions) pin-temperature 70 °C, 10 A, Protection Class I
Allowable Operation Temperature	-25 °C to 70 °C		
IP-Protection	from front side IP20 acc. to IEC 60529		
Protection against electric shock	Suitable for appliances with protection class I acc. to IEC 61140		
Terminal	Solder, quick-connect, screw, PCB		
Panel Thickness S	Snap-in version 0.8/1.0/1.2/1.5/2.0/2.5/3.0/4.0 mm		
Material: Housing	PA6, black or grey, UL 94V-0		

Approvals and Compliances

Detailed information on product approvals, code requirements, usage instructions and detailed test conditions can be looked up in [Details about Approvals](#)

SCHURTER products are designed for use in industrial environments. They have approvals from independent testing bodies according to national and international standards. Products with specific characteristics and requirements such as required in the automotive sector according to IATF 16949, medical technology according to ISO 13485 or in the aerospace industry can be offered exclusively with customer-specific, individual agreements by SCHURTER.

Approvals




The approval mark is used by the testing authorities to certify compliance with the safety requirements placed on electronic products.

Approval Reference Type: 6010

Approval Logo	Certificates	Certification Body	Description
	VDE Approvals	VDE	Certificate Number: 40011871
	UL Approvals	UL	UL File Number: E96454
	CCC Approvals	CCC	CCC Certificate Number: 2012010204574855

Product standards

Product standards that are referenced

Organization	Design	Standard	Description
	Designed according to	IEC 60320-1	Appliance couplers for household and similar general purposes
	Designed according to	UL 60320-1	Standard for Attachment Plugs and Receptacles
	Designed according to	CSA C22.2 no. 60320-1	General Use Receptacles, Attachment Plugs, and Similar Wiring Devices






Application standards

Application standards where the product can be used

Organization	Design	Standard	Description
	Designed for applications acc.	IEC/UL 60950	IEC 60950-1 includes the basic requirements for the safety of information technology equipment.

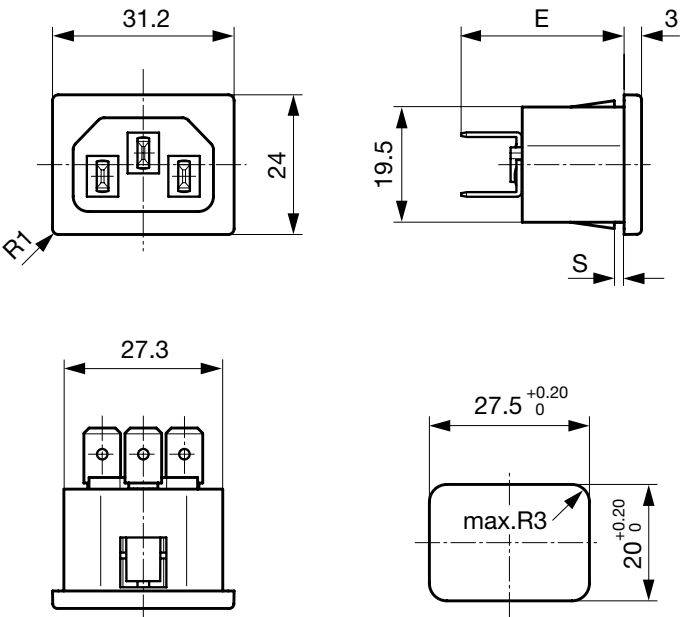
Compliances

The product complies with following Guide Lines

Identification	Details	Initiator	Description
	CE declaration of conformity	SCHURTER AG	The CE marking declares that the product complies with the applicable requirements laid down in the harmonisation of Community legislation on its affixing in accordance with EU Regulation 765/2008.
	RoHS	SCHURTER AG	Directive RoHS 2011/65/EU, Amendment (EU) 2015/863
	China RoHS	SCHURTER AG	The law SJ / T 11363-2006 (China RoHS) has been in force since 1 March 2007. It is similar to the EU directive RoHS.
	REACH	SCHURTER AG	On 1 June 2007, Regulation (EC) No 1907/2006 on the Registration, Evaluation, Authorization and Restriction of Chemicals 1 (abbreviated as "REACH") entered into force.
	Landing Page V-Lock	SCHURTER AG	V-Lock system are based on a matching plug-dose combination. The connector is equipped with a notch intended for use with the latching cordset. The cord latching system prevents against accidental removal of the cordset.

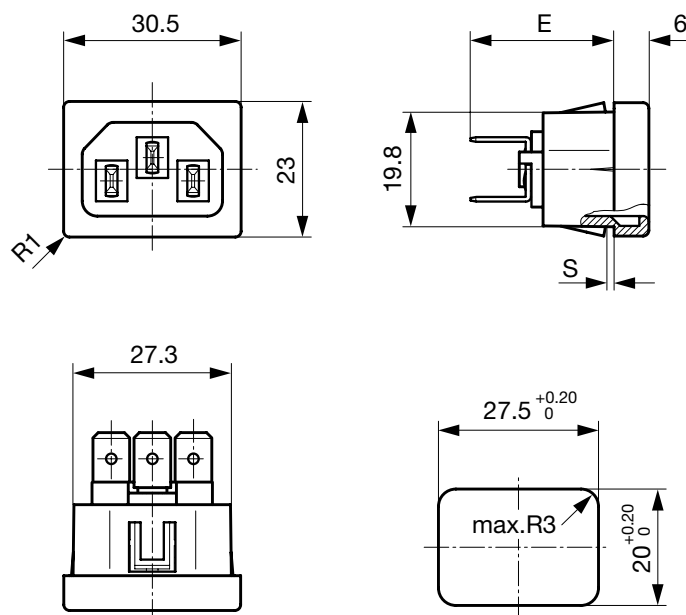
Dimensions [mm]

Quick connect or solder terminals



E: Quick-connect terminals 4.8x0.8 mm: 27.0 mm
E: Quick-connect terminals 6.3x0.8 mm: 28.0 mm
E: Solder terminals short: 22.5 mm
E: Solder terminals long: 26.2 mm
Dimension "S" please ref. to table order code

Quick-connect or solder terminals, housing for V-Lock



E: Quick-connect terminals 4.8x0.8 mm: 23.8 mm

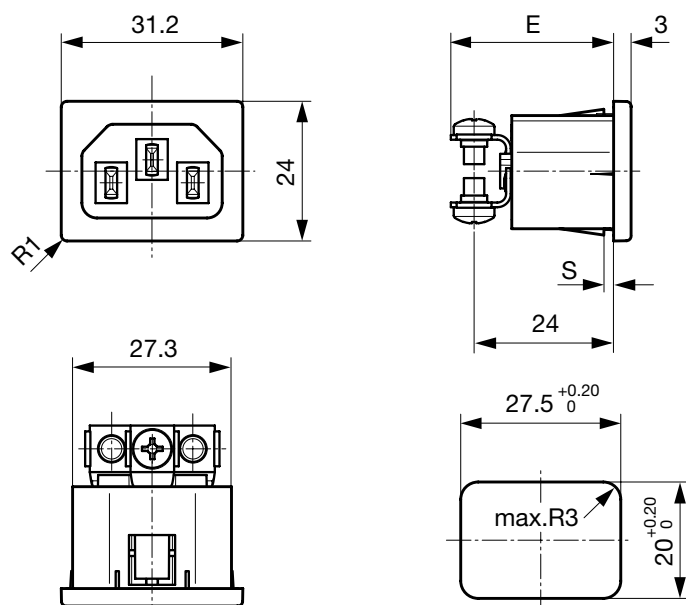
E: Quick-connect terminals 6.3x0.8 mm: 24.8 mm

E: Solder terminals short: 19.3 mm

E: Solder terminals long: 23.0 mm

Dimension "S" please ref. to table order code

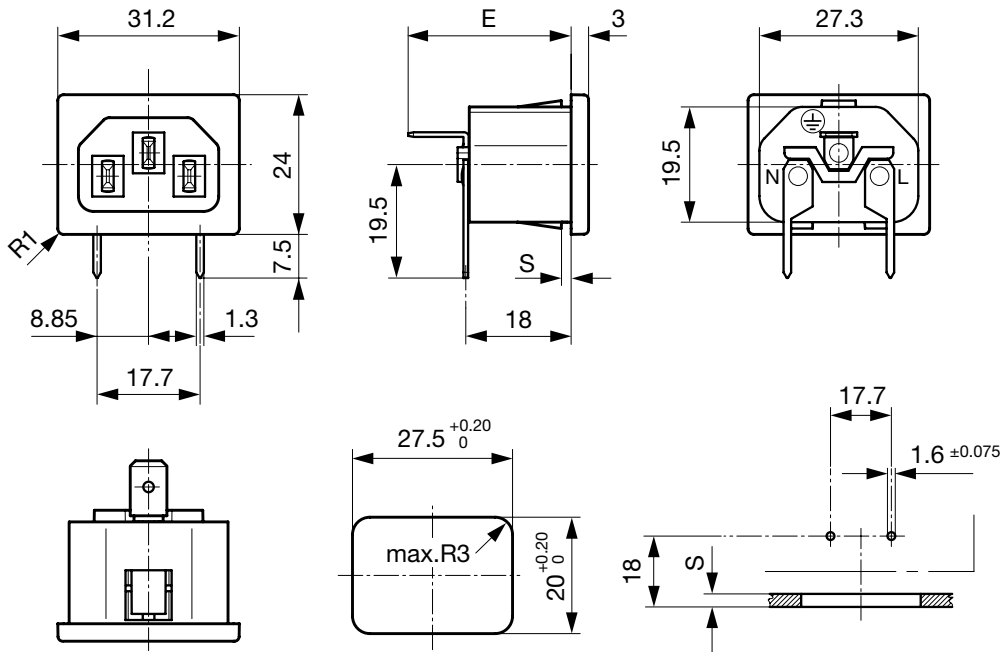
Bolts and nuts



E: Screw terminals M3.5: 28.0 mm

Dimension "S" please ref. to table order code

PCB terminals



E: Quick-connect terminals 4.8x0.8 mm: 27.0 mm
E: Quick-connect terminals 6.3x0.8 mm: 28.0 mm
E: Solder terminals short: 22.5 mm
E: Solder terminals long: 26.2 mm
E: Screw terminals M3.5: 28.0
Dimension "S" please ref. to table order code

Config. Code

6010 - H - A B C 0 - D - E G O

The characters are placeholders for the correspondingly keys of selections from the key tables.

6010 - H - A B C 0 - D - E G O = Type

Type	Configuration key
protection class I	X

Terminal L	Configuration key
Blade terminal (6.3 x 0.8 mm)	9
screw terminal	A

6010 - H - A B C 0 - D - E G O = Terminals

Terminal L	Configuration key
short solder terminal (L = 4.8 mm)	2
long solder terminal (L = 8.5 mm)	3
PCB-terminal standard (additional solder terminal)	4
Blade terminal (4.8 x 0.8 mm)	8

6010 - H - A B C 0 - D - E G O = Terminals

Terminal N	Configuration key
short solder terminal (L = 4.8 mm)	2
long solder terminal (L = 8.5 mm)	3
PCB-terminal standard (additional solder terminal)	4
Blade terminal (4.8 x 0.8 mm)	8
Blade terminal (6.3 x 0.8 mm)	9
screw terminal	A

Symbols similar as in table A

6010 - H - A B C 0 - D - E G O = Terminals

Terminal Ground	Configuration key
short solder terminal (L = 4.8 mm)	2
long solder terminal (L = 8.5 mm)	3
Blade terminal (4.8 x 0.8 mm)	8
Blade terminal (6.3 x 0.8 mm)	9
screw terminal	A

Symbols similar as in table A

6010 - H - A B C 0 - D - E G O = Color

Color	Configuration key
Black	A
Grey	B

6010 - H - A B C 0 - D - E G O = Style

Style	Configuration key
snap-in (s=panel thickness)	4

6010 - H - A B C 0 - D - E G O = Dimension S

Dimension "S"	Configuration key
08	
10	
12	
15	
20	
25	
30	
40	

The dimension "S" is displayed in (1/10 mm). This information is also valid for the order code

6010 - H - A B C 0 - D - E G O = Features

Features	Configuration key
without V-Lock	0
V-Lock	V

All Variants

Terminals L / N	Terminal Ground	Color	Panel Thickness s [mm]	Features	Config. Code	Order Number
short solder terminal (L = 4.8 mm)	short solder terminal (L = 4.8 mm)	black	1	-	6010-X-2220-A-4100	6162.0012
Blade terminal (4.8 x 0.8 mm)	Blade terminal (4.8 x 0.8 mm)	black	1	-	6010-X-8880-A-4100	6162.0019
Blade terminal (6.3 x 0.8 mm)	Blade terminal (6.3 x 0.8 mm)	black	1	-	6010-X-9990-A-4100	6162.0023
Blade terminal (6.3 x 0.8 mm)	Blade terminal (6.3 x 0.8 mm)	black	1.5	-	6010-X-9990-A-4150	6162.0024
Blade terminal (6.3 x 0.8 mm)	Blade terminal (6.3 x 0.8 mm)	black	2	-	6010-X-9990-A-4200	6162.0025
long solder terminal (L = 8.5 mm)	long solder terminal (L = 8.5 mm)	black	1	-	6010-X-3330-A-4100	6162.0085
Blade terminal (4.8 x 0.8 mm)	Blade terminal (4.8 x 0.8 mm)	black	1.5	V-Lock	6010-X-8880-A-415V	6162.0155
Blade terminal (6.3 x 0.8 mm)	Blade terminal (6.3 x 0.8 mm)	black	1.5	V-Lock	6010-X-9990-A-415V	6162.0156
short solder terminal (L = 4.8 mm)	short solder terminal (L = 4.8 mm)	black	1	V-Lock	6010-X-2220-A-410V	6162.0161
Blade terminal (4.8 x 0.8 mm)	Blade terminal (4.8 x 0.8 mm)	black	1	V-Lock	6010-X-8880-A-410V	6162.0162
Blade terminal (4.8 x 0.8 mm)	Blade terminal (4.8 x 0.8 mm)	black	2.5	V-Lock	6010-X-8880-A-425V	6162.0165

The list of variants should be available from stock. Other versions on request www.schurter.com/contact

Most Popular.

Availability for all products can be searched real-time: <https://www.schurter.com/en/Stock-Check/Stock-Check-SCHURTER>

Packaging unit 50 Pcs

Accessories

Description



Assorted Covers
Rear Cover

Mating Outlets/Connectors

Category / Description

[Appliance Outlet Overview complete](#)



4787, Mounting: Screw-on mounting, Appliance Outlet: IEC Solder terminals, 10 A, Suitable for appliances with protection class I	4787
--	------

4788, Mounting: Snap-in version, Appliance Outlet: IEC Solder terminals or quick connect terminals, 10 A, Suitable for appliances with protection class I	4788
---	------

IEC Appliance Outlet F or H, Screw-on Mounting, Front Side, Solder, PCB or Quick-connect Terminal	5091
---	------

[Appliance Outlet further types to 6010](#)

[Connector Overview complete](#)



4022 Mounting: Power Supply Cord, 3 x 1.5 mm², Screw clamps, Connector: IEC C13	4022
---	------

4782 Mounting: Power Cord, 3 x 1 mm² / 3 x 18 AWG, Cable, Connector: IEC C13	4782
--	------

4012 Mounting: Power Supply Cord, 3 x 1 mm², Screw clamps, Connector: IEC C13	4012
---	------

4785 Mounting: Power Cord, 3 x 1 mm² / 3 x 18 AWG, Cable, Connector: IEC C13	4785
--	------

4300-06 Mounting: Power Cord, 3 x 1 mm² / 3 x 18 AWG, Cable, Connector: IEC C13	4300-06
---	---------

[Connector further types to 6010](#)

...

Mating Outlets/Connectors shuttered



[Power Cord Overview complete](#)

VAC13KS, Overview, V-Lock cord retaining, diverse Connector IEC C13, diverse, black	VAC13KS
---	---------

[Power Cord further types to 6010](#)

Mouser Electronics

Authorized Distributor

Click to View Pricing, Inventory, Delivery & Lifecycle Information:

Schurter:

[6162.0012](#) [6162.0013](#) [6162.0014](#) [6162.0015](#) [6162.0016](#) [6162.0017](#) [6162.0018](#) [6162.0019](#) [6162.0021](#) [6162.0022](#)
[6162.0023](#) [6162.0024](#) [6162.0025](#) [6162.0026](#) [6162.0027](#) [6162.0028](#) [6162.0029](#) [6162.0156](#) [6162.002](#) [6162.003](#)
[6162.0020](#) [6162.0030](#) [6162.0161](#) [6162.0165](#) [6162.0155](#) [6162.0162](#) [6162.0173](#)