

Features/Benefits

- Compact design
- Short stroke to latch
- Wide variety of actuator heights
- Adapted for medium power applications
- RoHS compliant and compatible

Typical Applications

- Automotive (air conditioning, lighting)
- Industrial
- Control panel



Construction

FUNCTION: Momentary, Push-Push
 CONTACT ARRANGEMENT:
 PVA1: 2 make contacts (DPST)
 PVA2: 2 change over contacts (DPDT)
 SWITCHING MODE: Non-shorting
 TERMINALS: PC pins¹

Mechanical

TOTAL TRAVEL / LATCHING TRAVEL:
 OA: 2,4 mm
 EE: 2,4 / 1,5 mm
 OPERATING FORCE: 1,2N; 1,7N; 2,2N; 3,5N

Process

SOLDERABILITY:
 Wave soldering, compatible with lead free soldering profile
 Hand soldering, 350°C for 3 seconds

Note: Specifications listed above are for switches with standard options.
 For information on specific and custom switches, please contact technical support using the "Ask a Specialist" option on the PVA product web page.^v

Electrical

SWITCHING POWER MAX.: 3 W DC
 SWITCHING VOLTAGE MAX.: 32 V DC
 SWITCHING CURRENT MAX.: 100 mA DC*
 DIELECTRIC STRENGTH (50 Hz / 1 min):
 1000 V between open contacts, PVA2: 750 V
 OPERATING LIFE:
 OA (momentary): ≥ 1 x 10⁵ operations
 EE (push-push): ≥ 1 x 10⁵ operations
 CONTACT RESISTANCE: Initial ≤ 100 mΩ
 After life: 150 mΩ
 INSULATION RESISTANCE: ≥ 10¹⁰ Ω
 BOUNCE TIME: ≤ 3 ms

Environmental

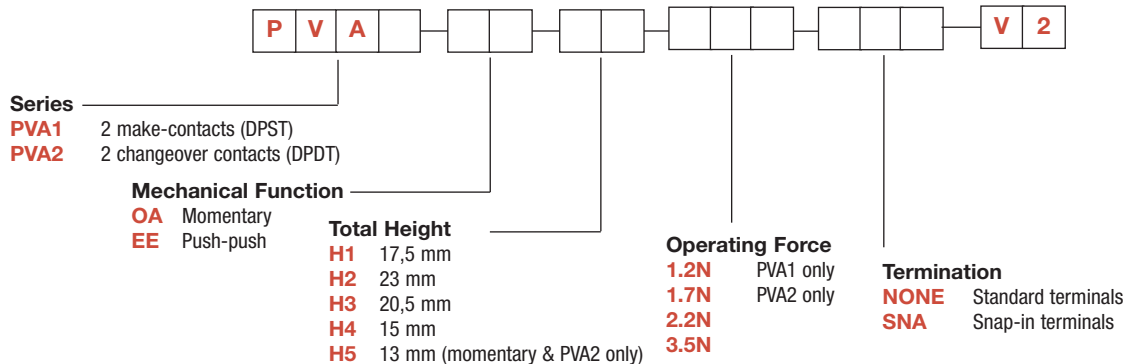
OPERATING TEMPERATURE: -40°C to 85°C.²

- 1) "Snap-in" contacts on request, Version SNA with pins bent inside (standard)
- 2) With button +70°C

How To Order

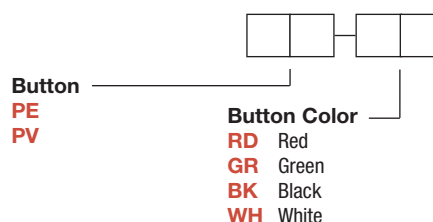
Our easy build-a-switch concept allows you to mix and match options to create the switch you need. To order, select desired option from each category and place it in the appropriate box. **Some of the configurations may not be available or could require some development.**

Switch



Button

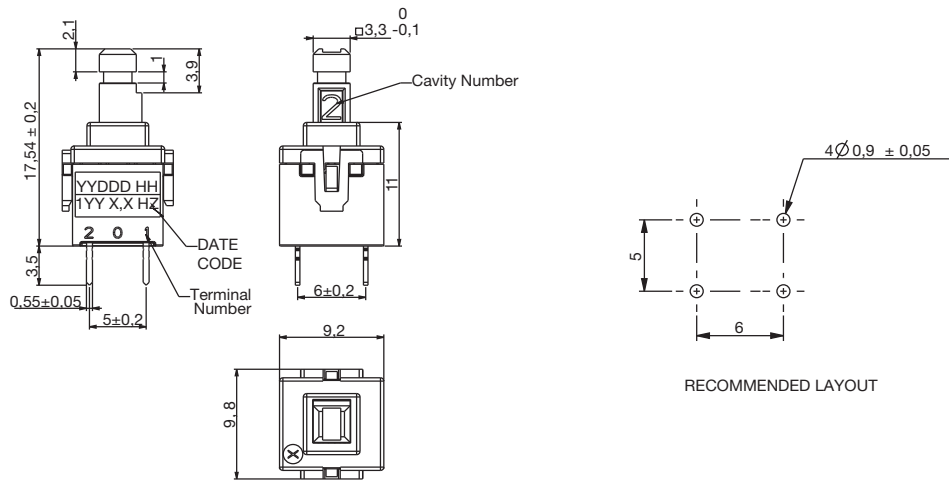
Buttons must be ordered separately.
 Shipped in bulk.



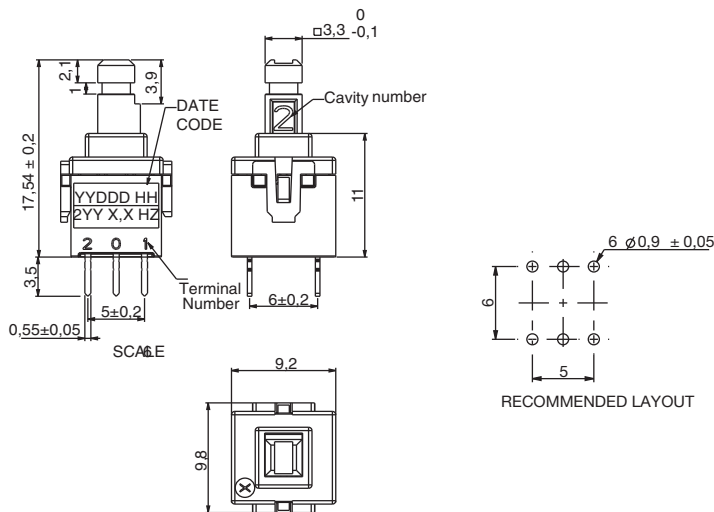
PVA Short Stroke Key Switches

SERIES

PVA1 (DPST)



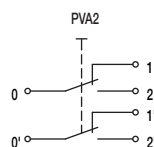
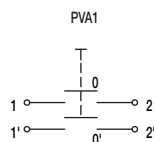
PVA2 (DPDT)



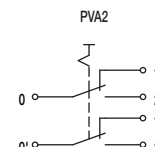
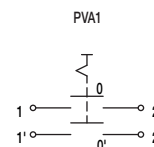
MECHANICAL FUNCTION

OPTION CODE	FUNCTION
OA	Momentary
EE	Push-Push

OA



EE

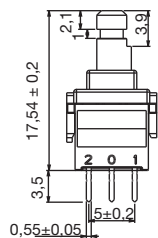


Dimensions are shown: mm
Specifications and dimensions subject to change

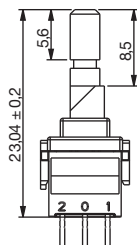
PVA Short Stroke Key Switches

TOTAL HEIGHT

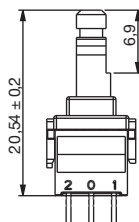
H1 17,5 MM



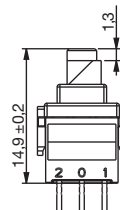
H2 23 MM



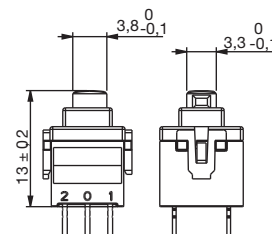
H3 20,5 MM



H4 15 MM



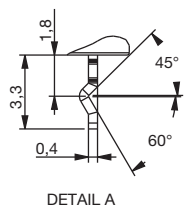
H5 13 MM
(MOMENTARY ONLY)



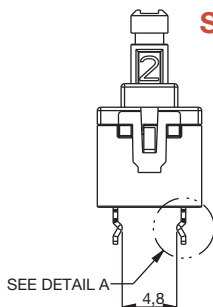
OPERATING FORCE

- 1.2N** PVA1 ONLY
- 1.7N** PVA2 ONLY
- 2.2N**
- 3.5N**

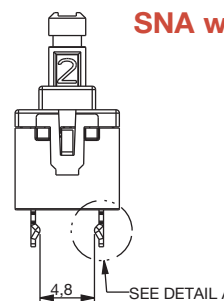
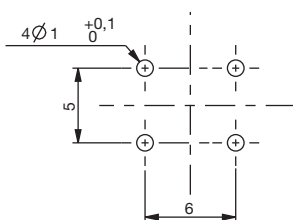
TERMINATION



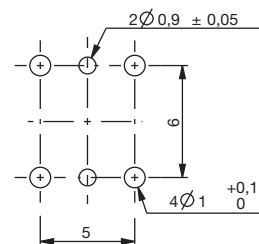
DETAIL A



SNA with PVA1



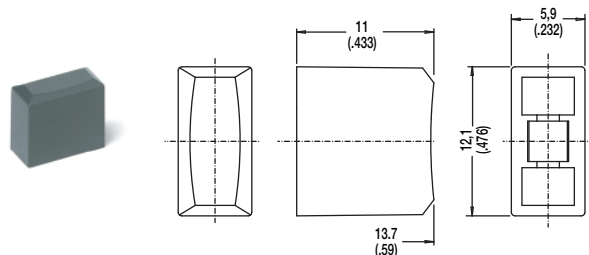
SNA with PVA2



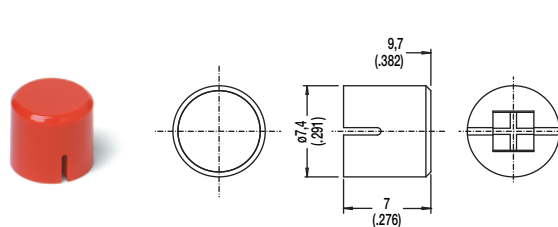
BUTTONS

BUTTONS MUST BE ORDERED SEPARATELY. SHIPPED IN BULK.

PE



PV



OPTION CODE	COLOR
RD	Red
GY	Gray
BK	Black
WH	White



First Angle Projection

Dimensions are shown: mm
Specifications and dimensions subject to change

Mouser Electronics

Authorized Distributor

Click to View Pricing, Inventory, Delivery & Lifecycle Information:

C&K Components:

[161050](#) [161052](#) [PVA2EEH2](#) [PVA2EEH1](#) [161007](#) [161008](#) [PVA1EEH1](#) [PVA2OAH2](#) [PVA2OAH1](#) [161051](#) [161006](#)
[161005](#) [PVA10AH2](#) [PV BK](#) [PV GY](#) [PE BK](#) [PV RD](#) [PVA1 OA H3](#) [PE WH](#) [PVA1 OA H4](#) [PVA1 EE H3](#) [PE RD](#) [PV](#)
[WH](#) [PVA1 EE H4](#) [PVA2 OA H4](#) [PVA2 EE H3](#) [PVA2 EE H4](#) [PE GY](#) [PVA2 OA H3 1.7N](#) [PVA1EEH2](#) [PVA1EEH1SNA](#)
[PVA1EEH1SNA3.5N](#) [PVA1EEH13.5N](#) [PVA1EEH23.5N](#) [PVA1EEH4SNA](#) [PVA1EEH4SNA3.5N](#) [PVA1EEH43.5N](#)
[PVA10AH1](#) [PVA2EEH1SNA](#) [PVA2EEH13.5N](#)

Mouser Electronics

Authorized Distributor

Click to View Pricing, Inventory, Delivery & Lifecycle Information:

C&K Switches:

[161050](#) [161052](#) [161007](#) [161008](#) [161006](#) [161005](#)