

Interactive Catalog Replaces Catalog Pages

Honeywell Sensing and Control has replaced the PDF product catalog with the new **Interactive Catalog**. The **Interactive Catalog** is a power search tool that makes it easier to find product information. It includes more installation, application, and technical information than ever before.



**Click this icon to try the new
Interactive Catalog.**

Sensing and Control

Honeywell Inc.

11 West Spring Street

Freeport, Illinois 61032

Pressure Sensors

Low Pressure Gage & Differential/Unamplified

170PC Series

Temperature Compensated Sensors



FEATURES

- Miniature package
- Low pressure measurement
- Calibrated Null and Span
- Temperature compensated for Span over 0 to 50°C
- Provides interchangeability

176PC SERIES PERFORMANCE CHARACTERISTICS at 10.0 ±0.01 VDC Excitation, 25°C

	Min.	Typ.	Max.	Units
Excitation	---	10	16	VDC
Null Offset	-2	0	+2	mV
Null Shift, 25° to 0°, 25° to 50°C	---	±3.0	---	mV
Sensitivity Shift, 25° to 0°, 25° to 50°C	---	---	±4.0 ¹	%Span
			±3.5 ²	%Span
Repeatability & Hysteresis	---	±0.25	---	%Span
Response Time	---	---	1.0	msec
Input Resistance	---	6.3 K	---	ohms
Output Resistance	---	4.0 K	---	ohms
Stability over One Year	---	±0.5	---	%Span
Weight	---	7	---	grams

Key: 1 = 0-7", 0-14" H₂O only
2 = 0-28" H₂O only

ENVIRONMENTAL SPECIFICATIONS

Operating Temperature	-40° to +85°C (-40° to +185°F)
Storage Temperature	-55° to +125°C (-67° to +257°F)
Compensated Temperature	0° to +50°C (32° to +122°F)
Shock	MIL-STD-202, Method 213 (150 g, half sine, 11 msec)
Vibration	MIL-STD-202, Method 204 (10 to 2000 Hz at 20 g)
Media	P2 port Wetted materials; polyester housing, epoxy adhesive, silicon, borosilicate glass, and silicon-to-glass bond* P1 port Dry gases only

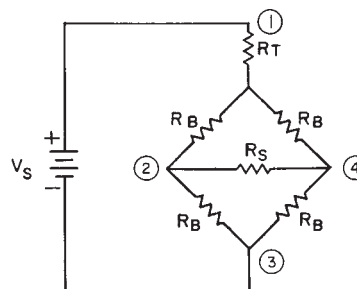
* Liquid media containing some highly ionic solutions could potentially neutralize the chip-to-glass tube bond.

176PC SERIES ORDER GUIDE

Catalog Listing	Pressure Range H ₂ O	Span, mV			Sensitivity mV/"H ₂ O Typ.	Overpressure "H ₂ O Max.	Linearity, %Span	
		Min.	Typ.	Max.			P2 > P1 Max.	P2 < P1 Max.
176PC07HG2	0-7	26	28	30	4.00	140	±3.00	±1.50
176PC07HD2	0-7	26	28	30	4.00	140	±3.00	±1.50
176PC14HG2	0-14	33	35	37	2.50	140	±3.00	±1.50
176PC14HD2	0-14	33	35	37	2.50	140	±3.00	±1.50

ELECTRICAL CONNECTIONS

(Internal Circuitry Shown)



NOTES

1. Circled numbers refer to sensor termination.
2. $V_0 = V_2 - V_4$ (referenced to pin 3).
3. R_B = Strain gage resistors (~4.8 kΩ).
4. R_T = Sensitivity temperature compensation resistor.
5. R_S = Sensitivity calibration resistor.

When a positive pressure is applied to port P2, the differential voltage $V_2 - V_4$ (voltage at pin 2, with respect to ground, increases and voltage at pin 4 decreases) increases linearly with respect to the input pressure. When a vacuum pressure is applied to port P1 the voltage $V_2 - V_4$ decreases linearly with respect to the input pressure.

Unamplified

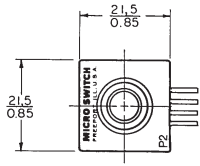
Pressure Sensors

Low Pressure Gage & Differential/Unamplified

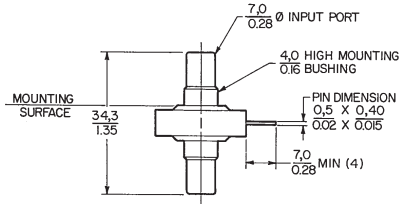
170PC Series

MOUNTING DIMENSIONS (For reference only)

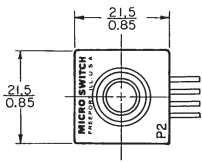
Differential Types



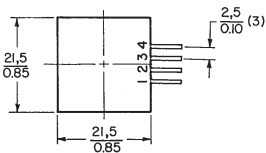
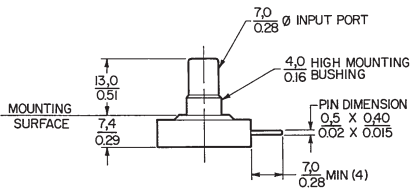
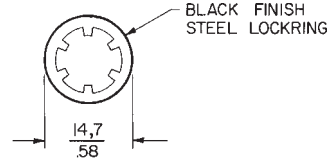
- Terminals**
 1 – Vs (+)
 2 – Output A
 3 – Ground (-)
 4 – Output B



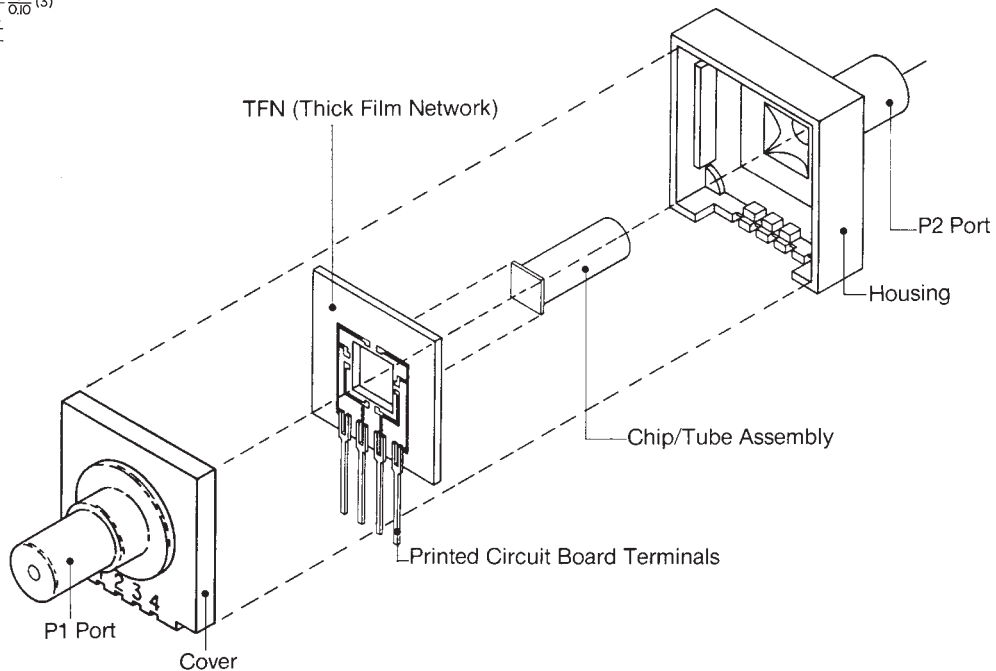
Gage Types



Mounting Hardware - PC10198



170PC CONSTRUCTION



Mouser Electronics

Authorized Distributor

Click to View Pricing, Inventory, Delivery & Lifecycle Information:

[Honeywell:](#)

[176PC07HD2](#) [PC-10198](#)