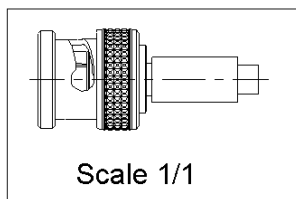
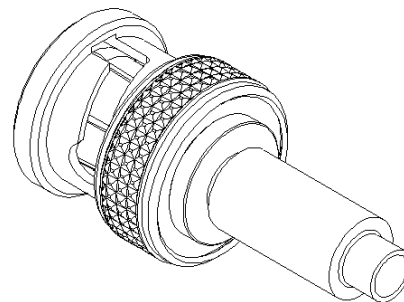
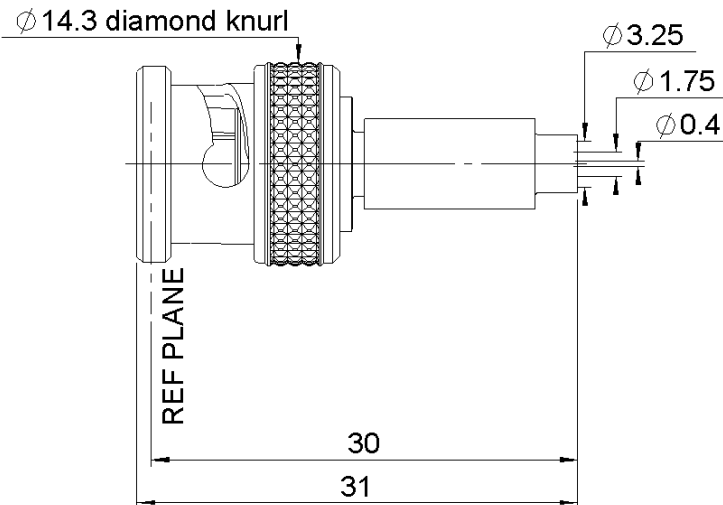


PAGE 1/2

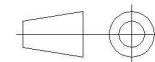
ISSUE 1402F

SERIES **BNC 75-COM**

PART NUMBER **R142076161**



All dimensions are in mm.



COMPONENTS	MATERIALS	PLATING (μm)
Body	BRASS	NICKEL
Center contact	BRASS	GOLD OVER NICKEL
Outer contact	-	-
Insulator	POLYPROPYLENE	
Gasket	SILICONE RUBBER	
Others parts	BRASS	NICKEL
-	-	-
-	-	-

PAGE 2/2

ISSUE 1402F

SERIES BNC 75-COM

PART NUMBER R142076161

PACKAGING

Standard	Unit	Other
100	Contact us	Contact us

ELECTRICAL CHARACTERISTICS

Impedance	75	Ω
Frequency	0-3	GHz
VSWR	1.40 + 0.0000	x F(GHz) Maxi
Insertion loss	0.115	√F(GHz) dB Maxi
RF leakage	- (NA)	- F(GHz)) dB Maxi
Voltage rating	335	Veff Maxi
Dielectric withstanding voltage	1000	Veff mini
Insulation resistance	5000	MΩ mini

MECHANICAL CHARACTERISTICS

Center contact retention		
Axial force – Mating End	10	N mini
Axial force – Opposite end	10	N mini
Torque	NA	N.cm mini
Recommended torque		
Mating	NA	N.cm
Panel nut	NA	N.cm
Clamp nut	NA	N.cm
A/F clamp nut	0.0000	mm
Mating life	100	Cycles mini
Weight	10.0000	g

ENVIRONMENTAL

Operating temperature	-35/+70	°C
Hermetic seal	NA	Atm.cm3/s
Panel leakage	NA	

SPECIFICATION

CABLE ASSEMBLY

Stripping	a	b	c	d	e	f
mm	4	10	18.5	0	14.5	0

Assembly instruction: Crimp 03

Recommended cable(s)

RG 179
RG 187
CAE HD 03140

Characteristics indicated on this data sheet are those that can be achieved with the highest performance cable. Intrinsic limitations of the cable may diminish the performance of the assembly

Cable retention

- pull off	40	N mini
- torque	NA	N.cm

TOOLING

Part Number	Description	Hexagon
R282235011	CRIMPING DIES M22520/5-11	1.73 - 5.41
R282293000	CRIMPING TOOL M22520/5-01	-
R282223000	CRIMPING TOOL	1.73 - 5.41

OTHER CHARACTERISTICS

-

Mouser Electronics

Authorized Distributor

Click to View Pricing, Inventory, Delivery & Lifecycle Information:

Radial:

[R142076161](#)