

- 1

HOUSING MATERIAL: GLASS-FILLED POLYESTER S.E.I., COLOR-BLACK
- 2

CONTACT MATERIAL: PHOSPHOR BRONZE
- 3

FINISH: .000015 GOLD SELECTIVE PLATING
- 4

SEE SHEET 2 FOR RECOMMENDED PRINTED CIRCUIT BOARD LAYOUT
- 5

MATTE TIN PLATE ON SOLDER TAILS

.100	6.400	6.600	130	65	5-5583485-6
↑	7.900	8.100	160	80	5-5583485-5
	7.700	7.900	156	78	5-5583485-4
	8.600	8.800	174	87	5-5583485-3
↓	3.300	3.500	68	34	5-5583485-2
.100	5.900	6.100	120	60	5-5583485-1
.050	4.900	5.000	100	50	5-5583485-0
.100	4.800	5.000	98	49	4-5583485-9
↑	4.700	4.900	96	48	4-5583485-8
	4.600	4.800	94	47	4-5583485-7
	4.500	4.700	92	46	4-5583485-6
	4.400	4.600	90	45	4-5583485-5
	4.300	4.500	88	44	4-5583485-4
	4.200	4.400	86	43	4-5583485-3
	4.100	4.300	84	42	4-5583485-2
	4.000	4.200	82	41	4-5583485-1
	3.900	4.100	80	40	4-5583485-0
	3.800	4.000	78	39	3-5583485-9
	3.700	3.900	76	38	3-5583485-8
	3.600	3.800	74	37	3-5583485-7
	3.500	3.700	72	36	3-5583485-6
	3.400	3.600	70	35	3-5583485-5
	3.200	3.400	66	33	3-5583485-4
	3.100	3.300	64	32	3-5583485-3
	3.000	3.200	62	31	3-5583485-2
	2.900	3.100	60	30	3-5583485-1
	2.800	3.000	58	29	3-5583485-0
	2.700	2.900	56	28	2-5583485-9
	2.600	2.800	54	27	2-5583485-8
	2.500	2.700	52	26	2-5583485-7
	2.400	2.600	50	25	2-5583485-6
	2.300	2.500	48	24	2-5583485-5
	2.200	2.400	46	23	2-5583485-4
	2.100	2.300	44	22	2-5583485-3
	2.000	2.200	42	21	2-5583485-2
	1.900	2.100	40	20	2-5583485-1
	1.800	2.000	38	19	2-5583485-0
	1.700	1.900	36	18	1-5583485-9
	1.600	1.800	34	17	1-5583485-8
	1.500	1.700	32	16	1-5583485-7
	1.300	1.500	28	14	1-5583485-6
	1.200	1.400	26	13	1-5583485-5
	1.100	1.300	24	12	1-5583485-4
	1.000	1.200	22	11	1-5583485-3
	.900	1.100	20	10	1-5583485-2
	.800	1.000	18	9	1-5583485-1
	.700	.900	16	8	1-5583485-0
	.600	.800	14	7	5583485-9
	.500	.700	12	6	5583485-8
↓	.400	.600	10	5	5583485-7
.100	.200	.400	6	3	5583485-6
.050	5.900	6.000	120	60	5583485-5
.100	1.400	1.600	30	15	5583485-4
.100	4.900	5.100	100	50	5583485-3
.050	3.300	3.400	68	34	5583485-2
.100	.300	.500	8	4	5583485-1
C	B	A	CONTACT NO. REQD	NO OF POSN	PART NO

THIS DRAWING IS A CONTROLLED DOCUMENT.

DIMENSIONS: INCHES

TOLERANCES UNLESS OTHERWISE SPECIFIED:  
0 PLC ± -  
1 PLC ± -  
2 PLC ± -  
3 PLC ± .005  
4 PLC ± -  
ANGLES ± -

MATERIAL

FINISH

DWN  
R BROWN  
CHK  
M MILLER  
APVD  
M MILLER

09AUG2007  
09AUG2007  
09AUG2007

NAME  
HOUSING ASSY., TWIN LEAF, .100 CL SOLDER TYPE POST

SIZE  
A1

CAGE CODE  
00779

DRAWING NO  
5583485

RESTRICTED TO  
-

CUSTOMER DRAWING

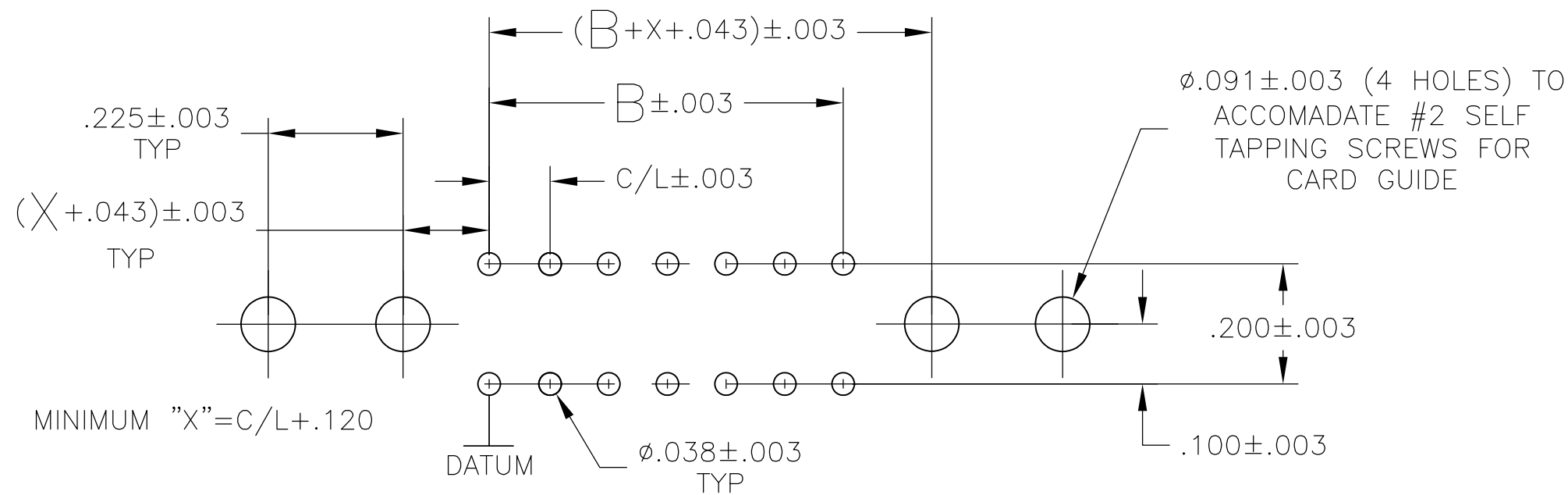
SCALE  
4:1

SHEET  
1

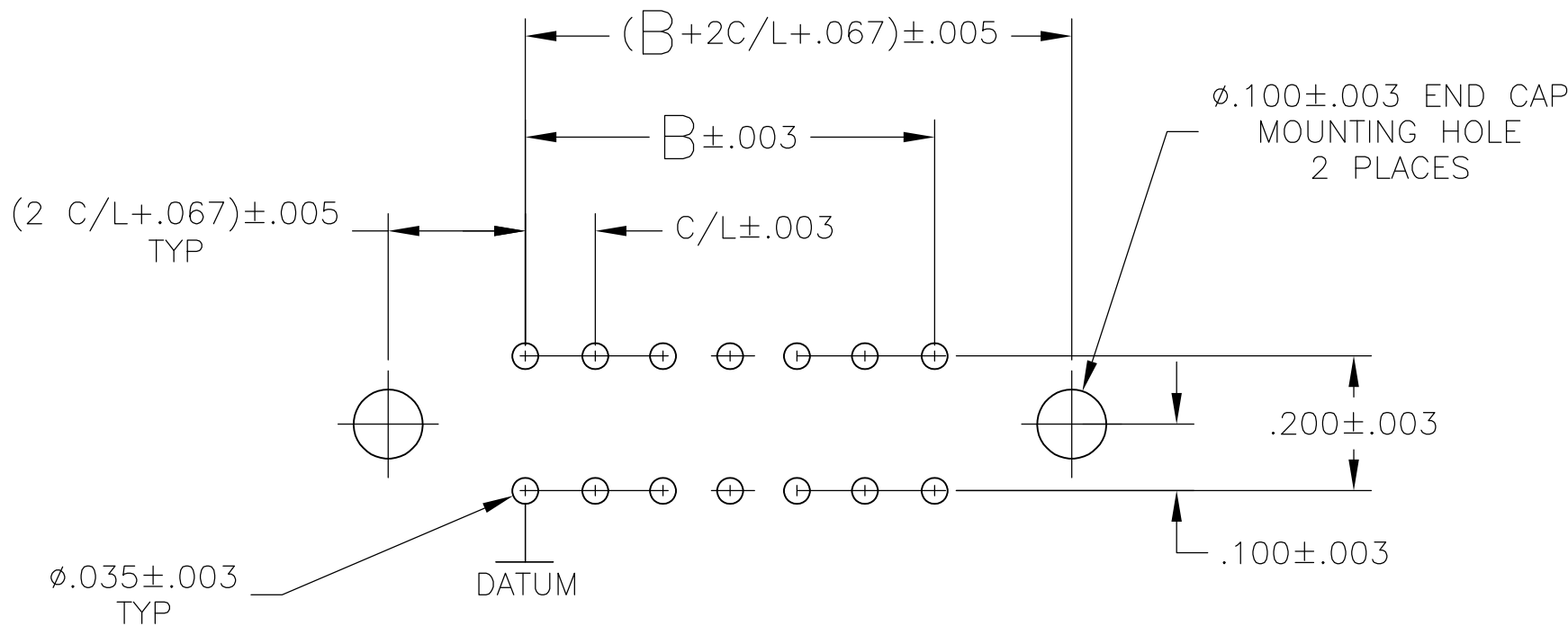
OF  
2

REV  
Q

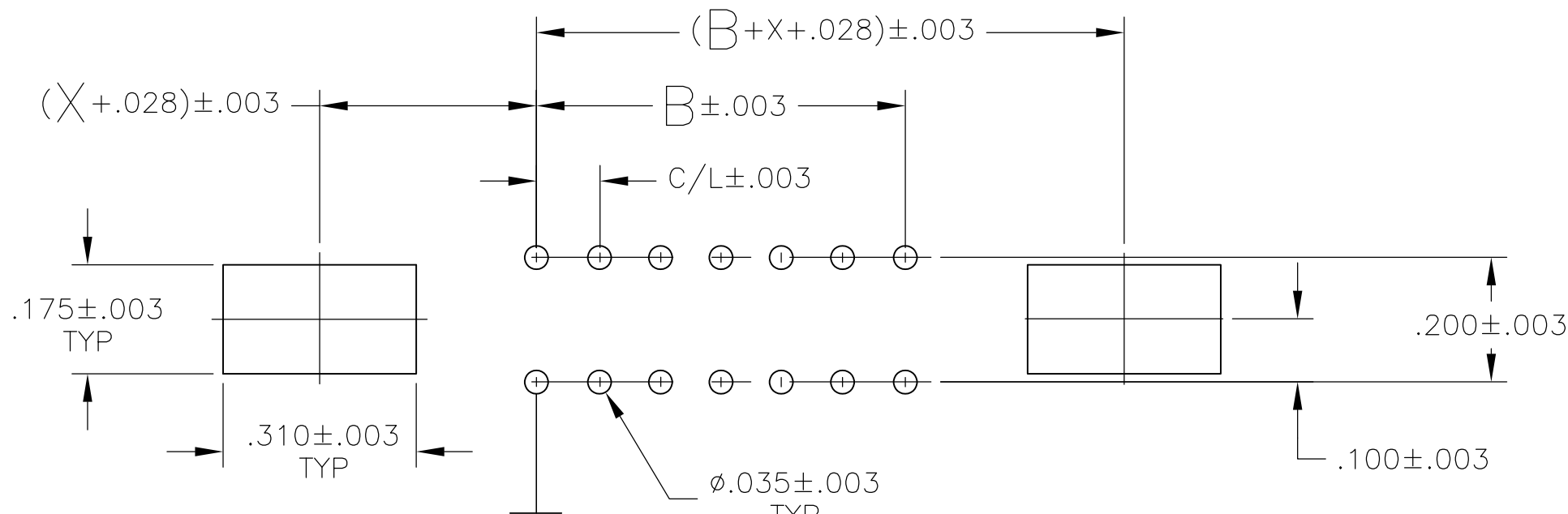
LOC	DIST	REVISIONS				
		P	LTR	DESCRIPTION	DATE	DWN
AD	00	—	—	SEE SHEET 1	—	—



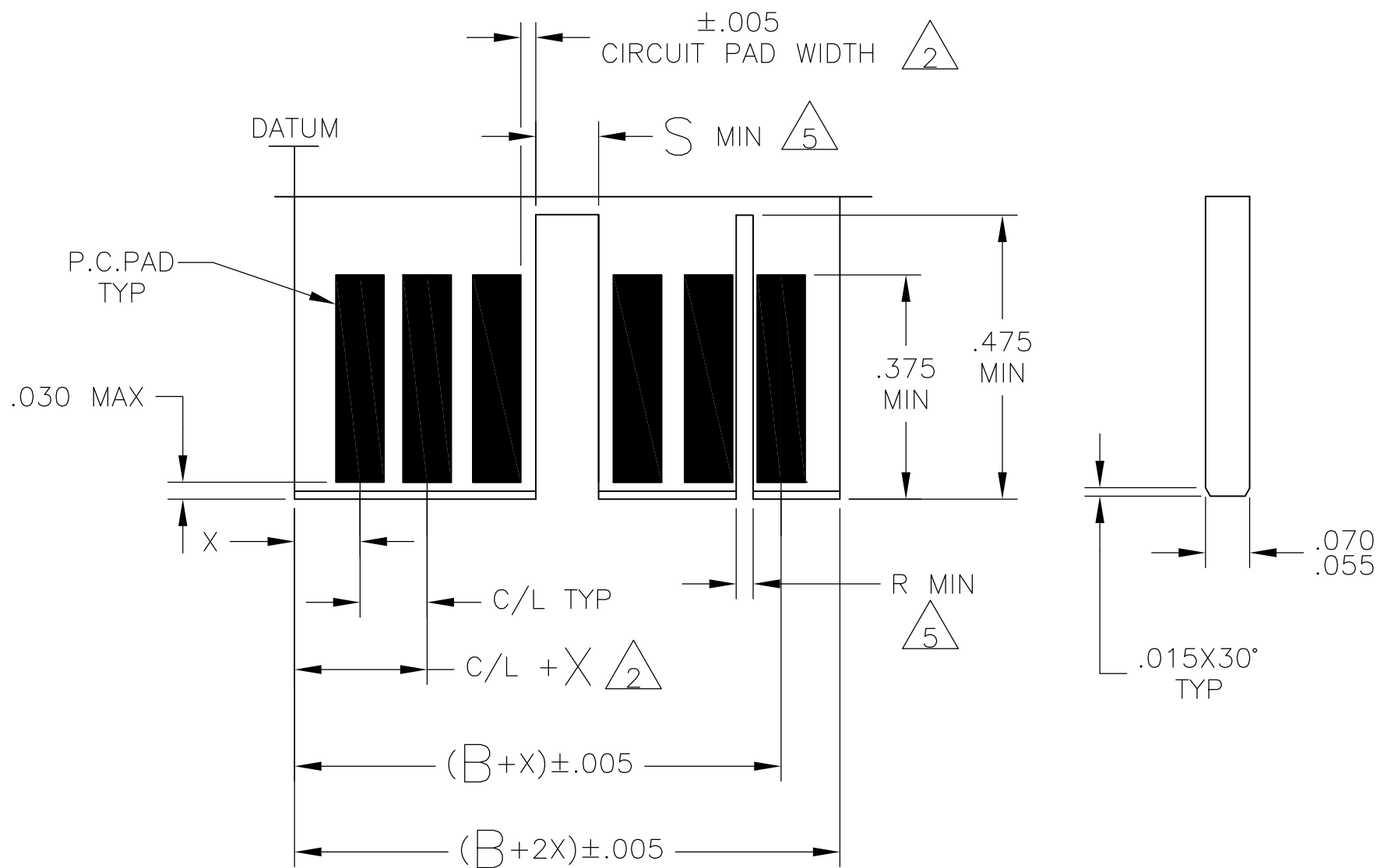
BOARD LAYOUT FOR USE WITH AMP CARD GUIDE PART NO. 583671



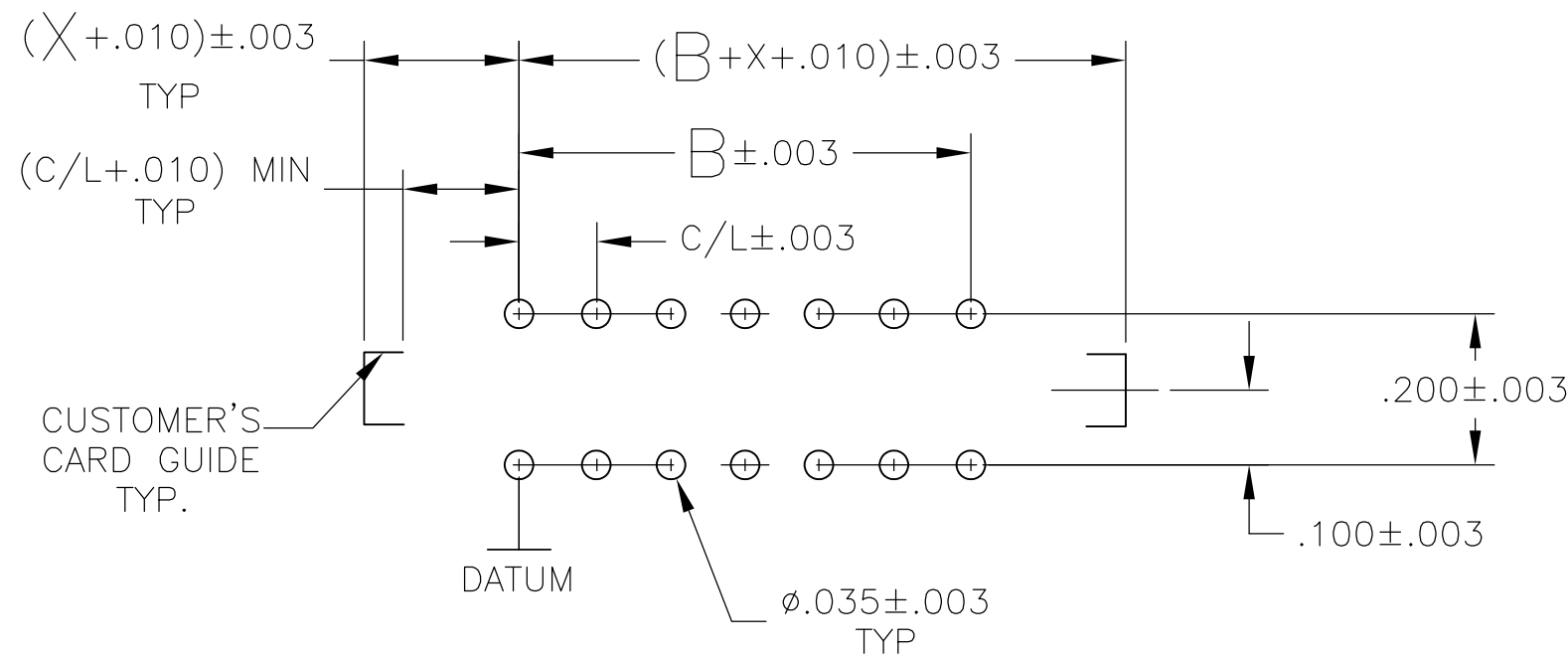
BOARD LAYOUT FOR USE WITH END CAP



BOARD LAYOUT FOR USE WITH AMP CARD GUIDE PART NO. 583408 OR 583425



DAUGHTER BOARD LAYOUT



BOARD LAYOUT FOR USE WITH CUSTOMER SUPPLIED CARD GUIDE

- MAX ALLOWABLE WARPAGE OF MOTHER BOARD NOT TO EXCEED .005/IN. MAX. ALLOWABLE BOW OF DAUGHTER BOARD NOT TO EXCEED .010/IN. THICKNESS OF MOTHER BOARD IS .062 FOR DOUBLE SLOTTED CARD GUIDES AND .104 MAX. FOR ALL OTHER MOUNTING CONDITIONS.
- EACH PAD LOCATION INCREASES BY C/L±.005 WITH A NON-CUMULATIVE TOLERANCE OF ±.005. CIRCUIT PAD WIDTH —.045 FOR .100 C/L, .072 FOR .125 C/L, .072 FOR .150 C/L, .080 FOR .156 C/L. DIMENSIONS APPLY TO BOTH SIDES OF DAUGHTER BOARD.
- C/L INCREMENTS ON MOTHER BOARD HAVE ±.003 NON-CUMULATIVE TOLERANCE.
- "X" IS A CUSTOMER CONTROLLED DIMENSION EXCEPT FOR END CAP ASSEMBLIES WHERE "X" = C/L — .008.
- THE SLOT FOR INTER-CONTACT KEYING PLUGS MUST BE CENTERED BETWEEN THE PRINTED CIRCUIT PADS, WHILE THE SLOT FOR ON-CONTACT KEYING PLUGS MUST BE CENTERED ON THE AREA OF A PRINTED CIRCUIT PAD.

INTER-CONTACT KEYING PLUG	"R"	FOR CENTER LINE SPACING
530030-1	.050	.125—.150—.156
530030-2	.040	.100

ON CONTACT KEYING PLUG	"S"	FOR CENTER LINE SPACING
583714-1	.129	.100—.125
583714-2	.160	.150—.156

THIS DRAWING IS A CONTROLLED DOCUMENT.		DWN R BROWN	09AUG2007	Tyco Electronics Corporation Harrisburg, Pa 17105-3608	
DIMENSIONS: INCHES		CHK M MILLER	09AUG2007	NAME HOUSING ASSY., TWIN LEAF, .100 CL SOLDER TYPE POST	
TOLERANCES UNLESS OTHERWISE SPECIFIED:		APVD M MILLER	09AUG2007	PRODUCT SPEC	
0 PLC ± —		APPLICATION SPEC		SIZE	
1 PLC ± —		WEIGHT		CAGE CODE	
2 PLC ± —		CUSTOMER DRAWING		DRAWING NO	
3 PLC ± .005		SCALE 4:1		SHEET 2 OF 2	
4 PLC ± —		REV Q		RESTRICTED TO	
ANGLES ± —					
FINISH —					

# Mouser Electronics

Authorized Distributor

Click to View Pricing, Inventory, Delivery & Lifecycle Information:

[TE Connectivity:](#)

[1-5583485-2](#)