

THIS DRAWING IS UNPUBLISHED

RELEASED FOR PUBLICATION

[Home](#)
[About Us](#)
[Contact Us](#)

© COPYRIGHT

By -

ALL RIGHTS RESERVED

## REVISIONS

P

LIR

DESCRIPTION
-------------

DAT

DWRN

	APV
--	-----

--	--

REVISED

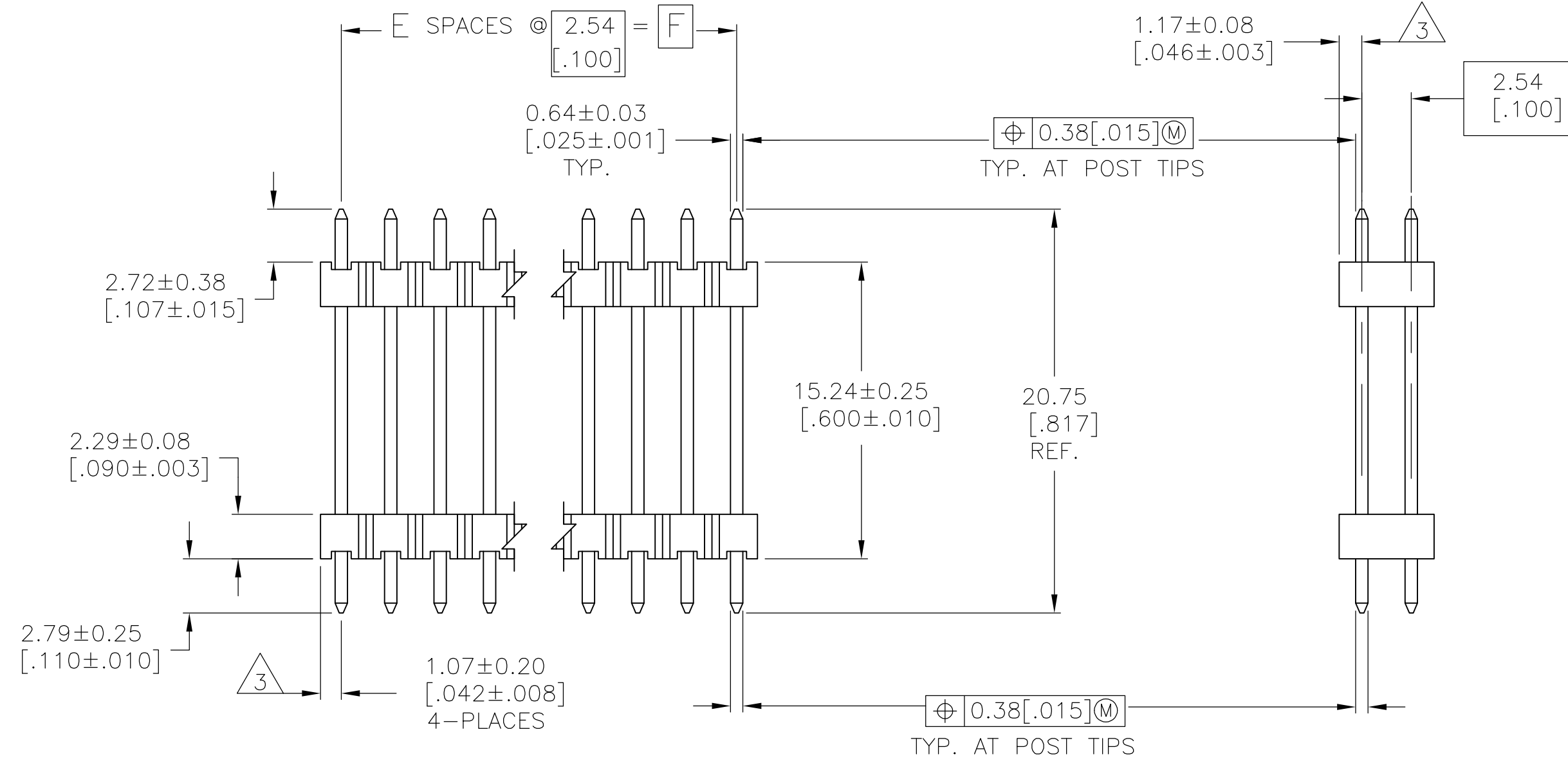
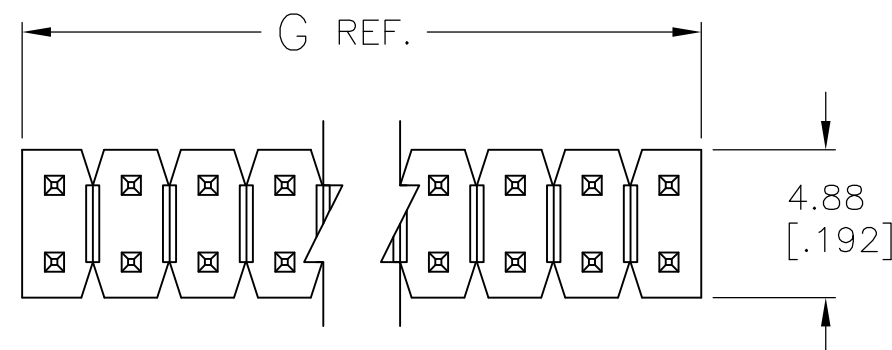
PER ECO-

16-00630-3

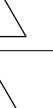



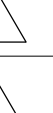
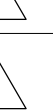


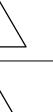
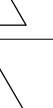


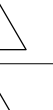


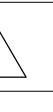
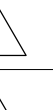
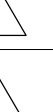


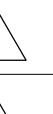
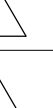
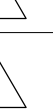


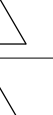
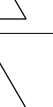


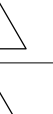



08AUG




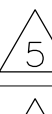



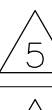
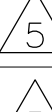


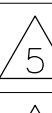
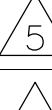
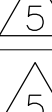


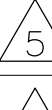



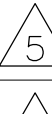



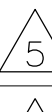



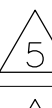
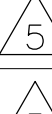



NK

M



1. ASSEMBLY MAY BE BROKEN TO THE DESIRED NUMBER OF POSITIONS
2. TRUE POSITION TOLERANCE OF THE POST TIPS APPLIES WHEN THE HEADER IS HELD FLAT AGAINST THE PRINTED CIRCUIT BOARD
3. THE NOTED DIMENSIONS APPLY AT THE INTERSECTION OF THE POST AND HOUSING
4. HOUSING: FLAME RETARDANT THERMOPLASTIC; COLOR: BLACK.  
CONTACT: COPPER ALLOY
5. FINISH: 0.00254-0.00508 [.000100-.000200] MATTE TIN-LEAD  
OVER 0.00127 [.000050] NICKEL ENTIRE POST.
6. FINISH: 0.00254-0.00508 [.000100-.000200] MATTE TIN  
OVER 0.00127 [.000050] NICKEL ENTIRE POST.

OBSOLETE		101.19 [3.984]	99.06 [3.900]	39	80	<del>9</del> 146491 <del>0</del>
		98.65 [3.884]	96.52 [3.800]	38	78	<del>8</del> 146491 <del>9</del>
		96.11 [3.784]	93.98 [3.700]	37	76	<del>8</del> 146491 <del>8</del>
		93.57 [3.684]	91.44 [3.600]	36	74	<del>8</del> 146491 <del>7</del>
		91.03 [3.584]	88.90 [3.500]	35	72	<del>8</del> 146491 <del>6</del>
		88.49 [3.484]	86.36 [3.400]	34	70	<del>8</del> 146491 <del>5</del>
		85.95 [3.384]	83.82 [3.300]	33	68	<del>8</del> 146491 <del>4</del>
		83.41 [3.284]	81.28 [3.200]	32	66	<del>8</del> 146491 <del>3</del>
		80.87 [3.184]	78.74 [3.100]	31	64	<del>8</del> 146491 <del>2</del>
		78.33 [3.084]	76.20 [3.000]	30	62	<del>8</del> 146491 <del>1</del>
		75.79 [2.984]	73.66 [2.900]	29	60	<del>8</del> 146491 <del>0</del>
		73.25 [2.884]	71.12 [2.800]	28	58	<del>7</del> 146491 <del>9</del>
		70.71 [2.784]	68.58 [2.700]	27	56	<del>7</del> 146491 <del>8</del>
		68.17 [2.684]	66.04 [2.600]	26	54	<del>7</del> 146491 <del>7</del>
		65.63 [2.584]	63.50 [2.500]	25	52	<del>7</del> 146491 <del>6</del>
		63.09 [2.484]	60.96 [2.400]	24	50	<del>7</del> 146491 <del>5</del>
		60.55 [2.384]	58.42 [2.300]	23	48	<del>7</del> 146491 <del>4</del>
		58.01 [2.284]	55.88 [2.200]	22	46	<del>7</del> 146491 <del>3</del>
		55.47 [2.184]	53.34 [2.100]	21	44	<del>7</del> 146491 <del>2</del>
		52.93 [2.084]	50.80 [2.000]	20	42	<del>7</del> 146491 <del>1</del>
		50.39 [1.984]	48.26 [1.900]	19	40	<del>7</del> 146491 <del>0</del>
		47.85 [1.884]	45.72 [1.800]	18	38	<del>6</del> 146491 <del>9</del>
		45.31 [1.784]	43.18 [1.700]	17	36	<del>6</del> 146491 <del>8</del>
		42.77 [1.684]	40.64 [1.600]	16	34	<del>6</del> 146491 <del>7</del>
	40.23 [1.584]	38.10 [1.500]	15	32	<del>6</del> 146491 <del>6</del>	
		37.69 [1.484]	35.56 [1.400]	14	30	6 146491 5
OBSOLETE		35.15 [1.384]	33.02 [1.300]	13	28	<del>6</del> 146491 <del>4</del>
		32.61 [1.284]	30.48 [1.200]	12	26	<del>6</del> 146491 <del>3</del>
		30.07 [1.184]	27.94 [1.100]	11	24	<del>6</del> 146491 <del>2</del>
		27.53 [1.084]	25.40 [1.000]	10	22	<del>6</del> 146491 <del>1</del>
		24.99 [.984]	22.86 [.900]	9	20	<del>6</del> 146491 <del>0</del>
		22.45 [.884]	20.32 [.800]	8	18	<del>5</del> 146491 <del>9</del>
		19.91 [.784]	17.78 [.700]	7	16	<del>5</del> 146491 <del>8</del>
		17.37 [.684]	15.24 [.600]	6	14	<del>5</del> 146491 <del>7</del>
		14.83 [.584]	12.70 [.500]	5	12	<del>5</del> 146491 <del>6</del>
		12.29 [.484]	10.16 [.400]	4	10	<del>5</del> 146491 <del>5</del>
		9.75 [.384]	7.62 [.300]	3	8	<del>5</del> 146491 <del>4</del>
		7.21 [.284]	5.08 [.200]	2	6	<del>5</del> 146491 <del>3</del>
		4.67 [.184]	2.54 [.100]	1	4	<del>5</del> 146491 <del>2</del>
		2.13 [.084]	— —	—	2	<del>5</del> 146491 <del>1</del>
	PLATING	G	F	E	NO. OF POSITIONS	PART NUMBER

OBSOLETE		01.19 [3.984]	99.06 [3.900]	39	80	—4—146491—0—
		98.65 [3.884]	96.52 [3.800]	38	78	—3—146491—9—
		96.11 [3.784]	93.98 [3.700]	37	76	—3—146491—8—
		93.57 [3.684]	91.44 [3.600]	36	74	—3—146491—7—
		91.03 [3.584]	88.90 [3.500]	35	72	—3—146491—6—
		88.49 [3.484]	86.36 [3.400]	34	70	—3—146491—5—
		85.95 [3.384]	83.82 [3.300]	33	68	—3—146491—4—
		83.41 [3.284]	81.28 [3.200]	32	66	—3—146491—3—
		80.87 [3.184]	78.74 [3.100]	31	64	—3—146491—2—
		78.33 [3.084]	76.20 [3.000]	30	62	—3—146491—1—
		75.79 [2.984]	73.66 [2.900]	29	60	—3—146491—0—
		73.25 [2.884]	71.12 [2.800]	28	58	—2—146491—9—
		70.71 [2.784]	68.58 [2.700]	27	56	—2—146491—8—
		68.17 [2.684]	66.04 [2.600]	26	54	—2—146491—7—
		65.63 [2.584]	63.50 [2.500]	25	52	—2—146491—6—
		63.09 [2.484]	60.96 [2.400]	24	50	—2—146491—5—
		60.55 [2.384]	58.42 [2.300]	23	48	—2—146491—4—
		58.01 [2.284]	55.88 [2.200]	22	46	—2—146491—3—
		55.47 [2.184]	53.34 [2.100]	21	44	—2—146491—2—
		52.93 [2.084]	50.80 [2.000]	20	42	—2—146491—1—
		50.39 [1.984]	48.26 [1.900]	19	40	—2—146491—0—
		47.85 [1.884]	45.72 [1.800]	18	38	—1—146491—9—
		45.31 [1.784]	43.18 [1.700]	17	36	—1—146491—8—
		42.77 [1.684]	40.64 [1.600]	16	34	—1—146491—7—
		40.23 [1.584]	38.10 [1.500]	15	32	—1—146491—6—
		37.69 [1.484]	35.56 [1.400]	14	30	—1—146491—5—
		35.15 [1.384]	33.02 [1.300]	13	28	—1—146491—4—
		32.61 [1.284]	30.48 [1.200]	12	26	—1—146491—3—
		30.07 [1.184]	27.94 [1.100]	11	24	—1—146491—2—
		27.53 [1.084]	25.40 [1.000]	10	22	—1—146491—1—
		24.99 [.984]	22.86 [.900]	9	20	—1—146491—0—
		22.45 [.884]	20.32 [.800]	8	18	—146491—9—
		19.91 [.784]	17.78 [.700]	7	16	—146491—8—
		17.37 [.684]	15.24 [.600]	6	14	—146491—7—
		14.83 [.584]	12.70 [.500]	5	12	—146491—6—
		12.29 [.484]	10.16 [.400]	4	10	—146491—5—
	9.75 [.384]	7.62 [.300]	3	8	—146491—4—	
	7.21 [.284]	5.08 [.200]	2	6	—146491—3—	
	4.67 [.184]	2.54 [.100]	1	4	—146491—2—	
	2.13 [.084]	— —	—	2	—146491—1—	
	PLATING	G	F	E	NO. OF POSITIONS	PART NUMBER

THIS DRAWING IS A CONTROLLED DOCUMENT

OWN	11/8/95
T. HOFFMAN	

CHK	11/22/95
-----	----------

APVD	11/22/85
------	----------

G. DUBNICZKI  
PRODUCT GROUP

Product Size

APPLICATION SPEC

—



TE Connectivity

HEADER ASSEMBLY, MOD II,  
STACKING, DOUBLE ROW,  
025 SQ. POST, UNSHROUDED

SIZE	CAGE CODE	DRAWING NO.
A1	00779	C-14

RESTRICTED

SCALE	1" = 1'	SHEET	1	OF	1	REV	0
-------	---------	-------	---	----	---	-----	---

# Mouser Electronics

Authorized Distributor

Click to View Pricing, Inventory, Delivery & Lifecycle Information:

[TE Connectivity:](#)

[9-146491-0](#)